



US00D410605S

United States Patent [19] Bangle

[11] **Patent Number: Des. 410,605**
[45] **Date of Patent: ** Jun. 8, 1999**

[54] **EXTERIOR SURFACE CONFIGURATION OF A VENTILATION INSERT FOR THE FRONT BUMPER OF AN AUTOMOBILE**

D. 312,433 11/1990 Yamamoto D12/169
D. 312,436 11/1990 Licata D12/169
D. 326,835 6/1992 Yamamoto D12/169
D. 349,479 8/1994 Kigoshi et al. D12/169
D. 372,695 8/1996 Nayashima D12/169

[75] Inventor: **Christopher Edward Bangle**, Gilching, Germany

Primary Examiner—Melody N. Brown
Attorney, Agent, or Firm—Evenson, McKeown, Edwards & Lenahan, PLLC

[73] Assignee: **Bayerische Motoren Werke Aktiengesellschaft**, Munich, Germany

[**] Term: **14 Years**

[57] CLAIM

[21] Appl. No.: **29/089,386**

The ornamental design for an exterior surface configuration of a ventilation insert for the front bumper of an automobile, as shown and described.

[22] Filed: **Jun. 15, 1998**

DESCRIPTION

Related U.S. Application Data

[63] Continuation-in-part of application No. 29/082,195, Jan. 16, 1998.

FIG. 1 is a front view of an exterior surface configuration of a ventilation insert for the front bumper of an automobile according to my novel design;

[30] Foreign Application Priority Data

Jul. 16, 1997 [DE] Germany 97 06 695

FIG. 2 is a left side view of an exterior surface configuration of a ventilation insert for the front bumper of an automobile according to my novel design;

[51] **LOC (6) Cl.** **12-16**

[52] **U.S. Cl.** **D12/169**

FIG. 3 is a top view of an exterior surface configuration of a ventilation insert for the front bumper of an automobile according to my novel design;

[58] **Field of Search** D12/169, 163, D12/167, 90-92; 180/68.6; 293/113, 120, 102

FIG. 4 is a bottom view of an exterior surface configuration of a ventilation insert for the front bumper of an automobile according to my novel design; and,

[56] References Cited

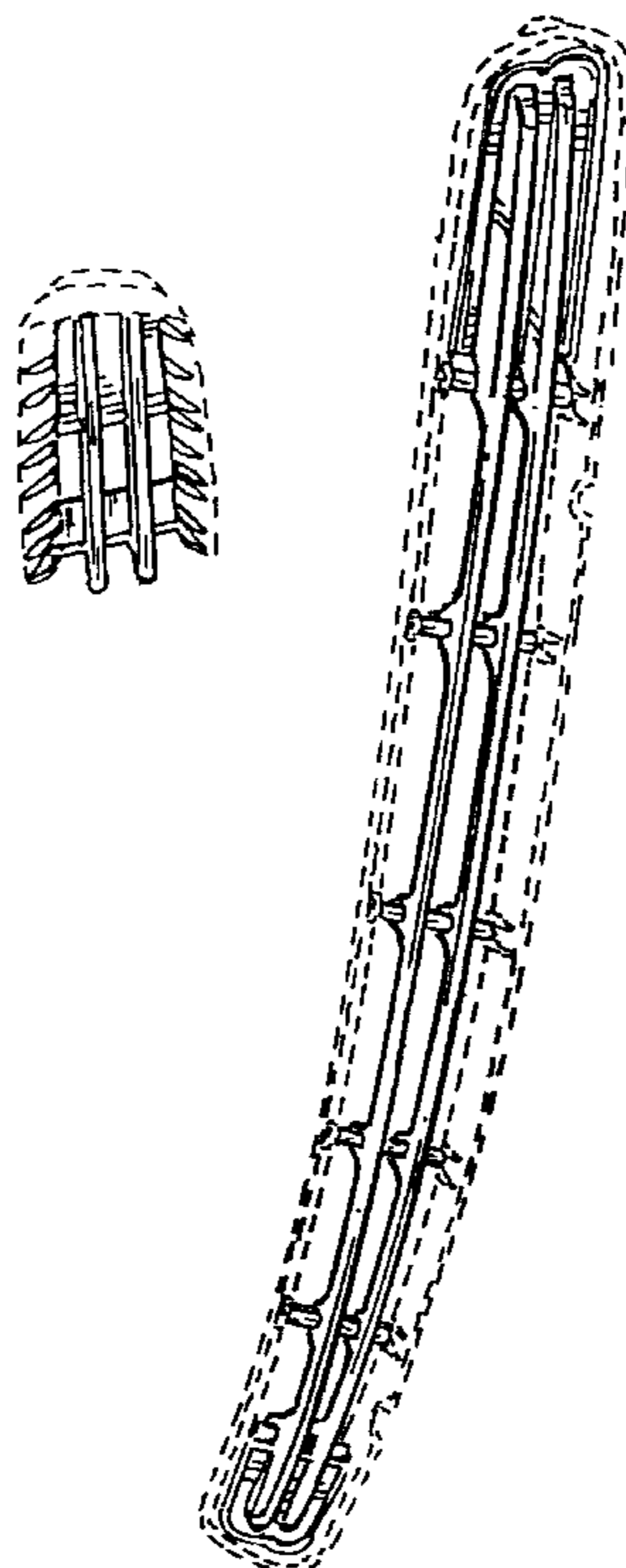
U.S. PATENT DOCUMENTS

D. 304,563 11/1989 Ikeda D12/169
D. 307,124 4/1990 Hayashi et al. D12/169
D. 307,125 4/1990 Guelfi et al. D12/169

FIG. 5 is a perspective view from the front left of an exterior surface configuration of a ventilation insert for the front bumper of an automobile according to my novel design.

The broken lines shown in all drawing views are for illustrative purposes only and form no part of the claimed design.

1 Claim, 2 Drawing Sheets



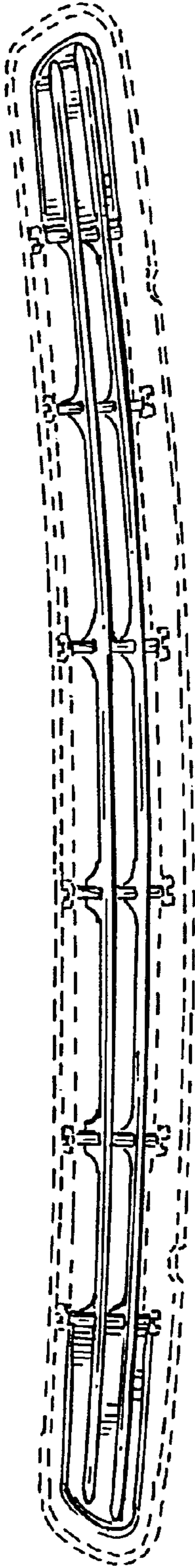


FIG. 1

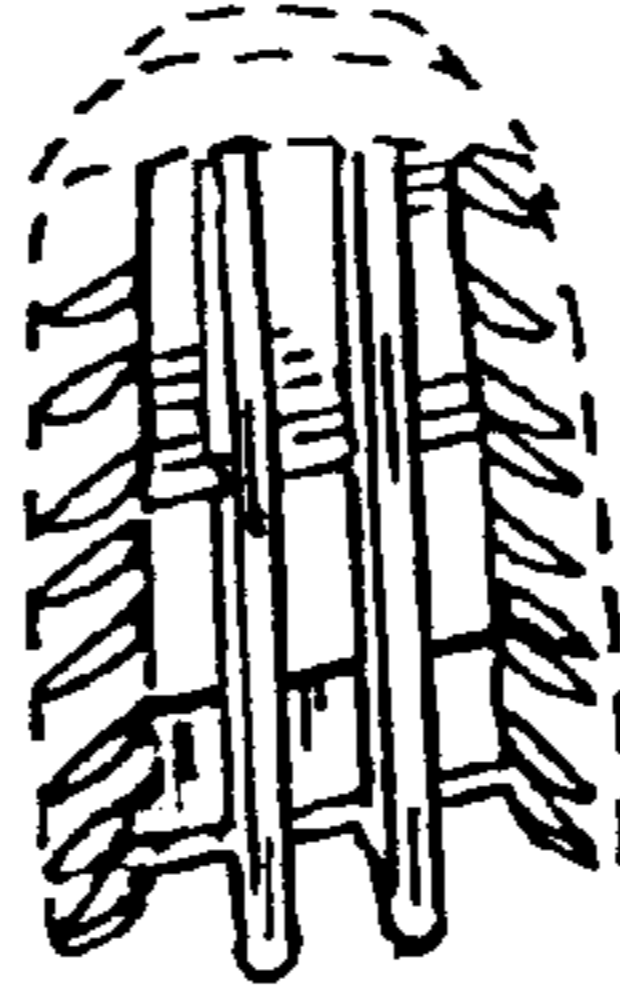


FIG. 2



FIG. 3




FIG. 4

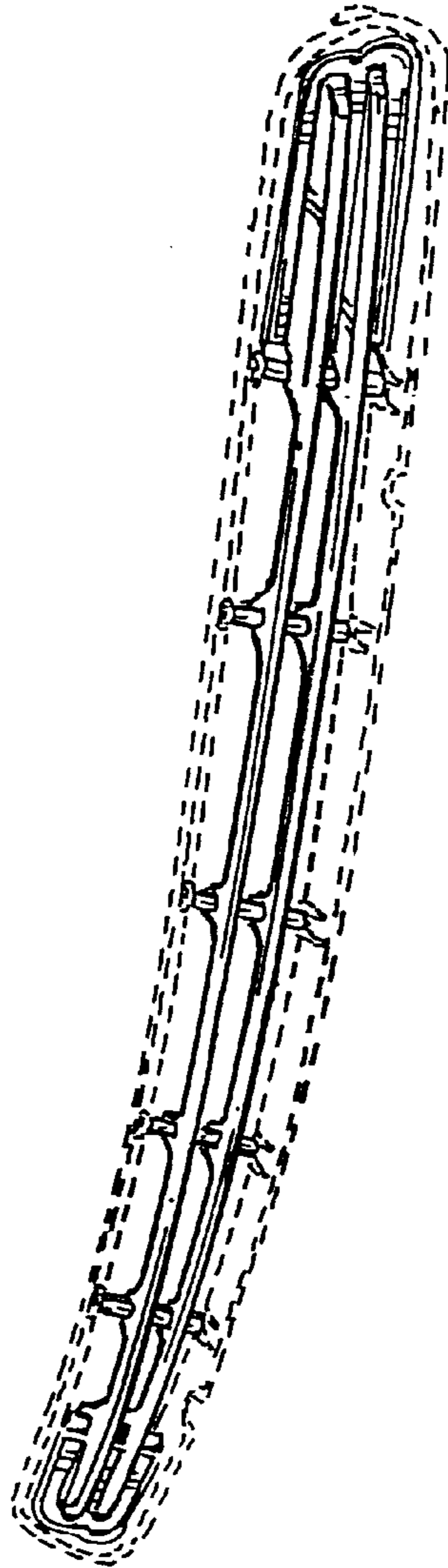


FIG. 5