



US00D410581S

# United States Patent [19] Tanaka

[11] **Patent Number: Des. 410,581**  
[45] **Date of Patent: \*\* Jun. 8, 1999**

[54] **WRISTWATCH**

3,735,585 5/1973 Takagi .  
5,181,192 1/1993 Paratte ..... 368/282

[75] Inventor: **Masaharu Tanaka**, Suwa, Japan

### OTHER PUBLICATIONS

[73] Assignee: **Seiko Epson Corporation**, Tokyo, Japan

*Swiss Watch Jewelry Journal*—Feb. 1977. p. 241—watch at right.

[\*\*] Term: **14 Years**

*European Jeweler*—Jun. 1980—p. 46—watches a lower left.

[21] Appl. No.: **29/084,832**

*Primary Examiner*—Nelson C. Holtje  
*Attorney, Agent, or Firm*—Oliff & Berridge, PLC

[22] Filed: **Mar. 11, 1998**

### [30] Foreign Application Priority Data

Sep. 11, 1997 [JP] Japan ..... 9-67479

### [57] CLAIM

The ornamental design for wristwatch, as shown and described.

[51] **LOC (6) Cl.** ..... **10-02**

### DESCRIPTION

[52] **U.S. Cl.** ..... **D10/30; D10/39**

FIG. 1 is a front elevational view of a wristwatch in accordance with my inventive design;  
FIG. 2 is a top view thereof;  
FIG. 3 is a bottom view thereof;  
FIG. 4 is a left side view thereof;  
FIG. 5 is a right side view thereof;  
FIG. 6 is a rear elevational view thereof; and,  
FIG. 7 is a perspective view thereof.


[58] **Field of Search** ..... D10/1-40, 122-132;  
368/280-282, 276-277, 285

### [56] References Cited

#### U.S. PATENT DOCUMENTS

D. 227,926 7/1973 Kohler .  
D. 247,742 4/1978 Davidson ..... D10/39  
D. 361,281 8/1995 Roth ..... D10/32  
D. 392,902 3/1998 Mouawad ..... D10/30

**1 Claim, 2 Drawing Sheets**








Figure 2




Figure 4




Figure 1




Figure 5

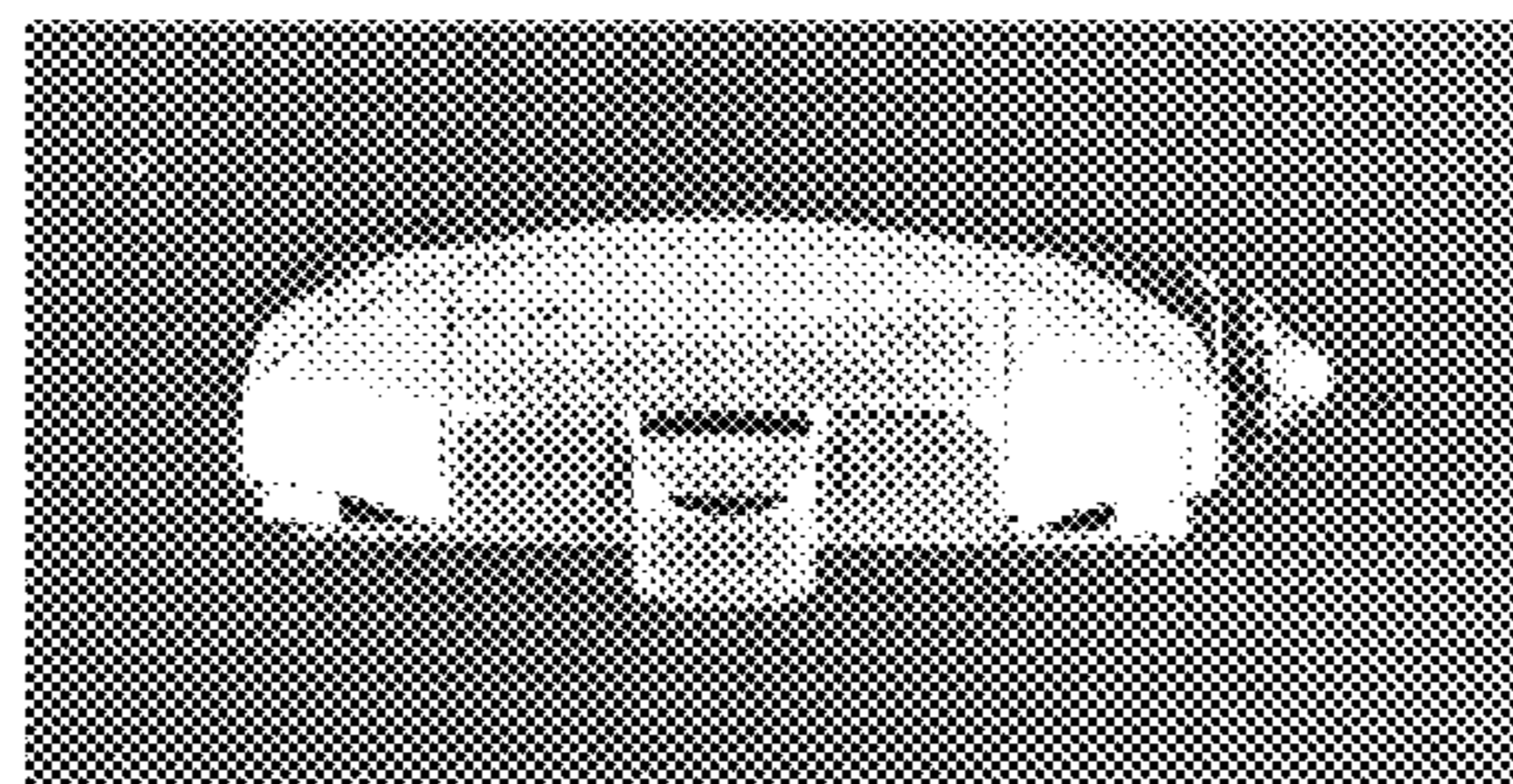


Figure 3






Figure 6




Figure 7