



US00D410562S

# United States Patent [19]

Hsu

[11] **Patent Number: Des. 410,562**

[45] **Date of Patent: \*\* Jun. 1, 1999**

[54] **FRAME FOR A LAMP SHADE**

D. 258,919 4/1981 Kristofek ..... D26/142

[75] Inventor: **Keen Hsu**, Taichung, Taiwan

### OTHER PUBLICATIONS

[73] Assignee: **Bright Yin Huey Co., Ltd.**, Taichung, Taiwan

Crescent Brass Mfg. Co. Lighting fixture and lamp parts catalog, p. 34, square #3669 and square #3673, Jul. 1959.

[\*\*] Term: **14 Years**

*Primary Examiner*—Susan J. Lucas

*Attorney, Agent, or Firm*—Rosenberg, Klein & Bilker

[21] Appl. No.: **29/093,055**

### [57] CLAIM

[22] Filed: **Sep. 2, 1998**

The ornamental design for a frame for a lamp shade, as shown and described.

[51] **LOC (6) Cl.** ..... **26-99**

### DESCRIPTION

[52] **U.S. Cl.** ..... **D26/142**

[58] **Field of Search** ..... D26/72, 80-92, D26/128-137, 142, 141, 152; 362/147, 404-405; D6/300, 306; D8/351

FIG. 1 is a perspective view of frame for a lamp shade showing my new design;

FIG. 2 is a front elevation view thereof, the rear, the left and the right side elevation view thereof being identical in appearance;

FIG. 3 is a top plan view thereof; and,

FIG. 4 is a bottom plan view thereof.


### [56] References Cited

#### U.S. PATENT DOCUMENTS

D. 69,123 12/1925 Frerichs ..... D26/142

D. 116,490 9/1939 Dedouch ..... D6/306

**1 Claim, 3 Drawing Sheets**






FIG. 1





FIG. 2




FIG. 3




FIG. 4