



US00D410552S

United States Patent [19] Gabriele

[11] **Patent Number: Des. 410,552**
[45] **Date of Patent: ** Jun. 1, 1999**

[54] **SHUTTER FRAME MEMBER**

[75] Inventor: **Angelo Gabriele**, Woodbridge, Canada

[73] Assignee: **Vinylbilt Shutter Systems Inc.**,
Concord, Canada

[**] Term: **14 Years**

[21] Appl. No.: **29/084,623**

[22] Filed: **Mar. 6, 1998**

[30] **Foreign Application Priority Data**

Feb. 23, 1998 [CA] Canada 1998-0393

[51] **LOC (6) Cl.** **25-01**

[52] **U.S. Cl.** **D25/122**

[58] **Field of Search** D25/122, 49, 60;
52/473, 656.7; 160/104, 371

[56] **References Cited**

U.S. PATENT DOCUMENTS

D. 336,345 6/1993 Fasth et al. D25/122
3,983,674 10/1976 Yamamoto et al. 52/656.7
3,991,533 11/1976 Nagase 52/473

Primary Examiner—Doris Clark

[57] **CLAIM**

The ornamental design for a shutter frame member, as shown and described.

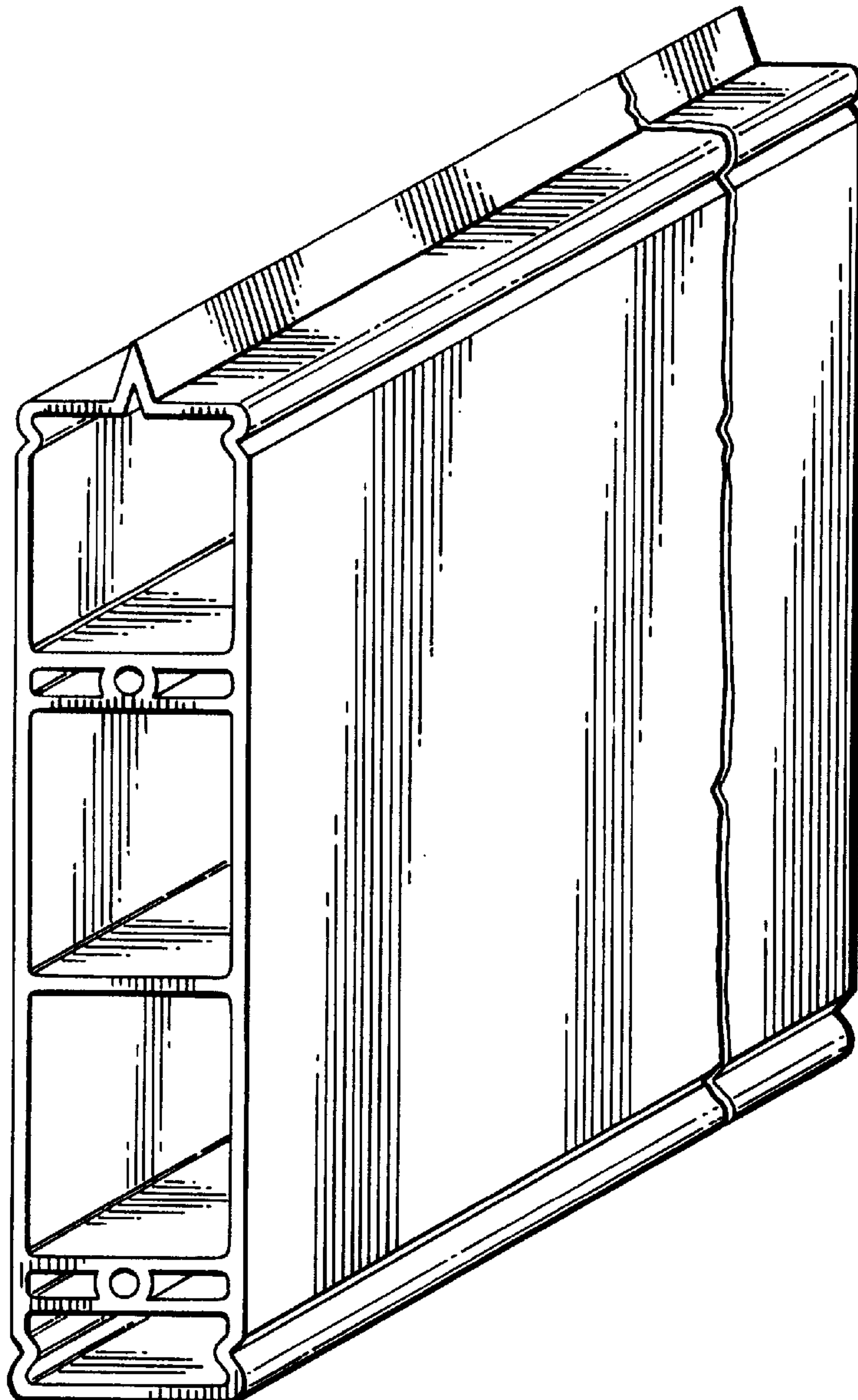
DESCRIPTION

FIG. 1 is a front perspective view of the shutter frame member; and,

FIG. 2 is an end view of the shutter frame member.

The shutter frame member of FIG. 1 is broken away to indicate indefinite length.

1 Claim, 1 Drawing Sheet



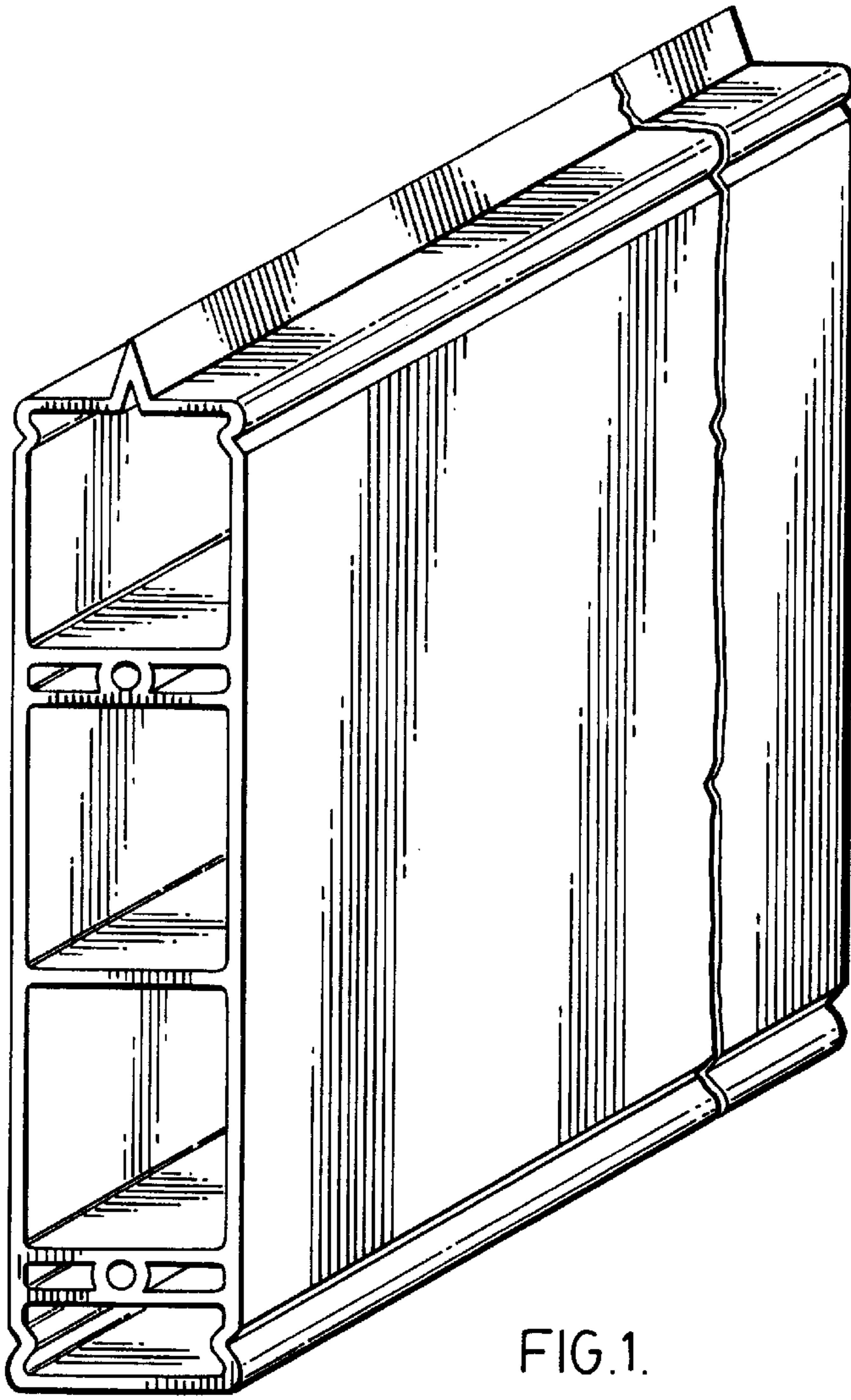


FIG. 1.




FIG. 2.