



US00D410539S

United States Patent [19]
Gutmann

[11] **Patent Number: Des. 410,539**
[45] **Date of Patent: ** Jun. 1, 1999**

[54] **AIR CLEANER**

D. 328,946 8/1992 Havrilla D23/365
5,141,539 8/1992 Hiouani 55/385.1

[76] Inventor: **Rudolf Gutmann**, Kanalstrasse 14,
D-75417 Mühlacker, Germany

[**] Term: **14 Years**

Primary Examiner—Holly Baynham
Attorney, Agent, or Firm—Dvorak & Orum

[21] Appl. No.: **29/090,802**

[57] **CLAIM**

[22] Filed: **Jul. 16, 1998**

The ornamental design for an air cleaner, as shown and described.

Related U.S. Application Data

DESCRIPTION

[62] Division of application No. 29/046,559, Oct. 2, 1995, Pat. No. Des. 398,044.

FIG. 1 is a perspective view;

[30] **Foreign Application Priority Data**

FIG. 2 is a front elevational view;

Apr. 1, 1995 [DE] Germany 9502791

FIG. 3 is a rear elevational view;

[51] **LOC (6) Cl.** **23-04**

FIG. 4 is a side elevational view with the opposite side being a mirror image;

[52] **U.S. Cl.** **D23/364**

[58] **Field of Search** D23/364, 365;
D6/495; D27/101; 55/385.4

FIG. 5 is a top plan view; and,


FIG. 6 is a bottom plan view.

[56] **References Cited**

U.S. PATENT DOCUMENTS

D. 193,753 10/1962 Watts et al. D27/101

1 Claim, 1 Drawing Sheet






FIG. 1




FIG. 2

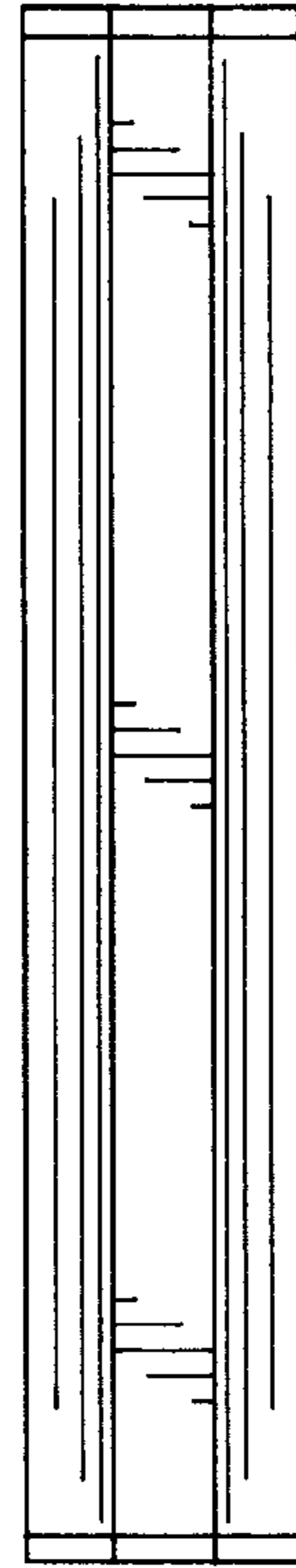


FIG. 3



FIG. 4

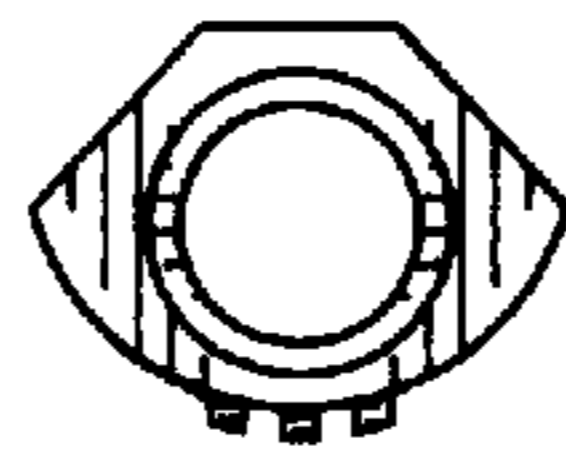


FIG. 5

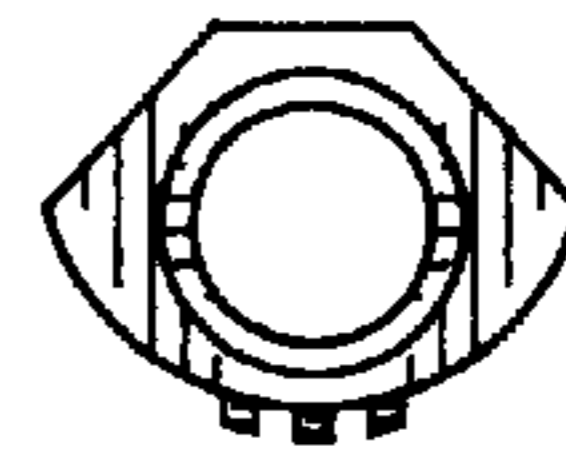


FIG. 6