



US00D410533S

United States Patent [19] Barlow

[11] **Patent Number: Des. 410,533**
[45] **Date of Patent: ** Jun. 1, 1999**

[54] **ENLARGED TOILET SEAT**
[76] Inventor: **John R Barlow**, 255 Brent Rd., Grove City, Pa. 16127
[**] Term: **14 Years**
[21] Appl. No.: **29/076,162**
[22] Filed: **Aug. 29, 1997**
[51] **LOC (6) Cl. 23-02**
[52] **U.S. Cl. D23/311**
[58] **Field of Search D23/309, 311, D23/312; 4/217, 234, 236, 242.1, 252.1, 253, 560.1, 562.1, 563.1, 571.1, 572.1, 573.1, 237**

2,389,165 11/1945 Riedele 4/217
5,713,084 2/1998 Greco 4/246.1
5,742,949 4/1998 Goldi et al. 4/246.2

Primary Examiner—Louis S. Zarfes
Assistant Examiner—Eric Watterson

[57] CLAIM

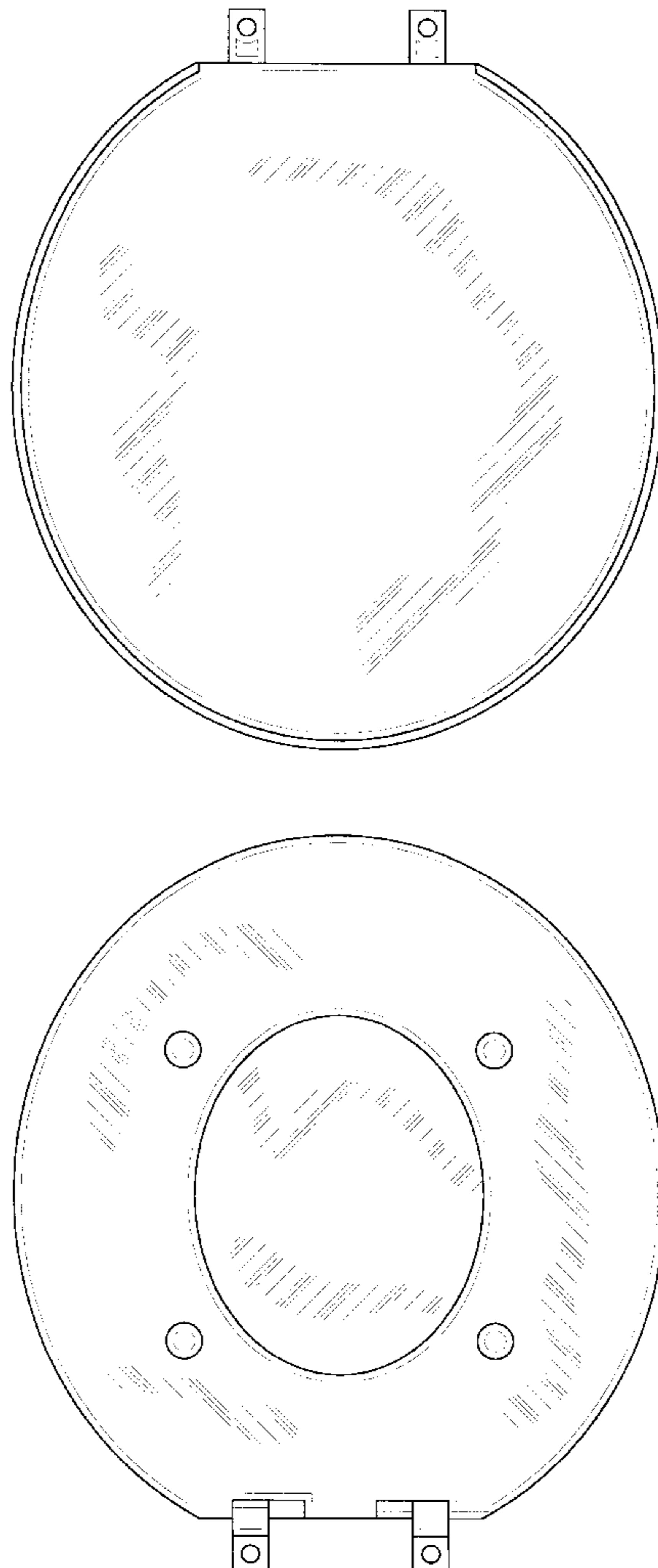
The ornamental design for a enlarged toilet seat, as shown.

DESCRIPTION

FIG. 1 is a front elevational view of the enlarged toilet seat of the present invention;
FIG. 2 is a back elevational view of the enlarged toilet seat of FIG. 1;
FIG. 3 is a left side elevational view of the enlarged toilet seat of FIG. 1;
FIG. 4 is a right side elevational view of the enlarged toilet seat of FIG. 1;
FIG. 5 is a top plan view of the enlarged toilet seat of FIG. 1; and,
FIG. 6 is a bottom plan view of the enlarged toilet seat of FIG. 1.

[56] **References Cited**
U.S. PATENT DOCUMENTS
D. 22,449 5/1893 Hammann et al. D23/311
D. 198,491 6/1964 Macowski et al. D23/311
D. 355,713 2/1995 Kelly D23/311
D. 360,257 7/1995 Hirschfield D23/311
D. 375,545 11/1996 Brown D23/311
1,689,386 10/1928 Hawkins 4/237

1 Claim, 3 Drawing Sheets






Fig. 1




Fig. 2




Fig. 3




Fig. 4

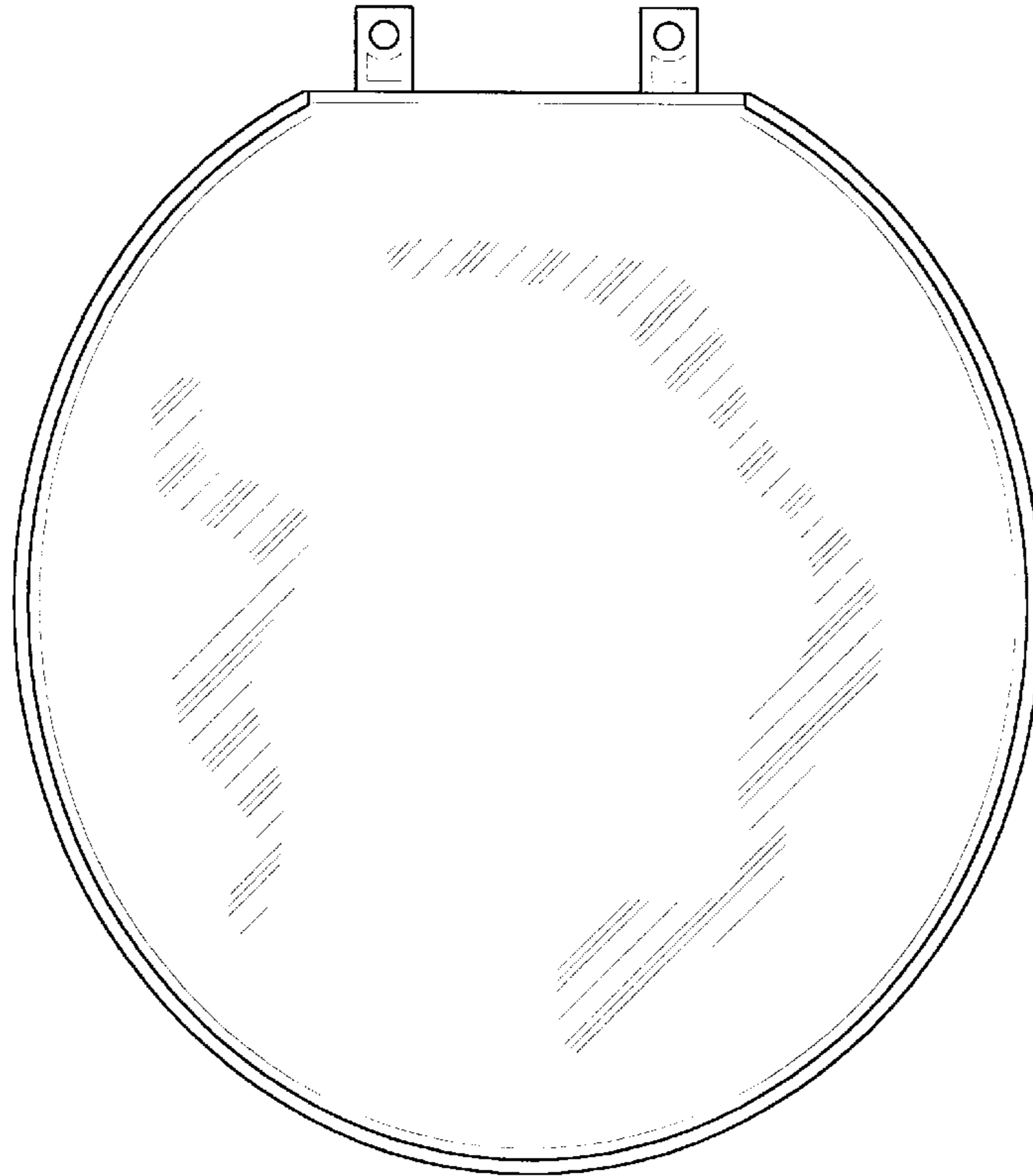


Fig. 5

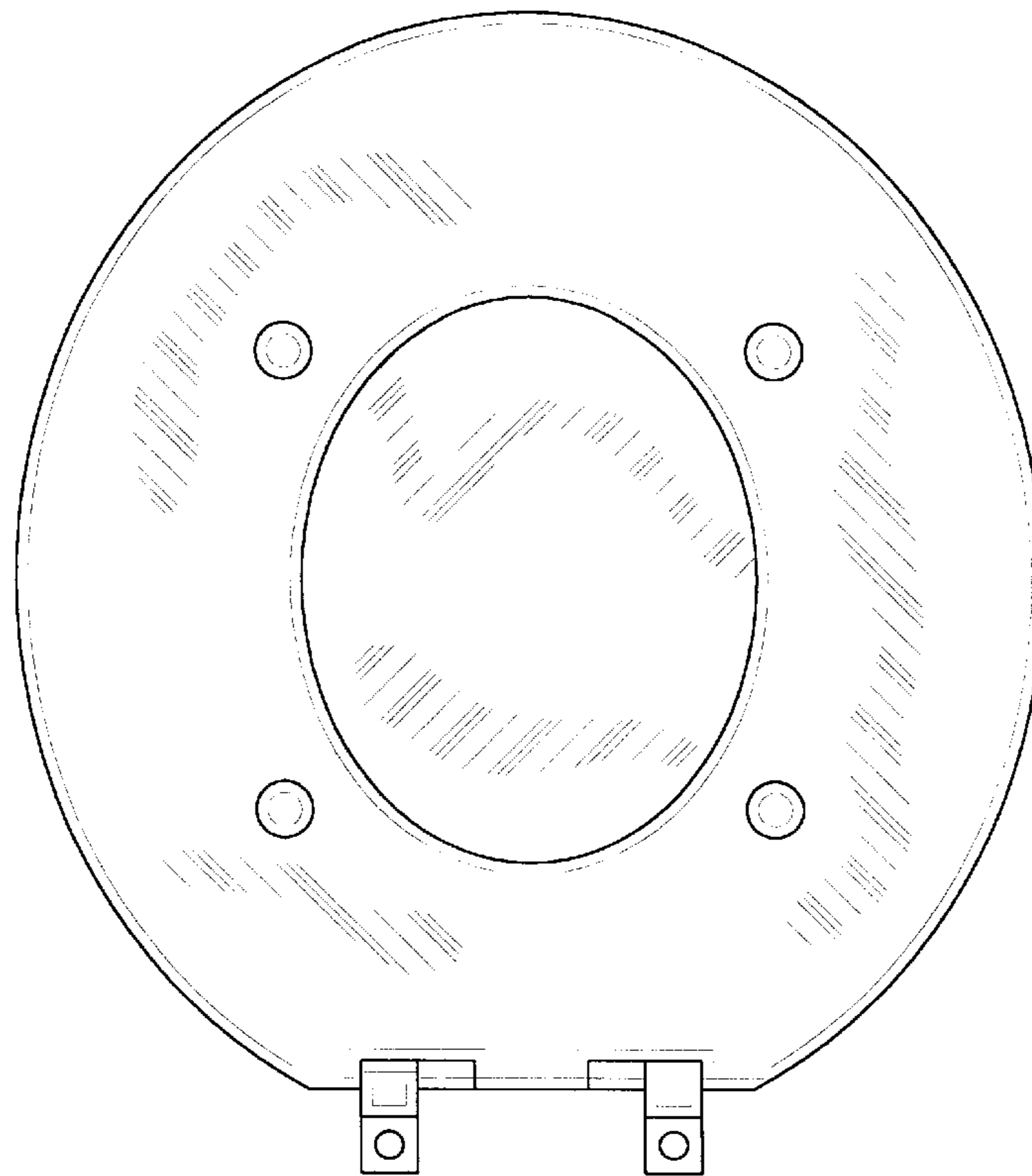


Fig. 6