



US00D410518S

# United States Patent [19]

Didier et al.

[11] Patent Number: Des. 410,518

[45] Date of Patent: \*\* Jun. 1, 1999

[54] GOLF CLUB INDICATOR DEVICE

3,830,191	8/1974	Burke	.....	116/114.5
4,356,790	11/1982	Gee	.....	116/216
5,803,365	9/1998	Ruttenberg	.....	239/204

[75] Inventors: Paul Didier; Thomas K. Sliwa, Jr.; David Potter, all of Chicago, Ill.

Primary Examiner—Mitchell I Siegel  
Attorney, Agent, or Firm—Leydig, Voit & Mayer, Ltd.

[73] Assignee: Vantage Point Incorporated, Chicago, Ill.

[57] CLAIM

[\*\*] Term: 14 Years

The ornamental design for a golf club indicator device, as shown and described.

[21] Appl. No.: 29/091,808

DESCRIPTION

[22] Filed: Aug. 6, 1998

[51] LOC (6) Cl. .... 21-02

[52] U.S. Cl. .... D21/789

[58] Field of Search ..... D21/789, 796;  
473/282, 407; D20/41; D10/49-51, 114,  
109; 116/114.5, 216; 239/204

FIG. 1 is a rear perspective view of a golf club indicator device showing our new design with the signal flag extended;

FIG. 2 is a rear perspective view similar to FIG. 1 with the signal flag retracted;

FIG. 3 is a top plan view of FIG. 1;

FIG. 4 is a bottom plan view of FIG. 1;

FIG. 5 is a front elevation view of FIG. 1;

FIG. 6 is a rear elevation view thereof;

FIG. 7 is a right side elevation view thereof; and,

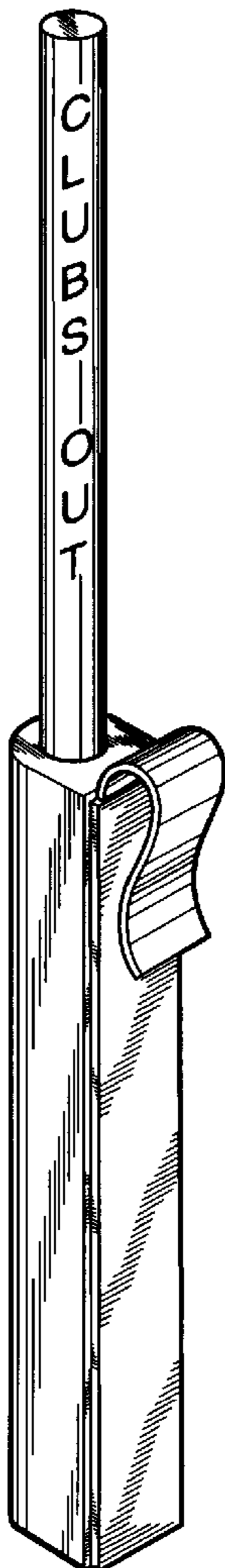
FIG. 8 is a left side elevation view thereof.

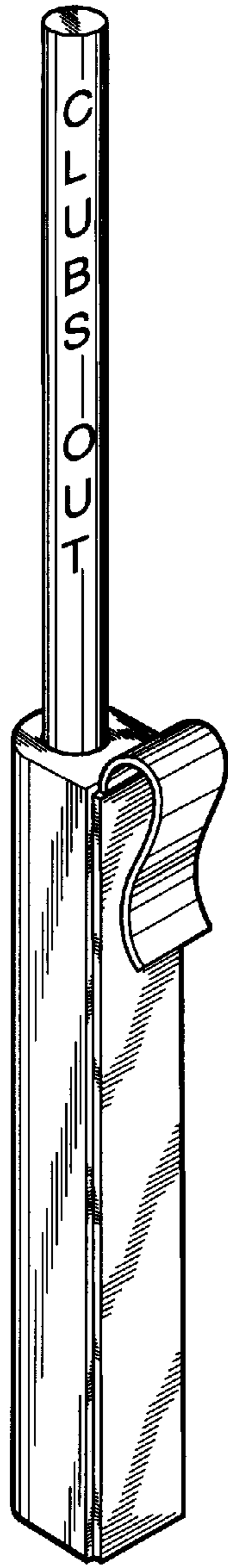
[56] References Cited

U.S. PATENT DOCUMENTS

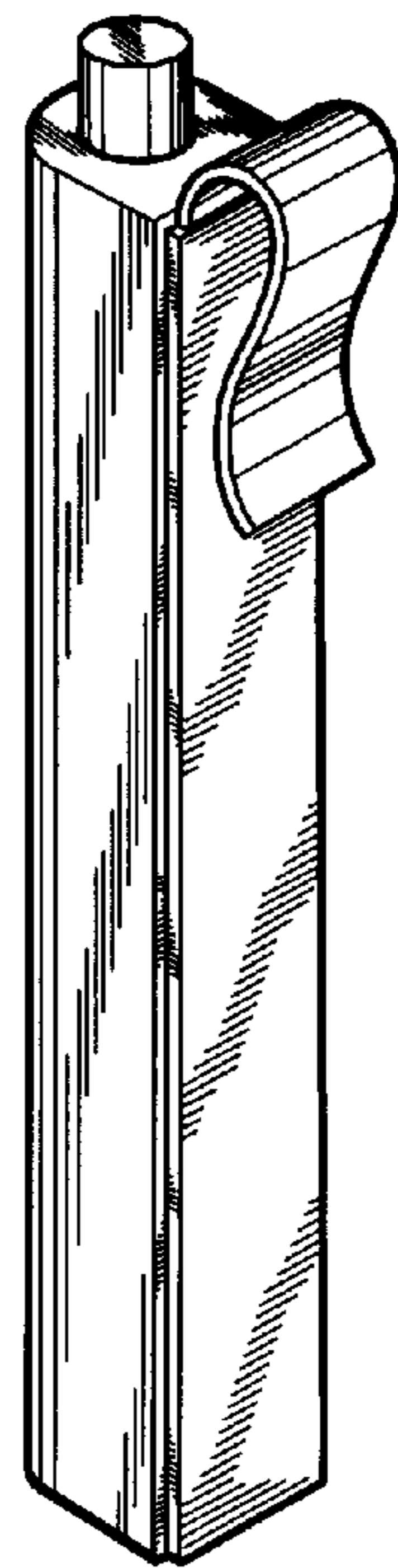
D. 304,311	10/1989	Radke	.....	D10/109
D. 351,444	10/1994	Hunter	.....	D21/796
D. 371,413	7/1996	Crausby et al.	.....	D21/789
3,693,579	9/1972	Kliwer	.....	116/114.5

1 Claim, 2 Drawing Sheets

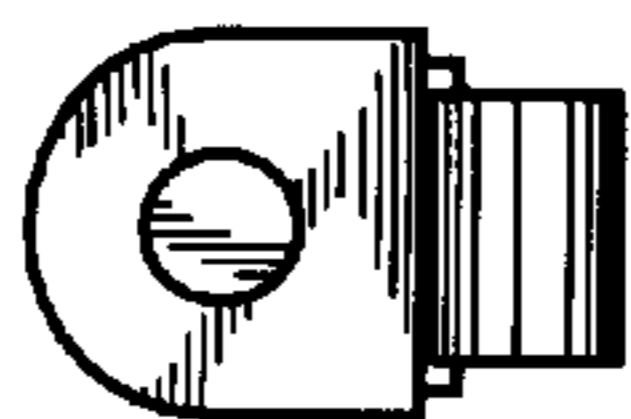




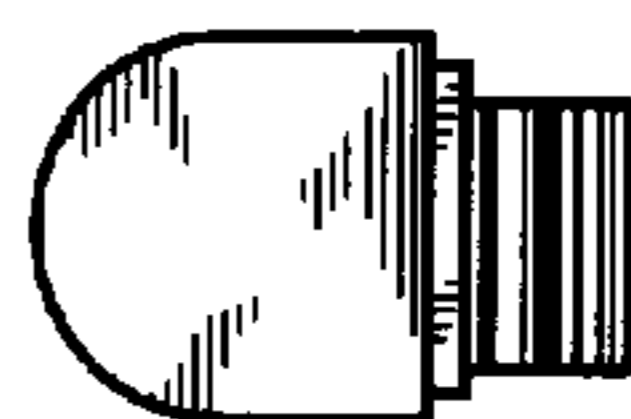
**FIG. 1**



**FIG. 2**



**FIG. 3**



**FIG. 4**

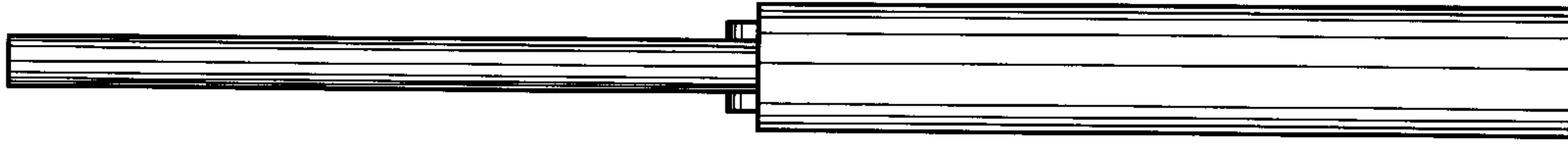


FIG. 5

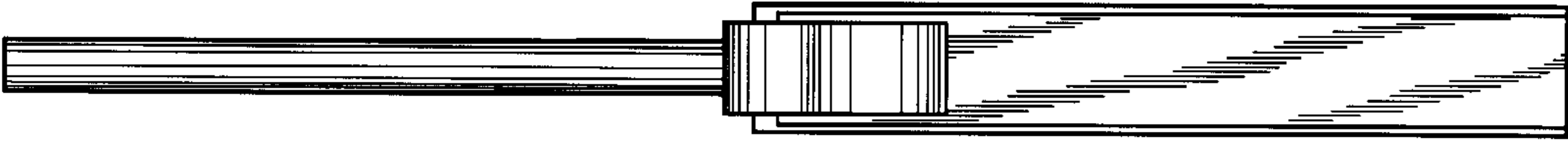


FIG. 6

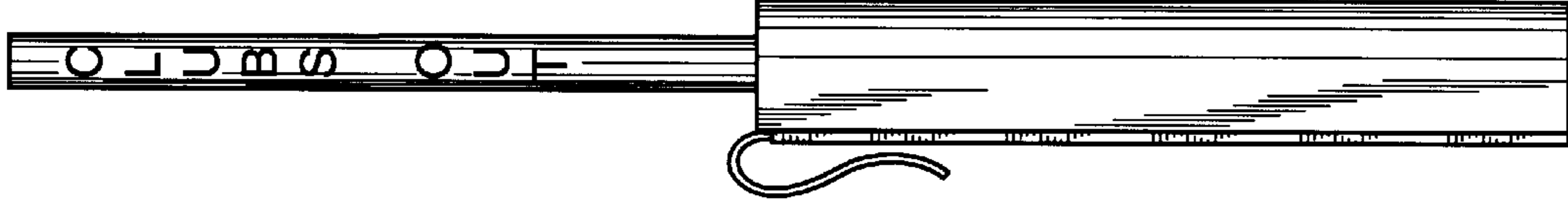


FIG. 7

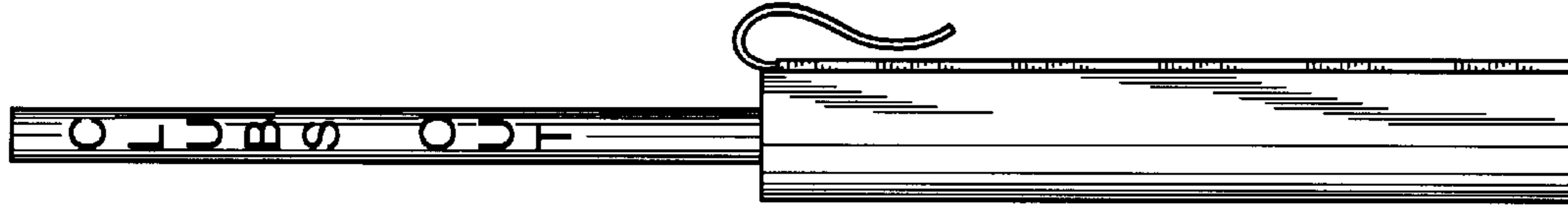


FIG. 8