



US00D410514S

United States Patent [19]

Takahashi et al.

[11] Patent Number: **Des. 410,514**

[45] Date of Patent: **** Jun. 1, 1999**

[54] **GOLF CLUB HEAD**

5,048,834 9/1991 Gorman 473/350
5,048,835 9/1991 Gorman 473/350

[75] Inventors: **Kunihiko Takahashi**, Musashino;
Yutaka Oku; **Kenichi Shinoda**, both of
Higashikurume, all of Japan

Primary Examiner—Mitchell I. Siegel
Attorney, Agent, or Firm—Longacre & White

[73] Assignee: **Daiwa Seiko, Inc.**, Tokyo, Japan

[57] **CLAIM**

[**] Term: **14 Years**

The ornamental design for a golf club head, as shown and described.

[21] Appl. No.: **29/085,774**

DESCRIPTION

[22] Filed: **Mar. 30, 1998**

FIG. 1 is a perspective view depicting the top front and left sides of the golf club head according to the present invention.

[30] **Foreign Application Priority Data**

Sep. 30, 1997 [JP] Japan 9-69661

FIG. 2 is a perspective view depicting the top front and right sides of the golf club head as shown in FIG. 1.

[51] **LOC (6) Cl.** **21-02**

[52] **U.S. Cl.** **D21/747**

FIG. 3 is a front view of the golf club head as shown in FIG. 1.

[58] **Field of Search** D21/747-752;
473/324, 327-330, 350

FIG. 4 is a rear view of the golf club head as shown in FIG. 1.

[56] **References Cited**

U.S. PATENT DOCUMENTS

D. 268,856 5/1983 Fisher D21/749
D. 327,520 6/1992 Antonious D21/749
D. 328,483 8/1992 Antonious D21/748
D. 328,628 8/1992 Antonious D21/748
D. 329,676 9/1992 Antonious D21/748
D. 329,904 9/1992 Gorman D21/749
D. 371,182 6/1996 Stites D21/749

FIG. 5 is a top plan view of the golf club head as shown in FIG. 1.

FIG. 6 is a bottom view of the golf club head as shown in FIG. 1.

FIG. 7 is a right side view of the golf club head as shown in FIG. 1; and,

FIG. 8 is a left side view of the golf club head as shown in FIG. 1.

1 Claim, 4 Drawing Sheets



FIG. 1




FIG. 2




FIG. 3



FIG. 4



FIG. 5




FIG. 6




FIG. 7




FIG. 8

