



US00D410512S

United States Patent [19]
Sullivan

[11] **Patent Number: Des. 410,512**
[45] **Date of Patent: ** Jun. 1, 1999**

[54] **GOLF BALL WITH DOUBLE STRIPE PATTERN**

[75] Inventor: **Michael J. Sullivan**, Chicopee, Mass.

[73] Assignee: **Lisco, Inc.**

[**] Term: **14 Years**

[21] Appl. No.: **29/085,668**

[22] Filed: **Mar. 27, 1998**

[51] **LOC (6) Cl.** **21-02**

[52] **U.S. Cl.** **D21/709**

[58] **Field of Search** **D21/707-709,**
D21/713; 473/200, 280, 378-384

[56] **References Cited**

U.S. PATENT DOCUMENTS

- D. 393,672 4/1998 Clay D21/713
- 676,506 6/1901 Knight et al. D21/708 X
- 1,482,232 1/1924 Hazeltine .

- 1,795,732 3/1931 Miller .
- 2,050,402 3/1936 Walsh .
- 2,861,810 11/1958 Veatch .
- 3,325,168 6/1967 Fyanes 473/280 X
- 3,630,601 12/1971 Lehovec 473/200 X
- 5,067,719 11/1991 Mook 473/200
- 5,427,378 6/1995 Murphy .
- 5,662,534 9/1997 Kroll et al. .

Primary Examiner—Ted Shooman
Assistant Examiner—Richelle Shelton

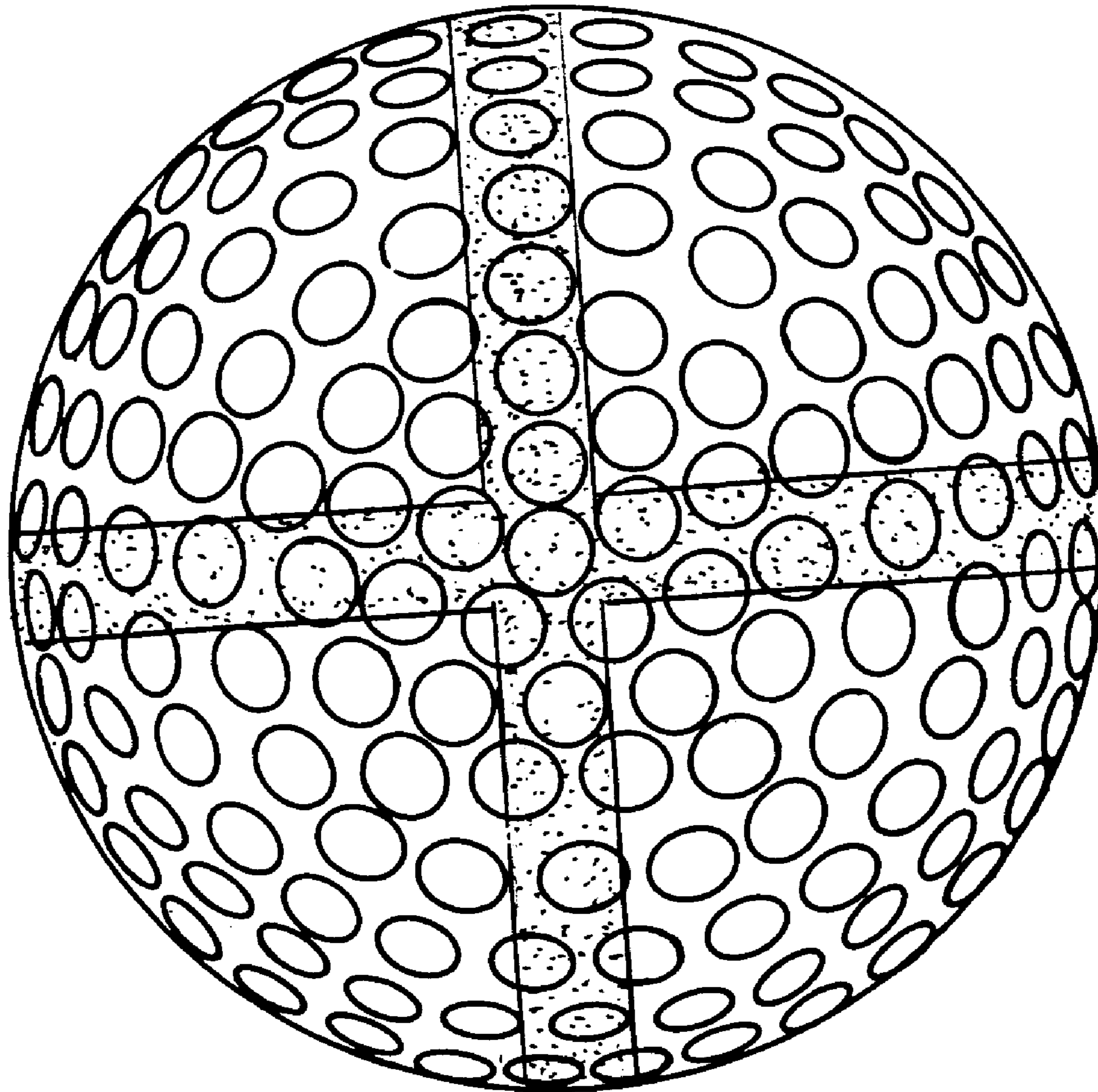
[57] **CLAIM**

The ornamental design for a golf ball with double stripe pattern, as shown.

DESCRIPTION

FIG. 1 is a view of a first side of a golf ball with double stripe pattern according to the present invention; and, FIG. 2 is a view of a second side, opposite from the first side thereof.

1 Claim, 1 Drawing Sheet



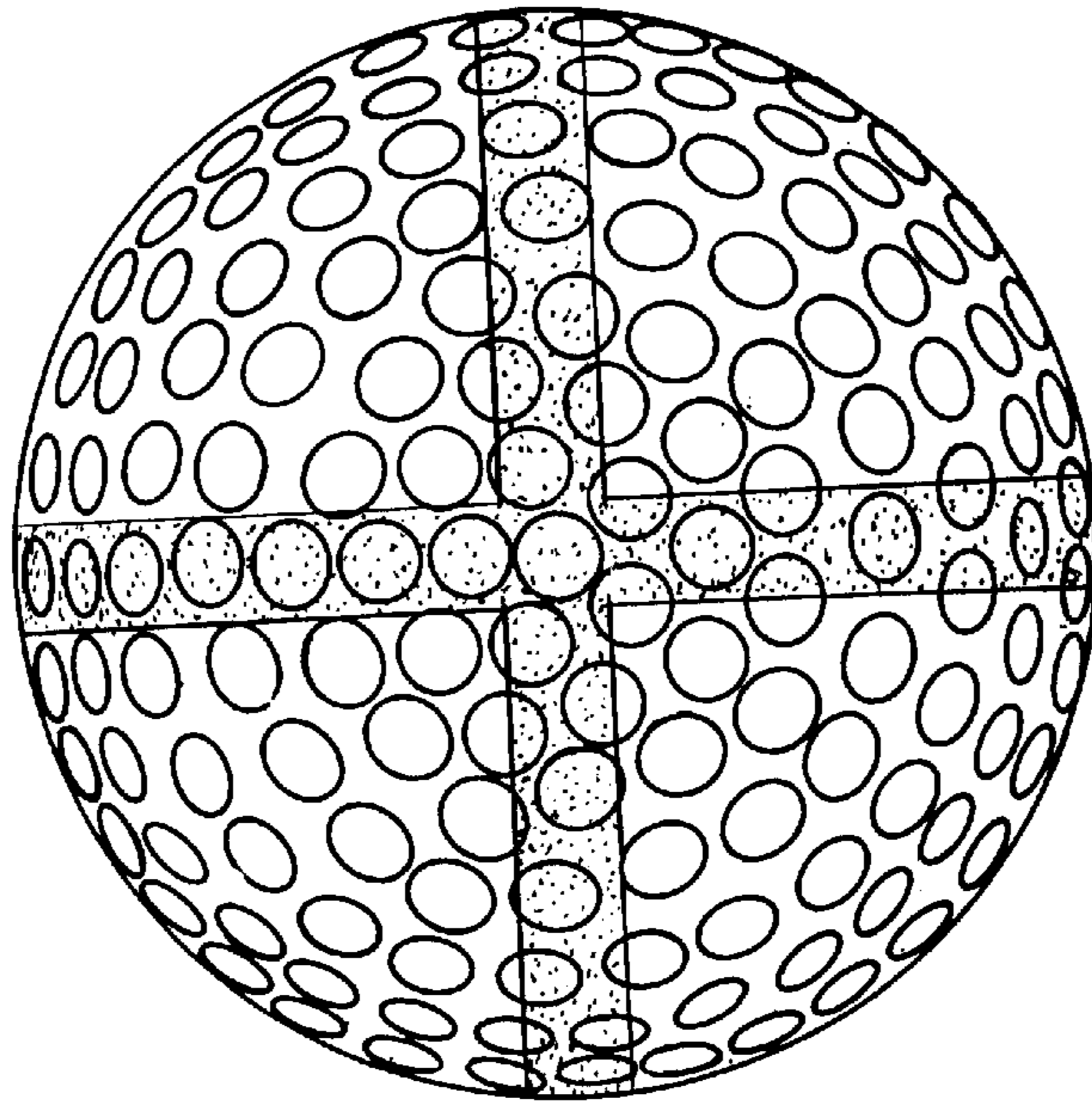


FIG. 2

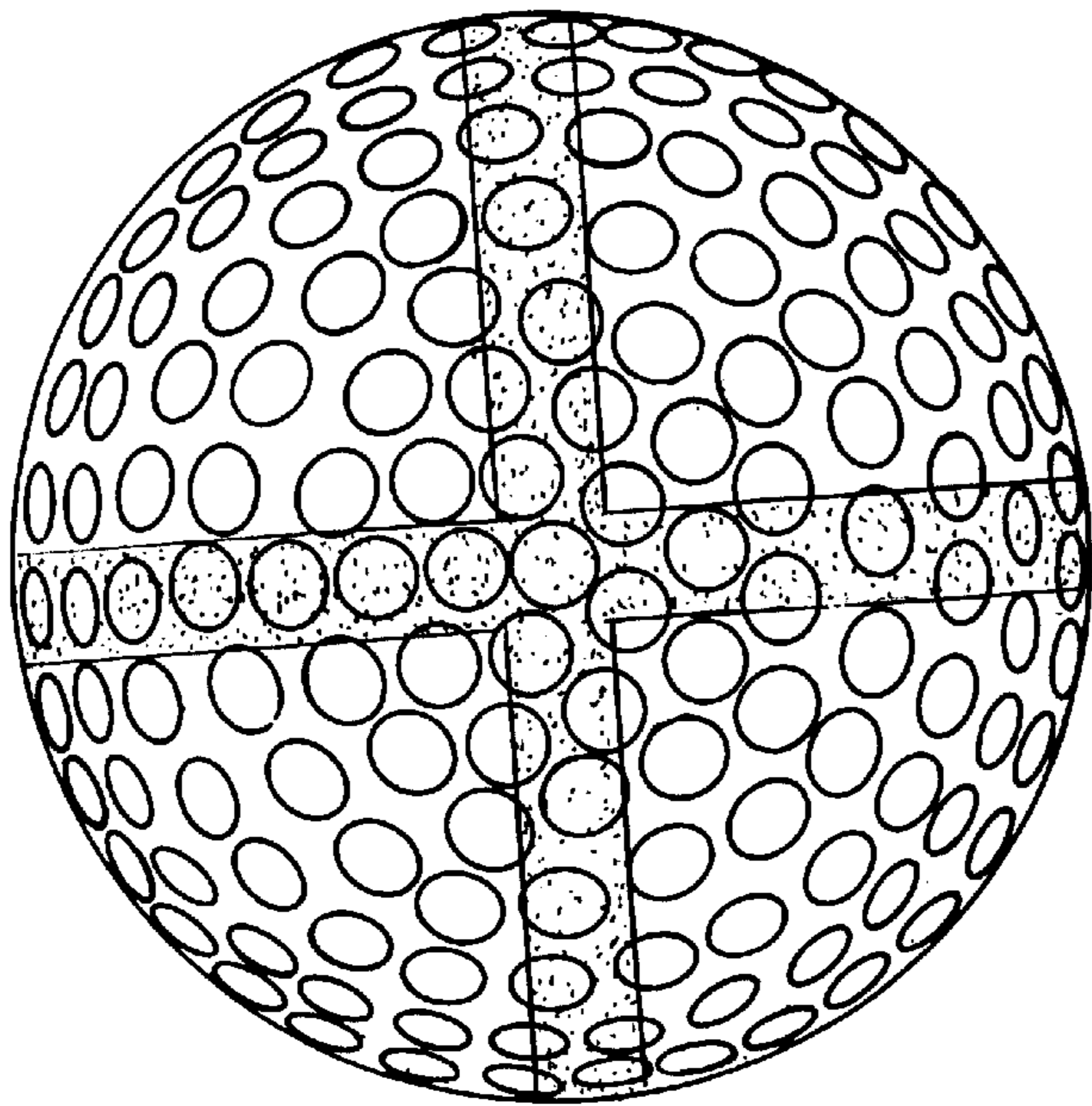


FIG. 1