



US00D410508S

United States Patent [19] Wong

[11] **Patent Number: Des. 410,508**
[45] **Date of Patent: ** Jun. 1, 1999**

[54] **TOY** D. 356,840 3/1995 Huang D21/667

[75] **Inventor: Hing-Sang Wong**, Kwun Tong, The Hong Kong Special Administrative Region of the People's Republic of China

[73] **Assignee: Takmay Industrial Co., Ltd.**, Kowloon, The Hong Kong Special Administrative Region of the People's Republic of China

[**] **Term: 14 Years**

[21] **Appl. No.: 29/085,881**

[22] **Filed: Mar. 31, 1998**

[30] Foreign Application Priority Data

Feb. 5, 1998 [HK] The Hong Kong Special Administrative Region of the People's Republic of China 9810167

[51] **LOC (6) Cl. 21-01**

[52] **U.S. Cl. D21/594**

[58] **Field of Search** D11/136, 160; D21/576-577, 585, 593-595, 621, 627, 631, 633, 635, 639, 643-649, 658, 665-670, 673-674, 676-678, 686-692, 694-697, 663; 446/27-28, 268, 308-309, 321, 326, 325, 330, 352, 369-374, 376-379, 395, 491; 482/51-54, 57-60, 62-64, 70, 72-73, 92-98, 100, 112, 114, 121-123

[56] References Cited

U.S. PATENT DOCUMENTS

D. 343,659 1/1994 Kiiski D21/667

OTHER PUBLICATIONS

K-Mart Pamphlet, p. 7—center, Mar. 9, 1998.
Hong Kong Toys, vol. 1, 1998, Part 1, p. 366 center, c. 1998.
Hong Kong Toys, vol. 1, 1998, Part 2, p. 990 center, c. 1998.
“Meritus 1995”, Meritus Industries, Inc., Feb. 23, 1995.
“Sindy”, p. 22, bottom, #44441 Keeping Fit, Nov. 1984.
Mattel Toys 1984, p. 4, center, #7025 Great Shape Barbie, Mar. 24, 1984.

Primary Examiner—Ted Shooman
Assistant Examiner—Carol Rademaker
Attorney, Agent, or Firm—Merchant, Gould, Smith, Edell, Welter & Schmidt

[57] CLAIM

The ornamental design for a toy, as shown and described.

DESCRIPTION

FIG. 1 is a front elevational view of a toy showing my new design;
FIG. 2 is a rear elevational view thereof;
FIG. 3 is a top elevational view thereof;
FIG. 4 is a bottom elevational view thereof;
FIG. 5 is a left side elevational view thereof;
FIG. 6 is a right side elevational view thereof; and,
FIG. 7 is a perspective view of a toy showing my new design.

1 Claim, 7 Drawing Sheets






FIG. 1




FIG. 2



FIG. 3




FIG. 4



FIG. 5



FIG. 6




FIG. 7