



US00D410506S

# United States Patent [19] Lam

[11] **Patent Number: Des. 410,506**  
[45] **Date of Patent: \*\* Jun. 1, 1999**

[54] **TOY VEHICLE**

[75] **Inventor: Oi Kin Sherley Pia Lam, Tuen Mun, The Hong Kong Special Administrative Region of the People's Republic of China**

[73] **Assignee: Kintoy Die-Casting Manufactory Limited, Tuen Mun, The Hong Kong Special Administrative Region of the People's Republic of China**

[\*\*] **Term: 14 Years**

[21] **Appl. No.: 29/076,221**

[22] **Filed: Aug. 26, 1997**

[51] **LOC (6) Cl. .... 21-01**

[52] **U.S. Cl. .... D21/552**

[58] **Field of Search .... D21/419-435, D21/533-541, 548-560; D12/82, 84; 446/465, 470; 280/87.01, 87.021, 828**

[56] **References Cited**

**U.S. PATENT DOCUMENTS**

D. 227,589 7/1973 Adicks ..... D21/434

D. 314,594 2/1991 Trossman ..... D21/552  
D. 338,925 8/1993 Van Huystee ..... D21/433  
D. 347,030 5/1994 Nolan ..... D21/434  
D. 364,893 12/1995 Willard et al. .... D21/552  
1,808,310 6/1931 Lundall ..... 280/87.01  
4,430,827 2/1984 Rice et al. .... 446/465

*Primary Examiner*—Raphael Barkai  
*Attorney, Agent, or Firm*—Salter & Michaelson


[57] **CLAIM**

The ornamental design for a toy vehicle, as shown and described.

**DESCRIPTION**

FIG. 1 is a right side elevational view of a toy vehicle showing my new design;  
FIG. 2 is a left side elevational view thereof;  
FIG. 3 is a top plan view thereof;  
FIG. 4 is a bottom plan view thereof;  
FIG. 5 is a front elevational view thereof; and,  
FIG. 6 is a rear elevational view thereof.

**1 Claim, 3 Drawing Sheets**






FIG. 1




FIG. 2

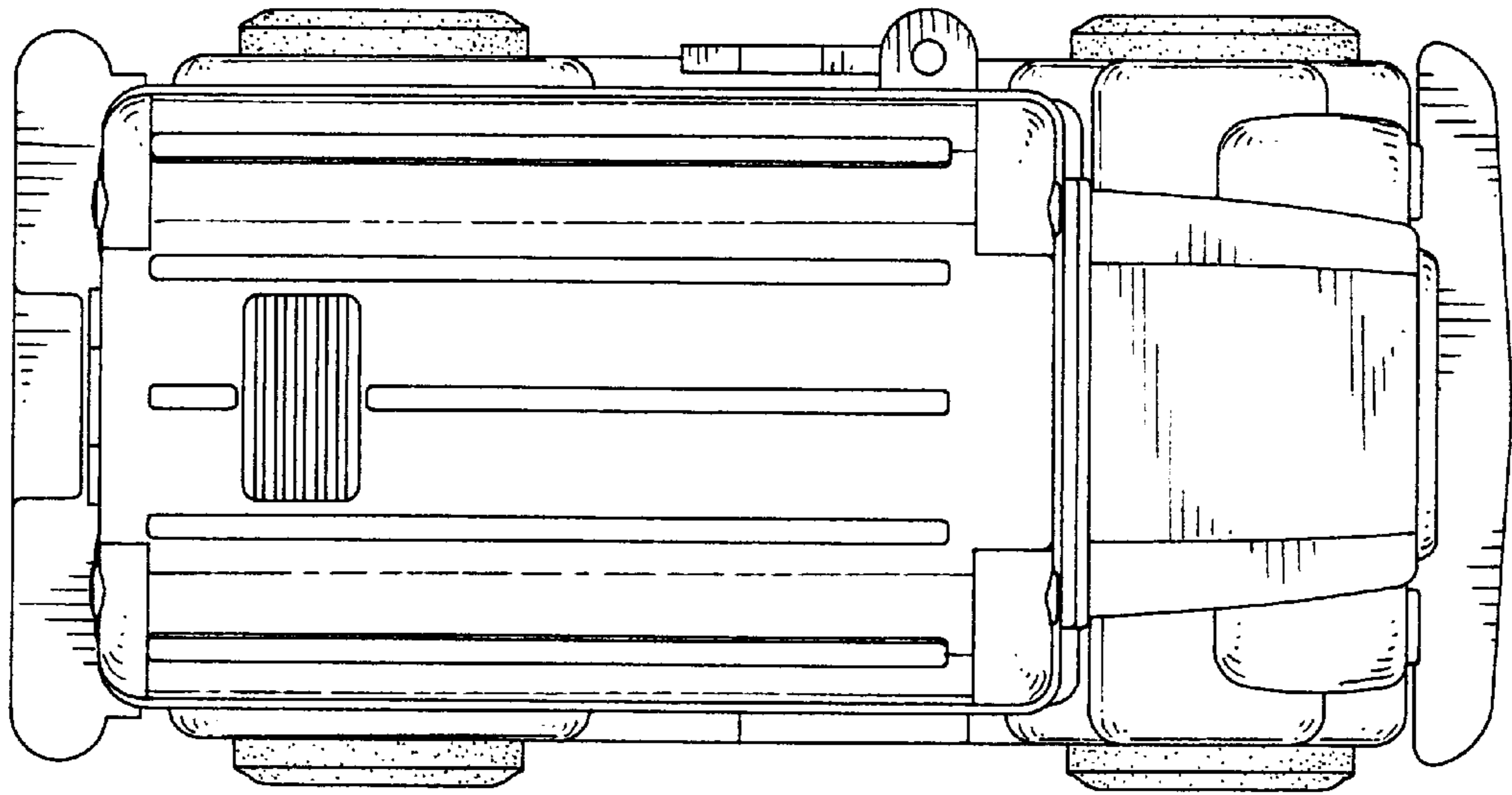


FIG. 3

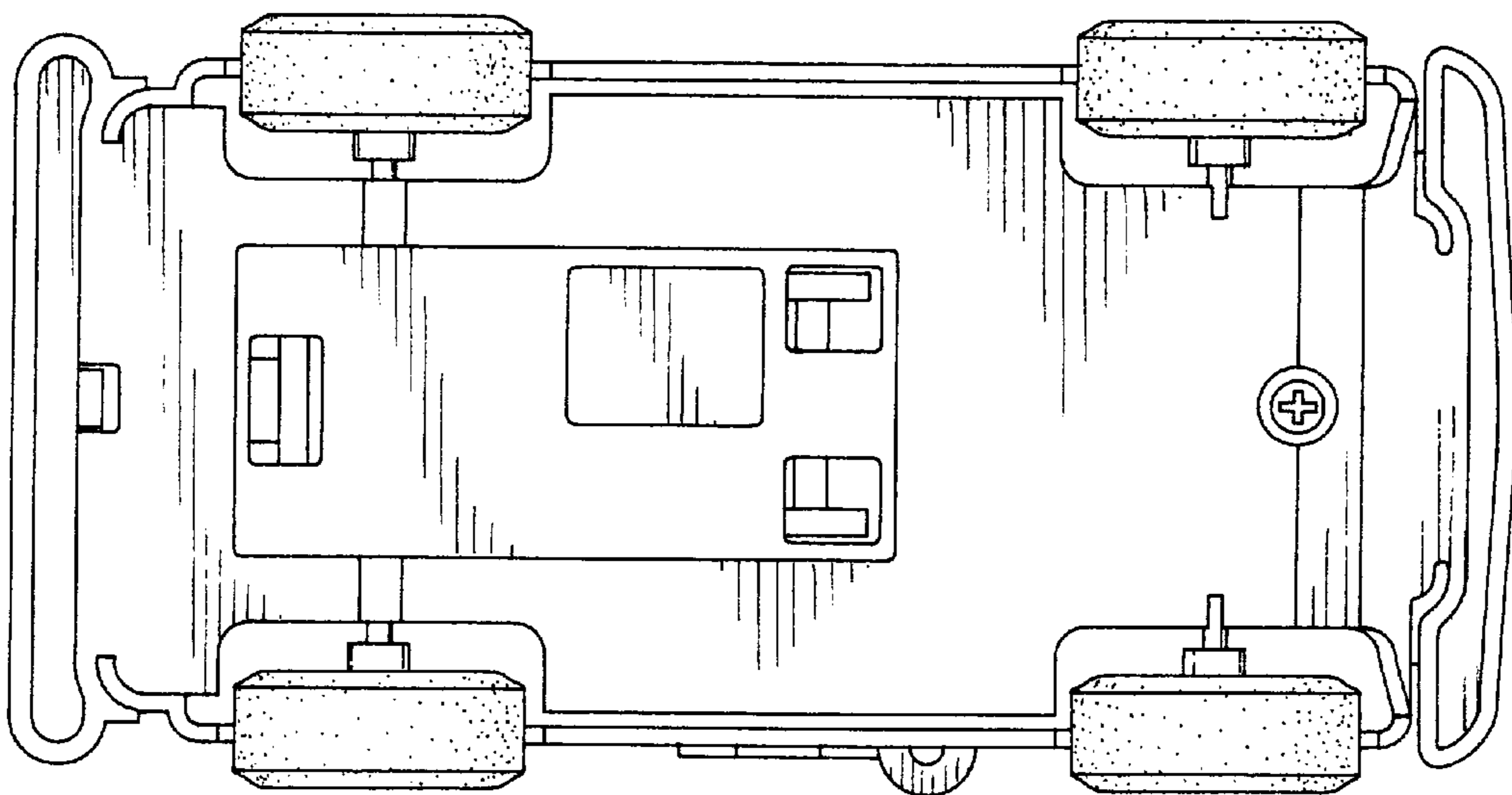


FIG. 4




FIG. 5

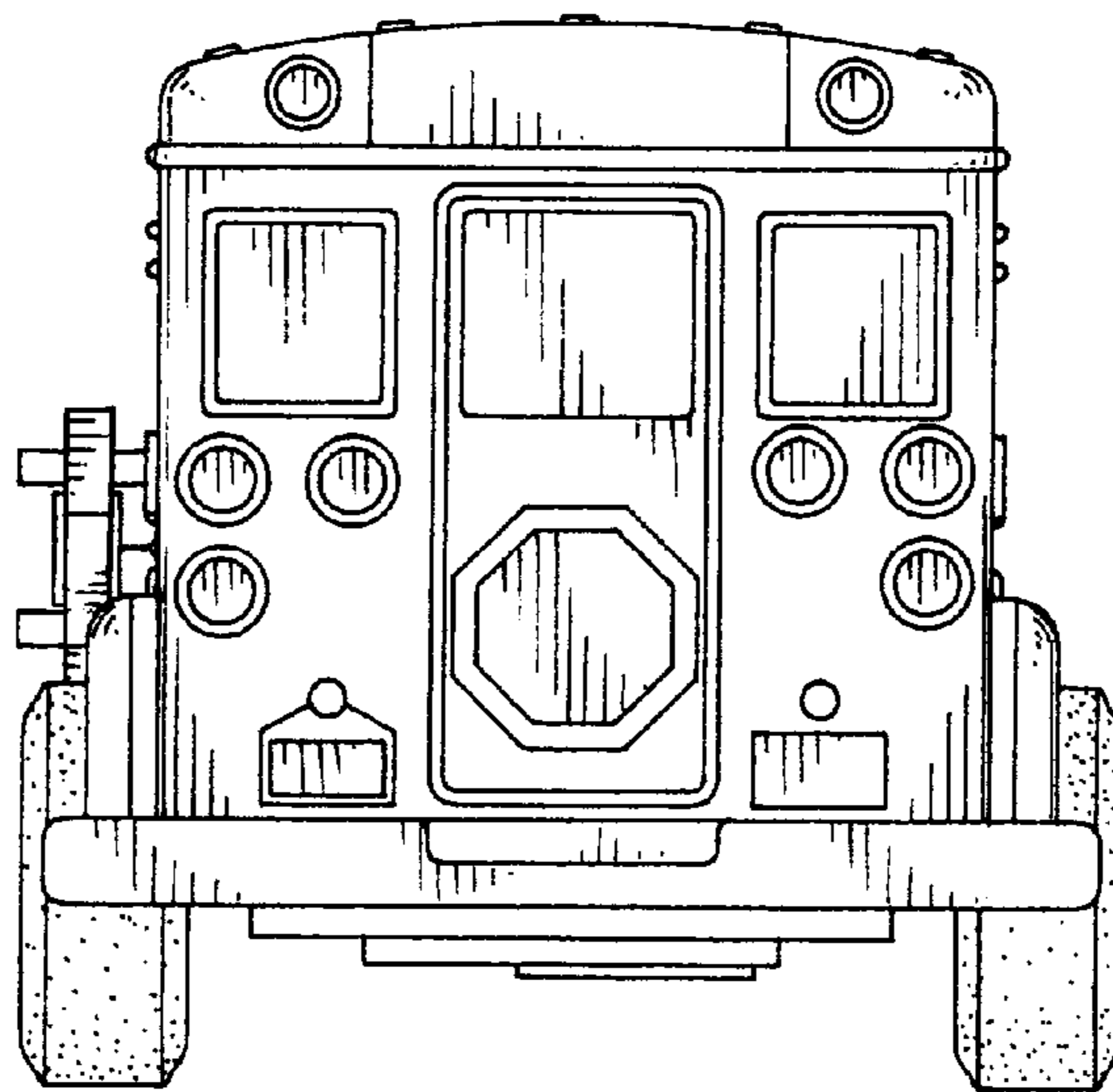


FIG. 6