



US00D410468S

United States Patent [19]
Kazama

[11] **Patent Number: Des. 410,468**
[45] **Date of Patent: ** Jun. 1, 1999**

[54] **REMOTE CONTROLLER**

[75] Inventor: **Shigeyuki Kazama**, Tokyo, Japan

[73] Assignee: **Sony Corporation**, Tokyo, Japan

[**] Term: **14 Years**

[21] Appl. No.: **29/060,038**

[22] Filed: **Sep. 20, 1996**

[30] **Foreign Application Priority Data**

Mar. 25, 1996 [JP] Japan 8-8104

[51] **LOC (6) Cl.** **14-03**

[52] **U.S. Cl.** **D14/218**

[58] **Field of Search** D14/217, 218,
D14/299; D13/168; 348/734; 455/151.1,
151.2, 151.3, 151.4, 152.1; 200/331; 294/905

[56] **References Cited**

U.S. PATENT DOCUMENTS

D. 325,581 4/1992 Schwartz D14/218
D. 354,059 1/1995 Hendricks D14/218
D. 354,959 1/1995 Madill et al. D14/218

D. 365,100 12/1995 Farinelli et al. D14/218
D. 368,263 3/1996 Hendricks D14/218
5,481,251 1/1996 Buys et al. 340/825.22

OTHER PUBLICATIONS

Catalog "Video Deck", 4 sheets, Sony (Jun. 1996).
Catalog "System Stereo", 4 sheets, Sony (Jun. 1996).

Primary Examiner—Ruth McInroy
Attorney, Agent, or Firm—Foley & Lardner

[57] **CLAIM**

The ornamental design for a remote controller, as shown and described.

DESCRIPTION

FIG. 1 is a perspective view of a remote controller showing my new design;
FIG. 2 is a front elevational view thereof;
FIG. 3 is a right side elevational view thereof, a left side elevational view thereof being a mirror image;
FIG. 4 is a rear elevational view thereof; and,
FIG. 5 is a bottom plan view thereof, a top plan view thereof being a mirror image.

1 Claim, 3 Drawing Sheets

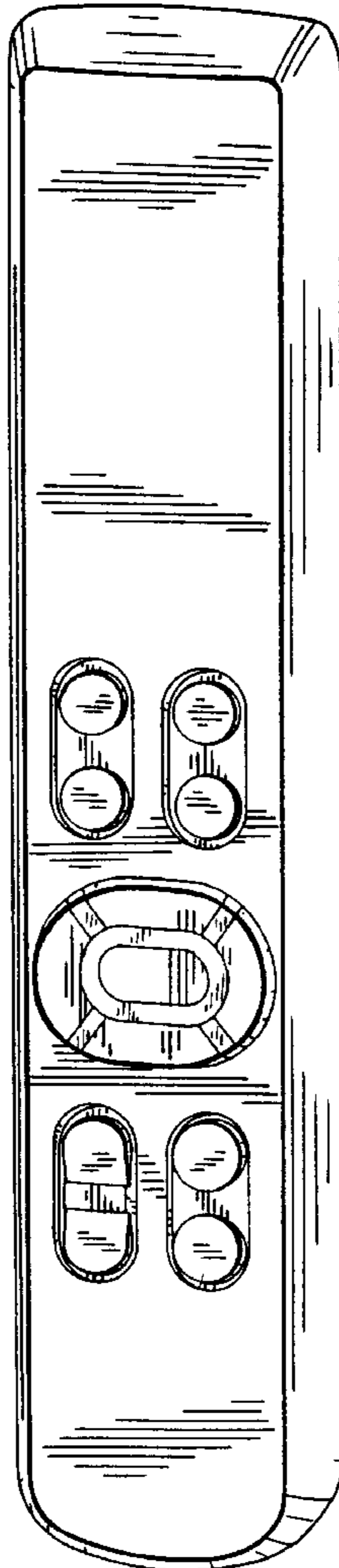


FIG. 1

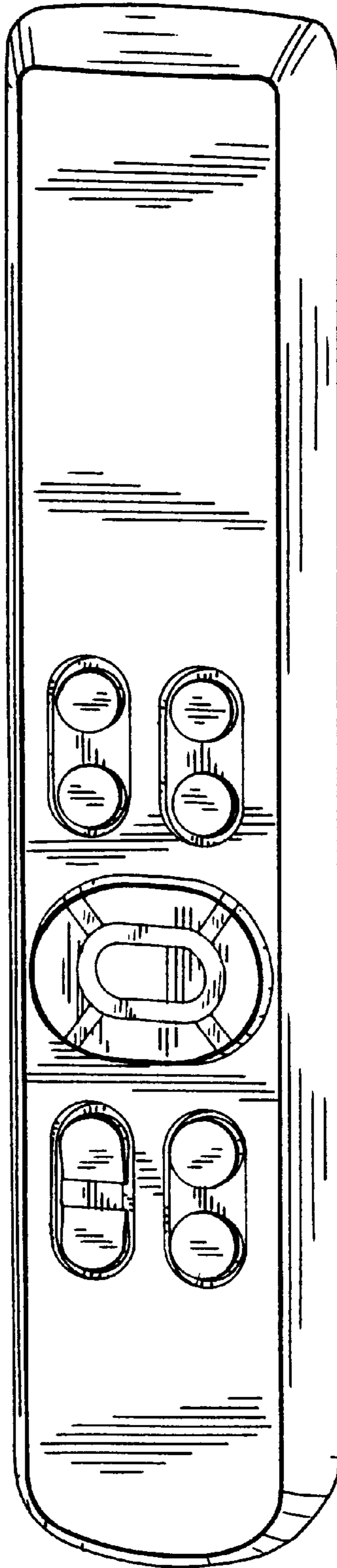


FIG. 2

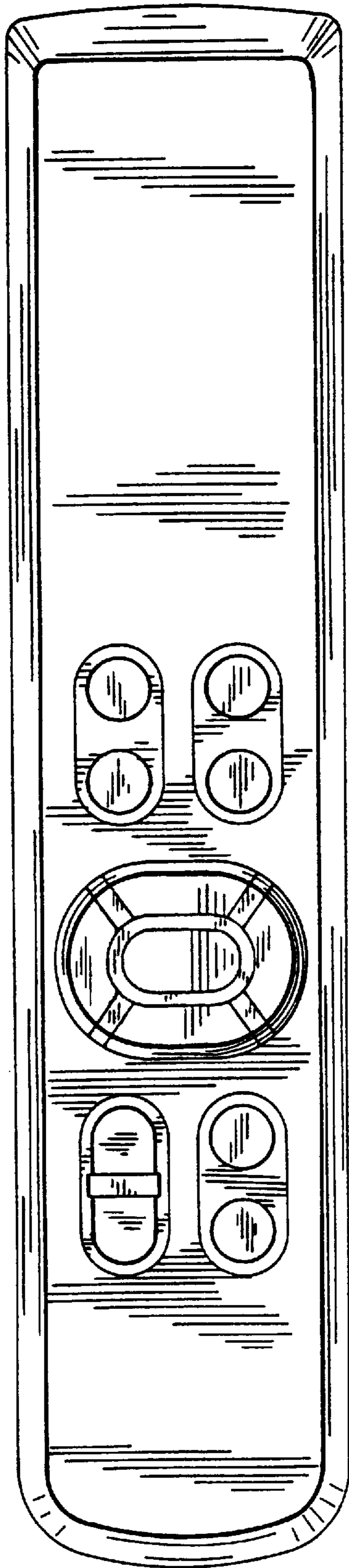


FIG. 3




FIG. 4




FIG. 5

