



US00D410462S

United States Patent [19]
Sakagami

[11] **Patent Number: Des. 410,462**

[45] **Date of Patent: ** Jun. 1, 1999**

[54] **COMPACT DISK PLAYER**

[75] Inventor: **Yuichi Sakagami**, Osaka, Japan

[73] Assignee: **Funai Electric Company Limited**,
Osaka, Japan

[**] Term: **14 Years**

[21] Appl. No.: **29/072,869**

[22] Filed: **May 2, 1997**

[30] **Foreign Application Priority Data**

Dec. 3, 1996 [JP] Japan 8-36775

[51] **LOC (6) Cl.** **14-01**

[52] **U.S. Cl.** **D14/156**

[58] **Field of Search** D14/135, 136,
D14/156, 157, 160, 257, 258; 369/75.1,
75.2, 77.1, 77.2

[56] **References Cited**

U.S. PATENT DOCUMENTS

- D. 321,190 10/1991 Ito et al. D14/156
- D. 344,713 3/1994 Staley D14/135
- D. 345,561 3/1994 Ito et al. D14/162
- D. 360,883 8/1995 Ito et al. D14/164 X

OTHER PUBLICATIONS

2 Pioneer Catalogs—published prior to priority date of Dec. 6, 1996.

Primary Examiner—Ted Shooman
Assistant Examiner—Nanda Bondade
Attorney, Agent, or Firm—Sughrue, Mion, Zinn, Macpeak & Seas, PLLC

[57] **CLAIM**

The ornamental design for a compact disk player, as shown and described.

DESCRIPTION

FIG. 1 is a perspective view of the top, front and right side of a compact disk player showing my new design; FIG. 2 is a perspective view similar to FIG. 1 with the access door in the open position; FIG. 3 is a front elevational view of FIG. 1; FIG. 4 is a rear elevational view thereof; FIG. 5 is a right side view thereof; FIG. 6 is a left side view thereof; FIG. 7 is a top plan view thereof; and, FIG. 8 is a bottom plan view thereof. The undisclosed details of the insides of the compact disk player form no part of the claimed design.

1 Claim, 4 Drawing Sheets





FIG. 1



FIG. 2




FIG. 3




FIG. 4




FIG. 5




FIG. 6




FIG. 7




FIG. 8