



US00D410457S

**United States Patent** [19]  
**Eyler**

[11] **Patent Number: Des. 410,457**  
[45] **Date of Patent: \*\* Jun. 1, 1999**

[54] **CLEANING CARD FOR AN ELECTRONIC CARD READER**

[76] Inventor: **Stanley H. Eyler**, 960 Enchanted Way  
Bldg. 108, Simi Valley, Calif. 93065

[\*\*] Term: **14 Years**

[21] Appl. No.: **29/047,275**

[22] Filed: **Nov. 30, 1995**

[51] **LOC (6) Cl.** ..... **14-02**

[52] **U.S. Cl.** ..... **D14/117**

[58] **Field of Search** ..... D14/100, 114,  
D14/117; D21/51, 108, 45; D19/59; 360/99.01,  
99.05, 99.12, 133; 361/680, 685, 686, 737,  
767

[56] **References Cited**

**U.S. PATENT DOCUMENTS**

D. 199,909 12/1964 Bedard, Jr. .... D21/45 X

**OTHER PUBLICATIONS**

Symbol Sourcebook ©1972 p. 157—"Time(in hours)".

*Primary Examiner*—Freda Nunn

*Attorney, Agent, or Firm*—Loeb & Loeb LLP

[57] **CLAIM**

The ornamental design for a cleaning card for an electronic card reader, as shown and described.

**DESCRIPTION**

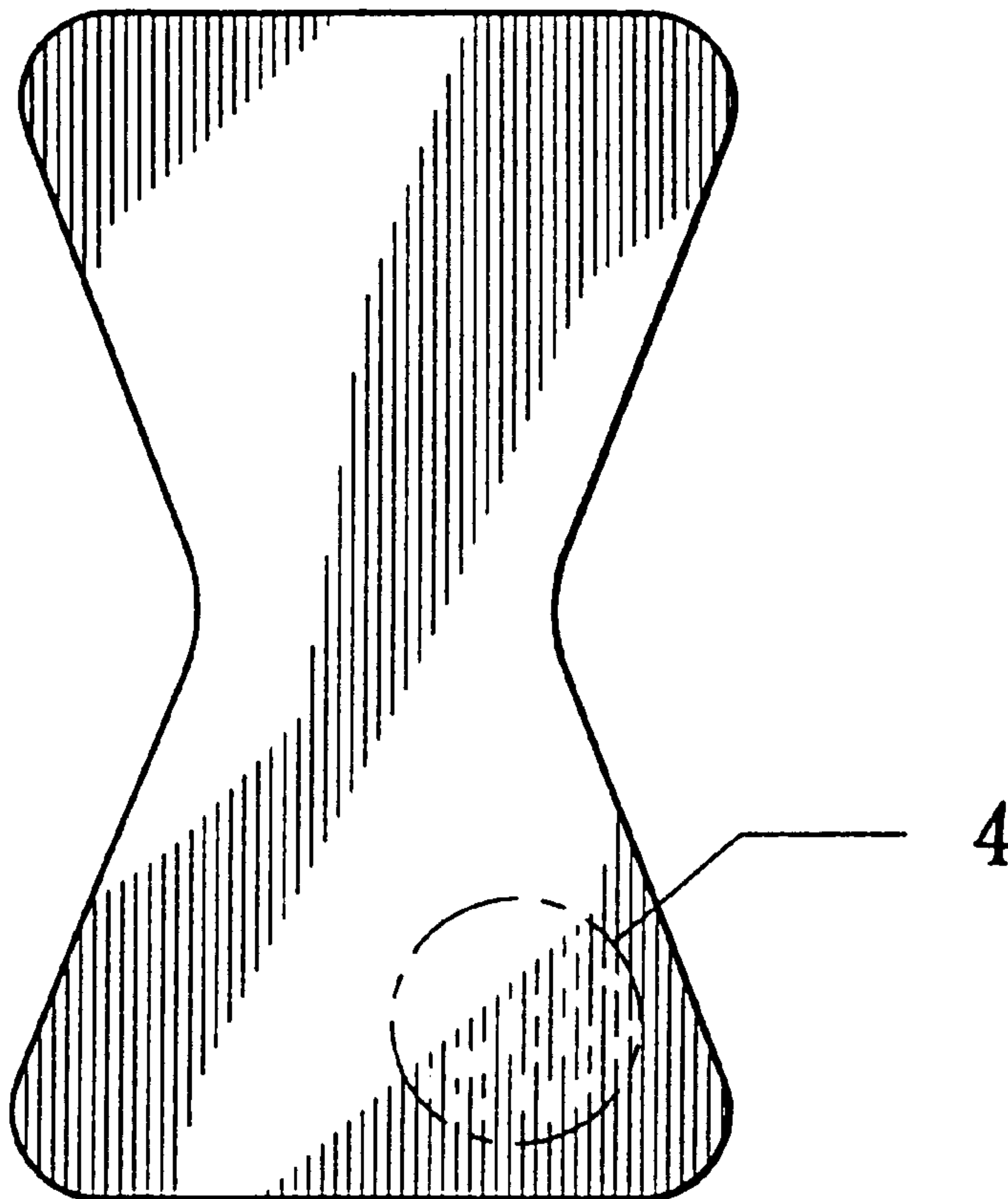
FIG. 1 is a top plan view of the cleaning card for an electronic card reader showing my new design, the bottom plan view being a mirror image thereof;

FIG. 2 is a right side elevational view thereof, the left side elevational view being a mirror image thereof;

FIG. 3 is a front end view thereof, the rear end view being a mirror image thereof; and,

FIG. 4 is an enlarged fragmentary view illustrating the surface configuration of the claimed design as shown within the dot dashed boundary lines represented by the legend 4 in FIG. 1.

**1 Claim, 2 Drawing Sheets**



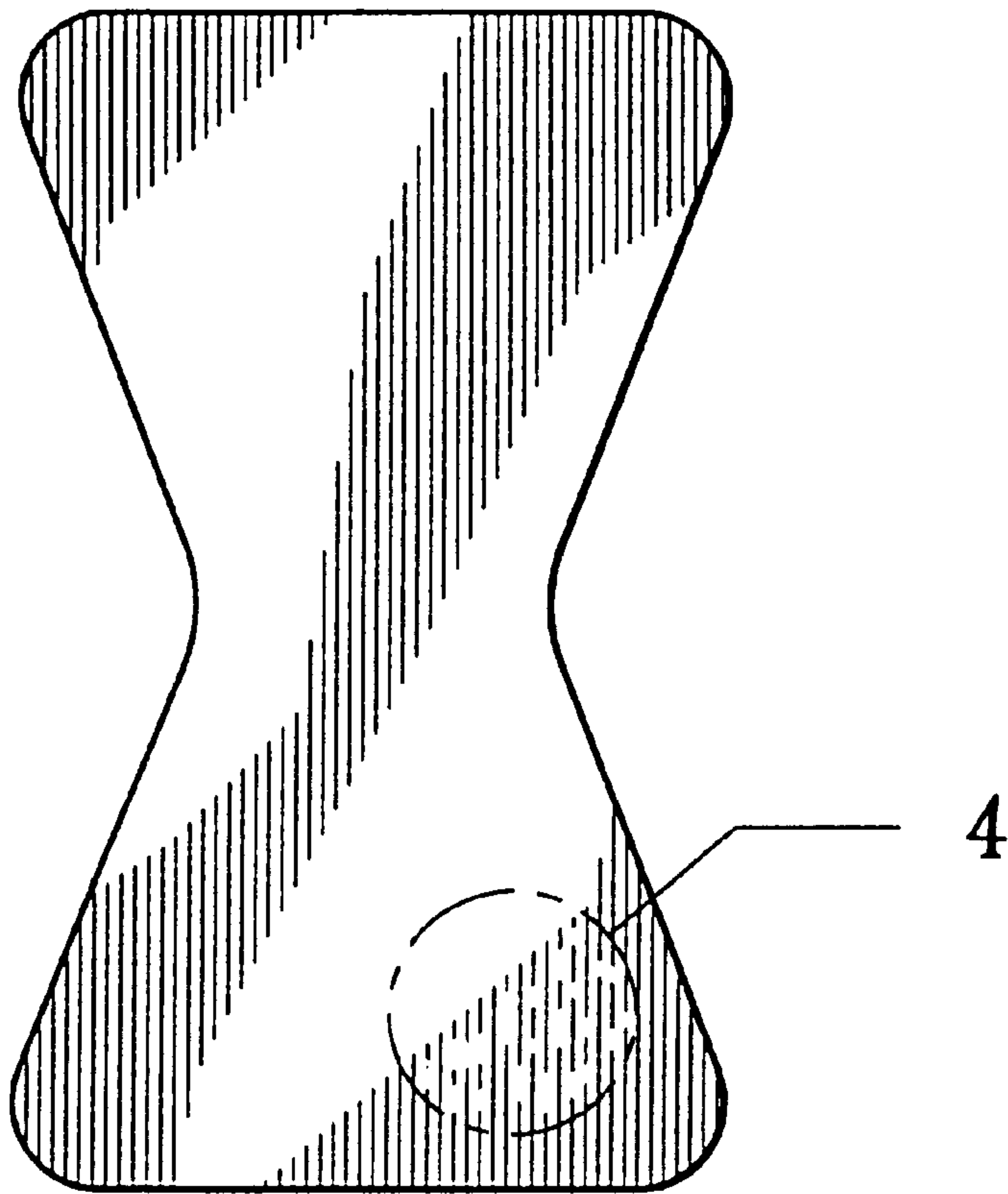


FIG. 1



FIG. 2



FIG. 3

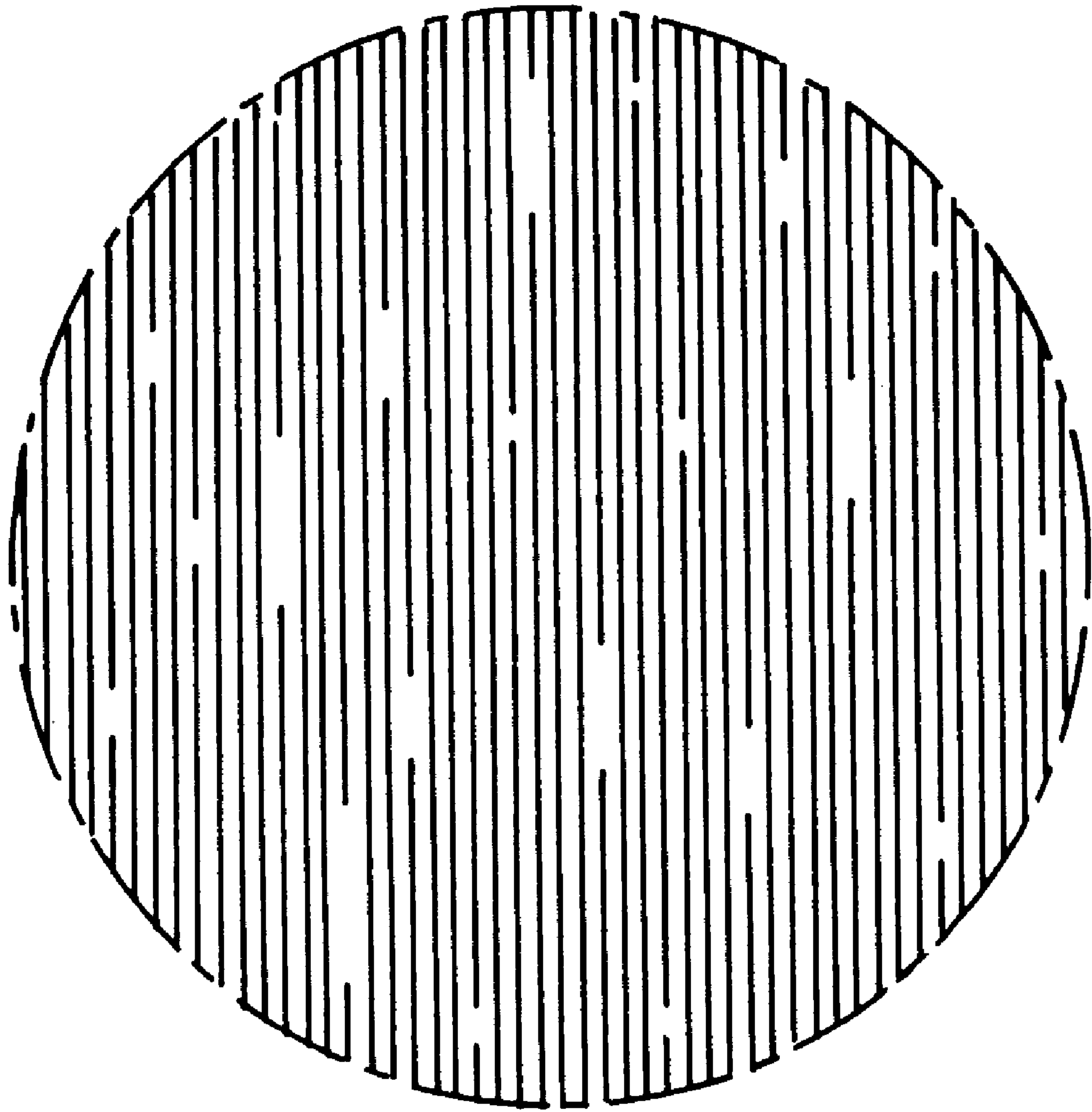


FIG. 4