



US00D410440S

United States Patent [19] Carnell

[11] **Patent Number: Des. 410,440**
[45] **Date of Patent: ** Jun. 1, 1999**

[54] **VEHICLE MAINTENANCE MANAGER**

D. 364,890 12/1995 Yamabe et al. D18/7
D. 383,773 9/1997 Tamaki et al. D18/7

[76] Inventor: **Charles F Carnell**, 25 Milano Dr.,
Poughkeepsie, N.Y. 12603

Primary Examiner—Freda Nunn

[**] Term: **14 Years**

[57] **CLAIM**

The ornamental design for a vehicle maintenance manager,
as shown.

[21] Appl. No.: **29/088,595**

[22] Filed: **May 28, 1998**

DESCRIPTION

[51] **LOC (6) Cl.** **14-02**

FIG. 1 is a front elevational view of the vehicle maintenance manager of the present invention;

[52] **U.S. Cl.** **D14/100; D12/192; D18/6; D18/7**

FIG. 2 is a back elevational view of the vehicle maintenance manager of FIG. 1;

[58] **Field of Search** D14/100, 105,
D14/115; D18/1, 7, 6; 235/145 A, 145 R;
341/22, 23; 345/104, 156, 168, 173; 361/680-686;
364/708.1; D12/400, 192, 191

FIG. 3 is a left side elevational view of the vehicle maintenance manager of FIG. 1;

FIG. 4 is a right side elevational view of the vehicle maintenance manager of FIG. 1;

[56] **References Cited**

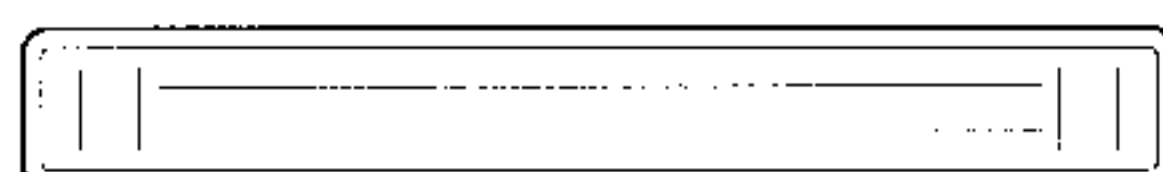
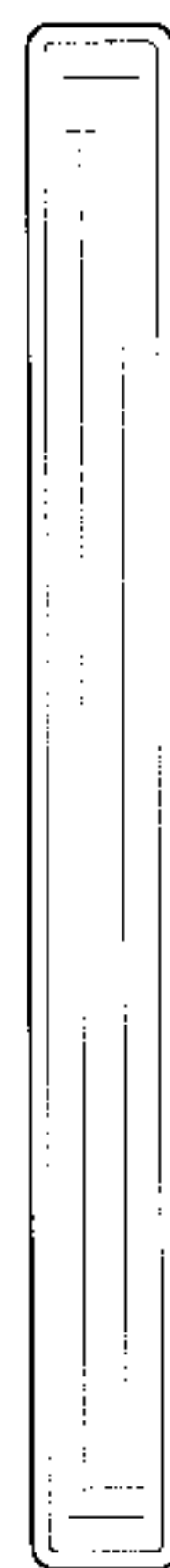
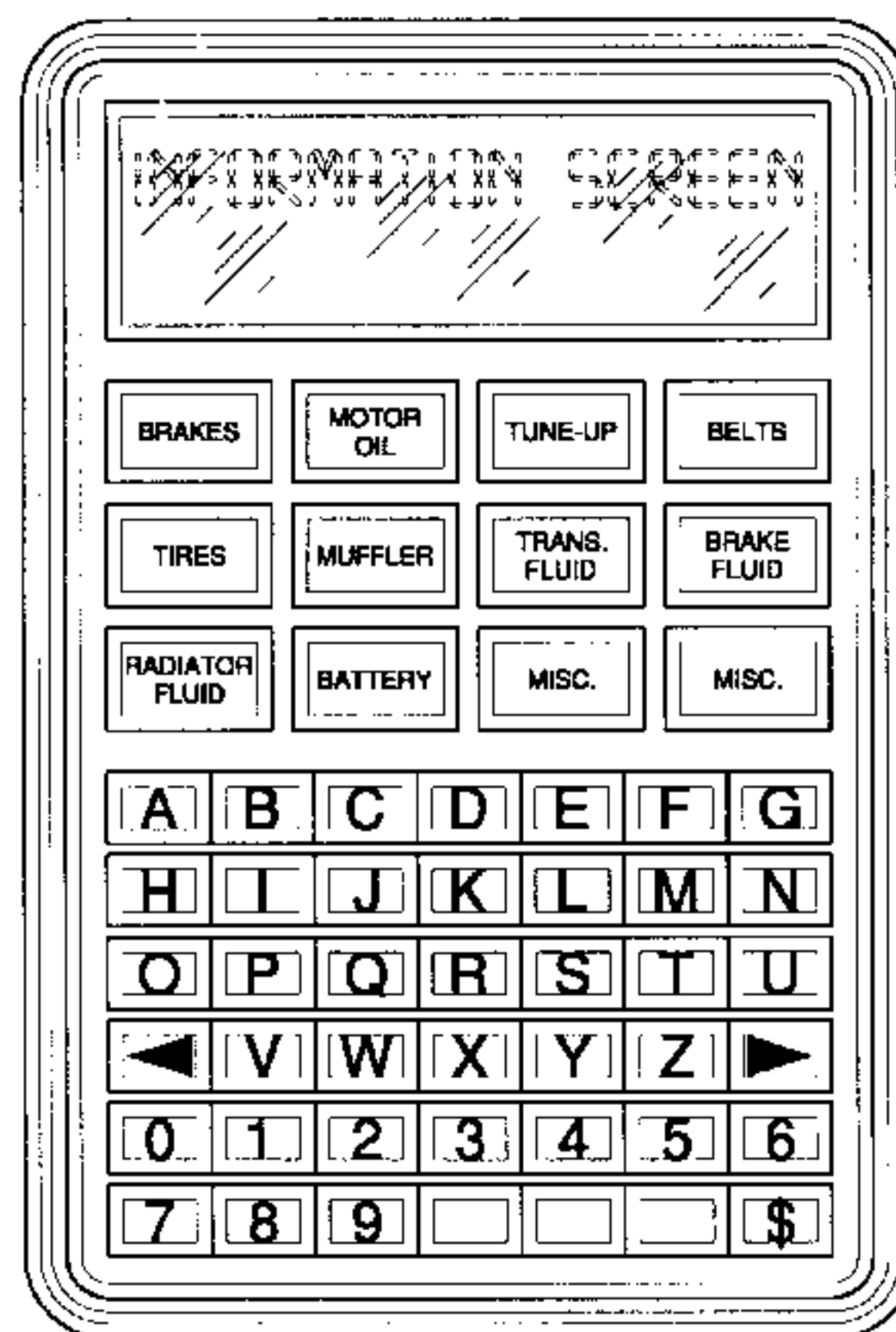
FIG. 5 is a top plan view of the vehicle maintenance manager of FIG. 1; and,

FIG. 6 is a bottom plan view of the vehicle maintenance manager of FIG. 1.

U.S. PATENT DOCUMENTS

D. 302,540 8/1989 Arenas et al. D12/192 X
D. 322,088 12/1991 Sawada et al. D18/7
D. 354,948 1/1995 Moodie D14/100

1 Claim, 2 Drawing Sheets



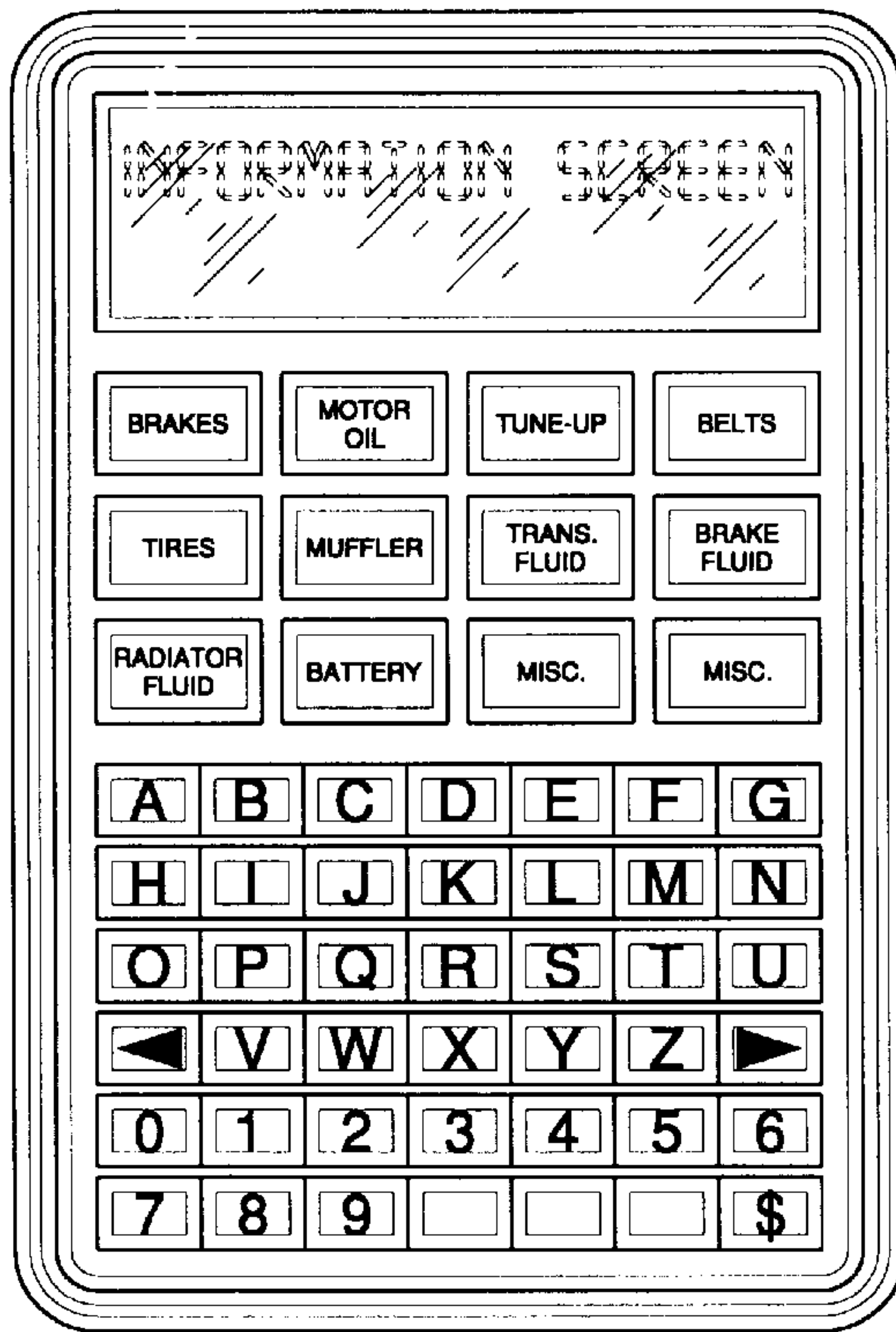


Fig. 1




Fig. 2



Fig. 3




Fig. 4




Fig. 5




Fig. 6