



US00D410420S

# United States Patent [19] de Barsy

[11] **Patent Number: Des. 410,420**  
[45] **Date of Patent: \*\* Jun. 1, 1999**

[54] **TIRE TREAD**

[75] Inventor: **Olivier de Barsy**, Kleinbettingen,  
Luxembourg

[73] Assignee: **The Goodyear Tire & Rubber  
Company**, Akron, Ohio

[\*\*] Term: **14 Years**

[21] Appl. No.: **29/089,279**

[22] Filed: **Jun. 11, 1998**

[51] **LOC (6) Cl.** ..... **12-15**

[52] **U.S. Cl.** ..... **D12/147; D12/147**

[58] **Field of Search** ..... D12/136, 138,  
D12/140-152; 152/209 RR, 209 NS, 209 AS,  
209 AG, 209 BY, 209 LG, 209 RB, 209 DP

[56] **References Cited**

**U.S. PATENT DOCUMENTS**

D. 204,535	4/1966	Anslow	.....	D12/151
D. 279,364	6/1985	Kusube	.....	D12/146
D. 345,722	4/1994	Hitzky et al.	.....	D12/146
D. 350,101	8/1994	De Barsy	.....	D12/147
D. 380,715	7/1997	Harris et al.	.....	D12/147
D. 387,713	12/1997	Lassan et al.	.....	D12/147
D. 387,715	12/1997	Miller et al.	.....	D12/147
D. 388,040	12/1997	De Barsy	.....	D12/147
D. 390,173	2/1998	Aoki	.....	D12/147
D. 390,818	2/1998	De Barsy et al.	.....	D12/147

D. 397,652	9/1998	Le et al	.....	D12/147
4,462,445	7/1984	Goergen	.....	152/209 R
5,327,953	7/1994	Ichiki	.....	152/209 R

**OTHER PUBLICATIONS**

Mickey Thompson Competitor Tire, 1996 Tread Design Guide, p. 50, Feb. 1996.  
Avon AV4 Supervan Tire, 1996 Tread Design Guide, p. 81, Feb. 1996.

*Primary Examiner*—Robert M. Spear  
*Attorney, Agent, or Firm*—T P Lewandowski

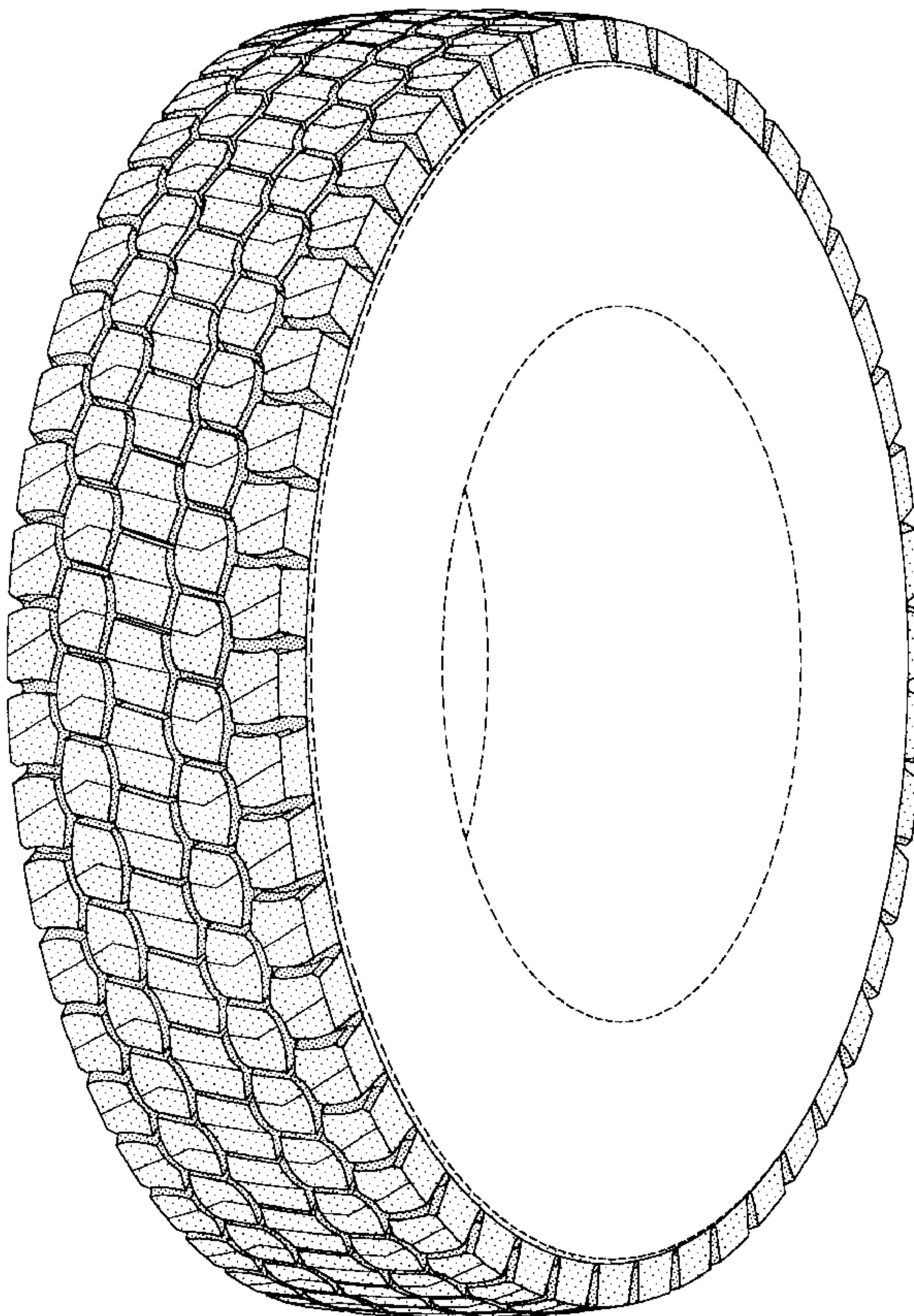
[57] **CLAIM**

The ornamental design for a Tire Tread, as shown and described.

**DESCRIPTION**

FIG. 1 is a perspective view of a tire tread showing our new design, it being understood that the pattern repeats uniformly throughout the circumference of the tread;  
FIG. 2 is a front elevational view thereof;  
FIG. 3 is a side elevational view thereof, the opposite side elevational view being identical thereto; and,  
FIG. 4 is an enlarged fragmentary front perspective view.  
In the drawings, the broken lines defining the inner bead of the sidewall and the peripheral boundary between the tire tread and the sidewall are for illustrative purposes only and form no part of the claimed design.

**1 Claim, 4 Drawing Sheets**



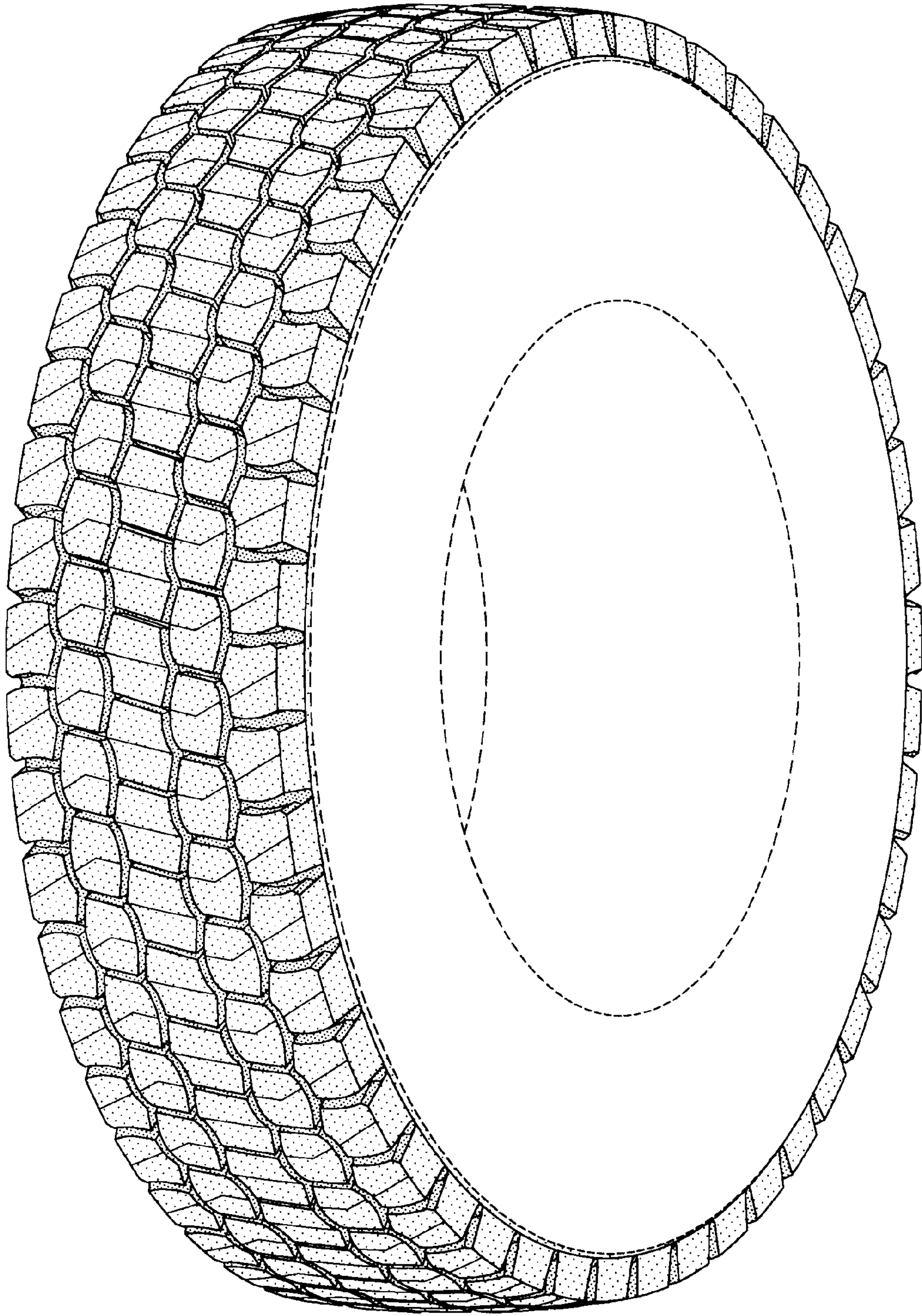


FIG-1



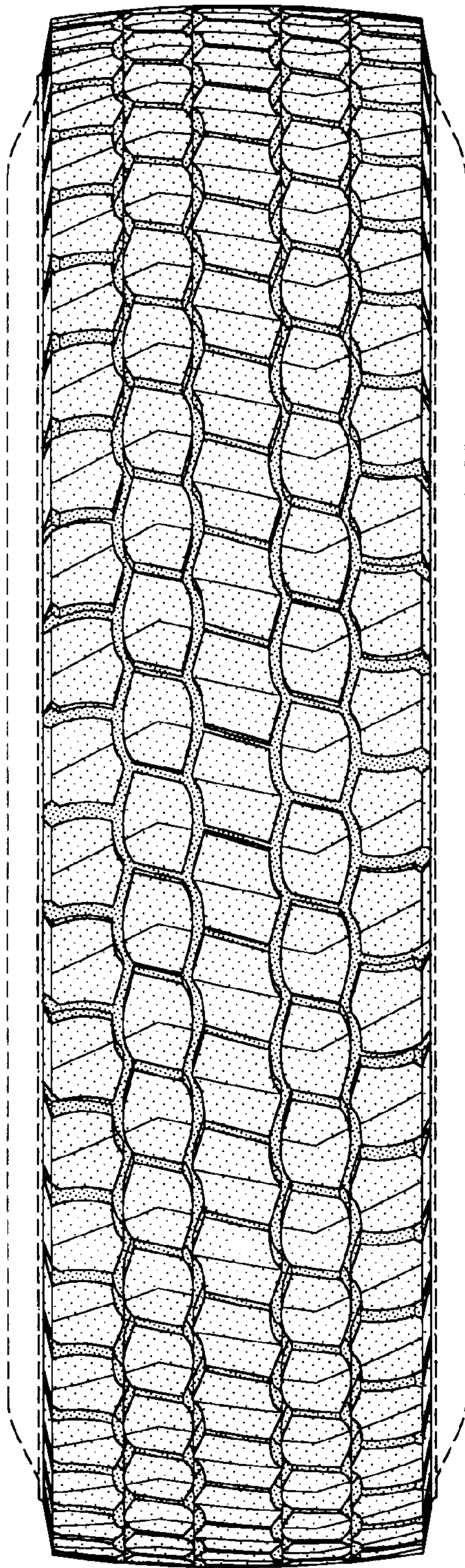


FIG-2

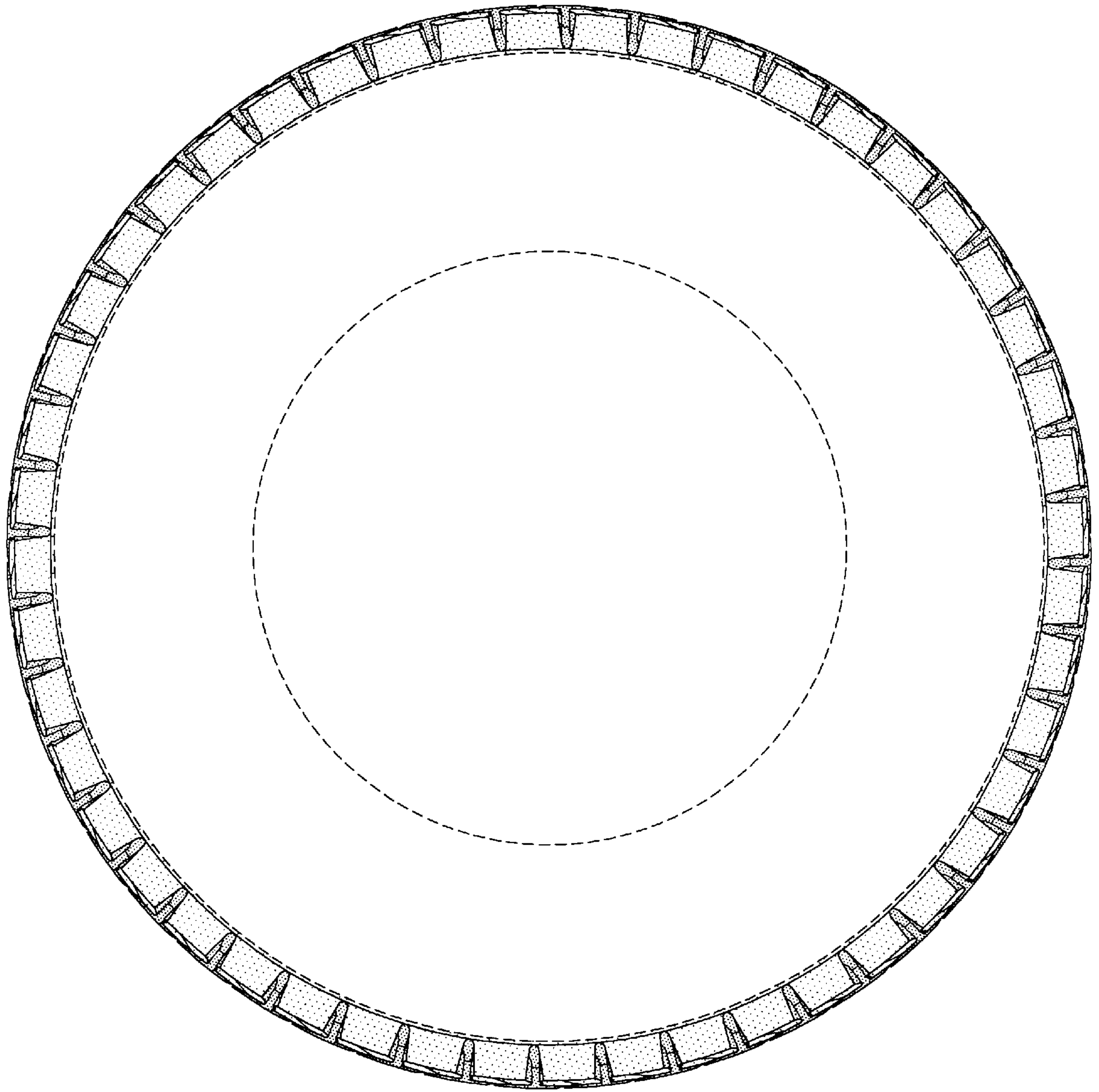


FIG-3

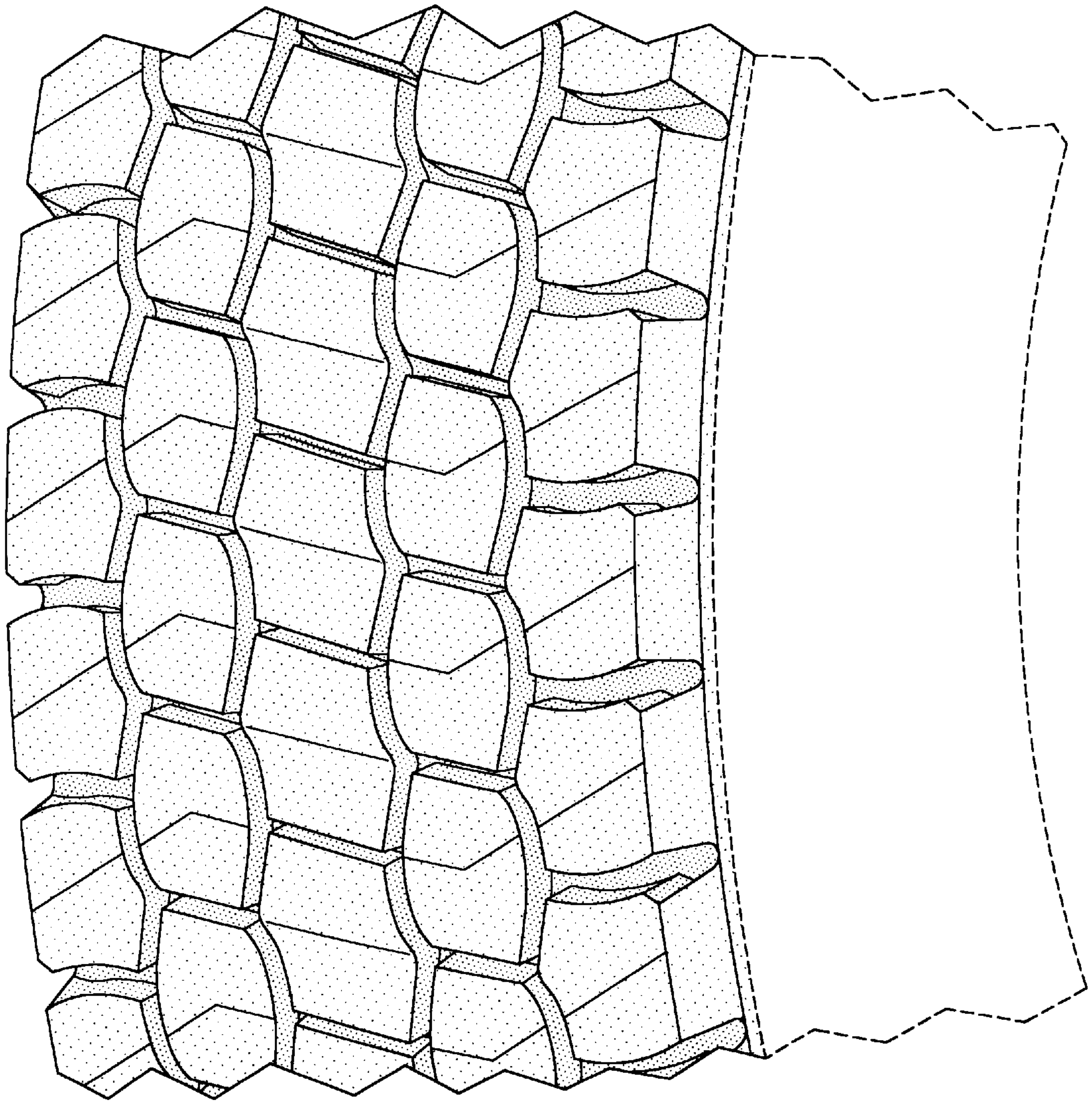


FIG-4