



US00D410400S

United States Patent [19]
Skjellerup

[11] **Patent Number: Des. 410,400**
[45] **Date of Patent: ** Jun. 1, 1999**

[54] **ANTI-THEFT TAG FOR STORE
MERCHANTISING**

D. 343,134 1/1994 Witzky et al. D10/106
D. 343,135 1/1994 Witzky et al. D10/106

[76] Inventor: **Johan Skjellerup**, 2687 NW. 64th
Blvd., Boca Raton, Fla. 33496

Primary Examiner—Alan P. Douglas

[**] Term: **14 Years**

[57] **CLAIM**

The ornamental design for a anti-theft tag for store mer-
chandising, as shown and described.

[21] Appl. No.: **29/033,764**

DESCRIPTION

[22] Filed: **Jan. 19, 1995**

[30] **Foreign Application Priority Data**

Aug. 1, 1994 [DK] Denmark MA 0657 1994

FIG. 1 is a perspective view of an anti-theft tag for store
merchandising showing my new design;
FIG. 2 is a side elevational view of the tag housing element
thereof;
FIG. 3 is a side elevational view of the tag pin element
thereof;
FIG. 4 is a perspective view of the tag pin element thereof;
and,
FIG. 5 is a perspective view of the tag housing element
thereof.
The tag and both elements are symmetrical about a vertical
axis.

[51] **LOC (6) Cl.** **10-05**

[52] **U.S. Cl.** **D10/106**

[58] **Field of Search** D10/104, 106,
D10/109, 111, 121; 116/75, 77; 340/546,
547, 565, 566, 567, 568, 571, 572, 573

[56] **References Cited**

U.S. PATENT DOCUMENTS

D. 205,049 6/1966 Brady D10/111

1 Claim, 1 Drawing Sheet




FIG. 1

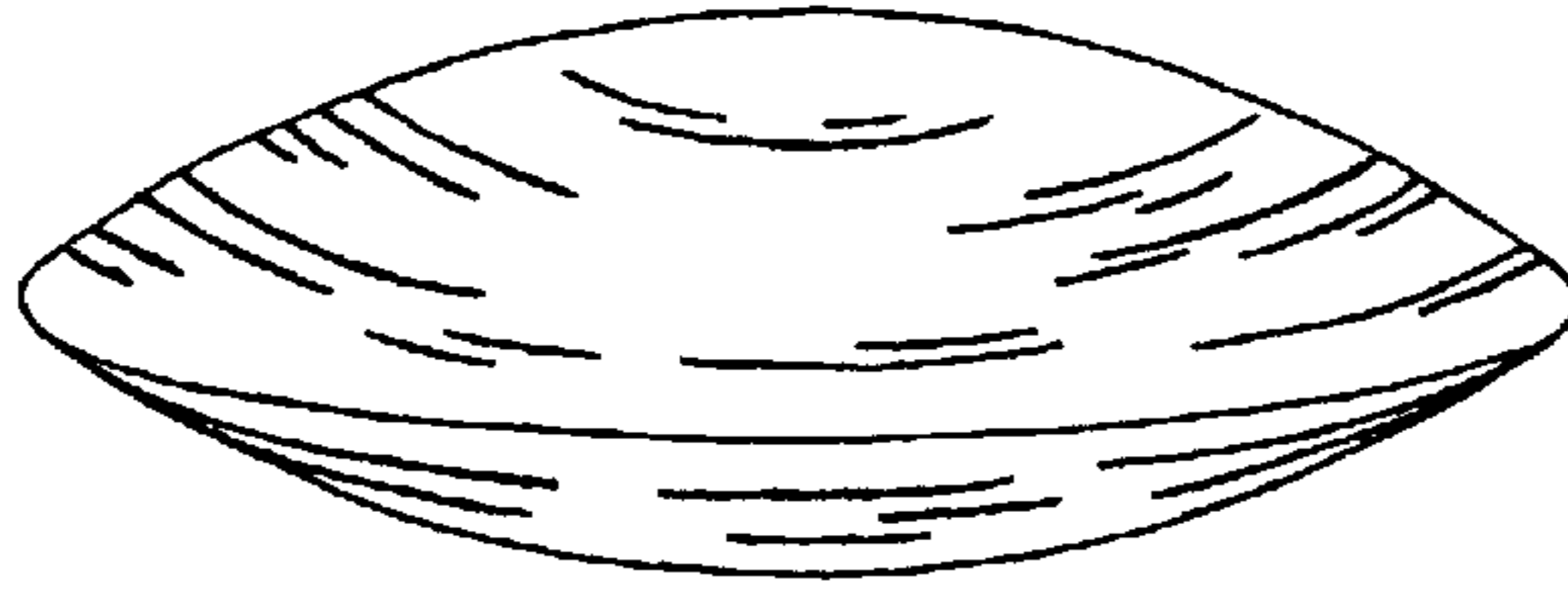


FIG. 2

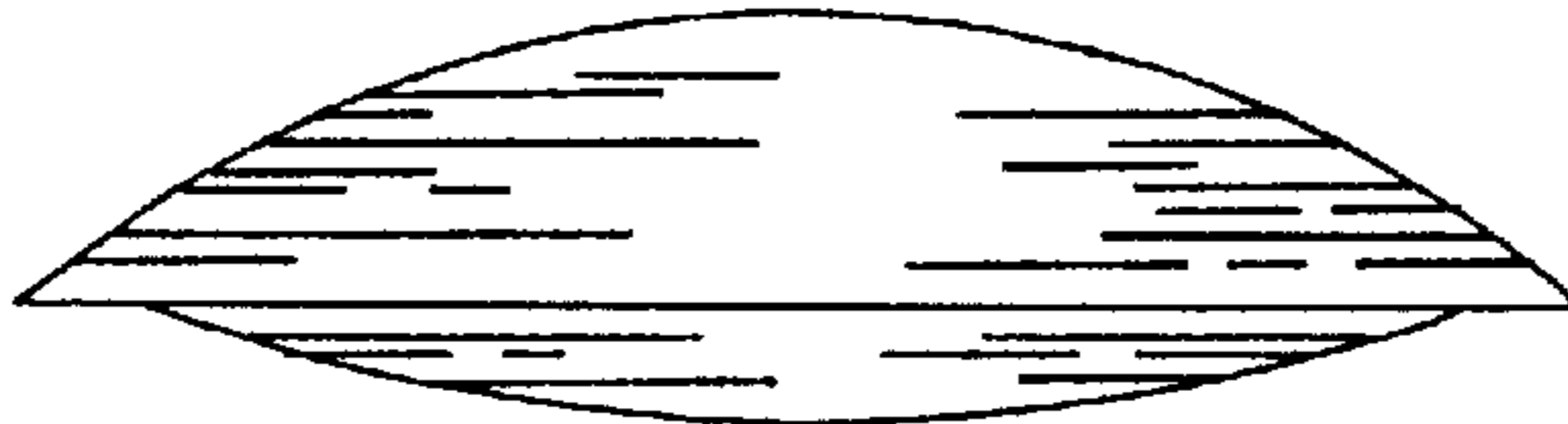


FIG. 3

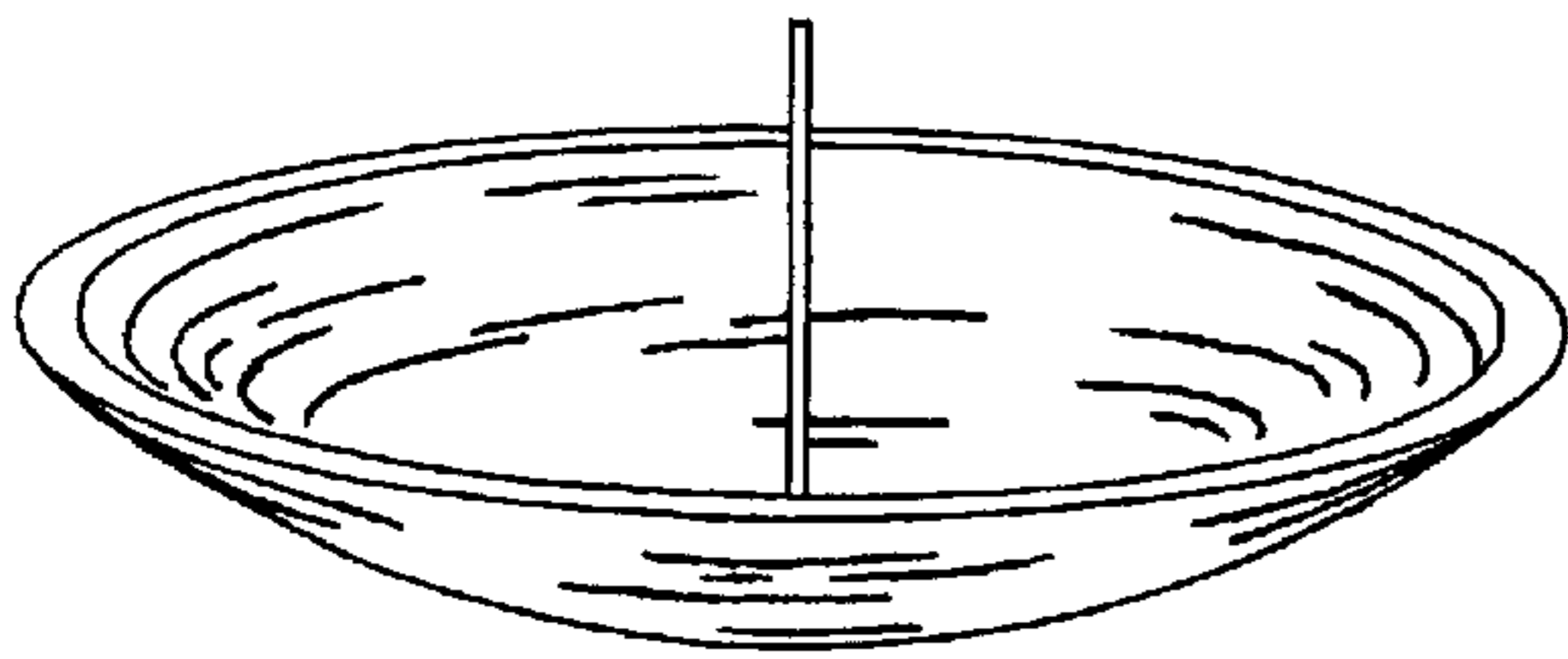
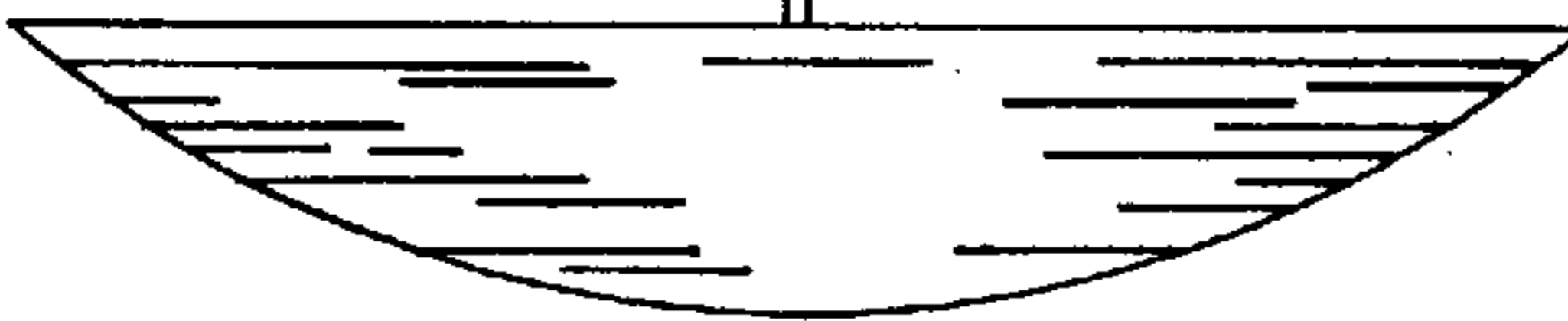


FIG. 4



FIG. 5