



US00D410380S

**United States Patent** [19]  
**Towns**

[11] **Patent Number: Des. 410,380**  
[45] **Date of Patent: \*\* Jun. 1, 1999**

[54] **WINDOW STOP**

4,881,293 11/1989 Reynolds ..... 16/86 A  
5,249,767 10/1993 Mellen ..... 248/188.2

[76] Inventor: **Edward Johnson Towns**, 2310 Appian  
La., Monroe, N.C. 28110

*Primary Examiner*—Susan J. Lucas  
*Assistant Examiner*—Jennifer Rivard  
*Attorney, Agent, or Firm*—Charles E. Temko

[\*\*] Term: **14 Years**

[21] Appl. No.: **29/075,730**

[57] **CLAIM**

[22] Filed: **Jun. 23, 1997**

I claim the ornamental design for a window stop, as shown  
and described.

[51] **LOC (6) Cl.** ..... **08-09**

**DESCRIPTION**

[52] **U.S. Cl.** ..... **D8/402**

[58] **Field of Search** ..... D8/402, 450; 292/343;  
16/86 A, 86 R, 82

FIG. 1 is a view in perspective showing my new design for  
a window stop.

[56] **References Cited**

**U.S. PATENT DOCUMENTS**

D. 309,708	8/1990	Rosa et al. ....	D8/402
D. 387,658	12/1997	Van Etten ....	D8/402
3,328,065	6/1967	Arenson ....	292/343
4,736,974	4/1988	Rosenthal ....	292/343

FIG. 2 is a top plan view thereof;


FIG. 3 is a front elevational view thereof;

FIG. 4 is a right side elevational view, the left side view  
being the mirror image thereof;

FIG. 5 is a rear elevational view thereof; and,

FIG. 6 is a bottom plan view.

**1 Claim, 1 Drawing Sheet**






FIG. 1

FIG. 2




FIG. 3

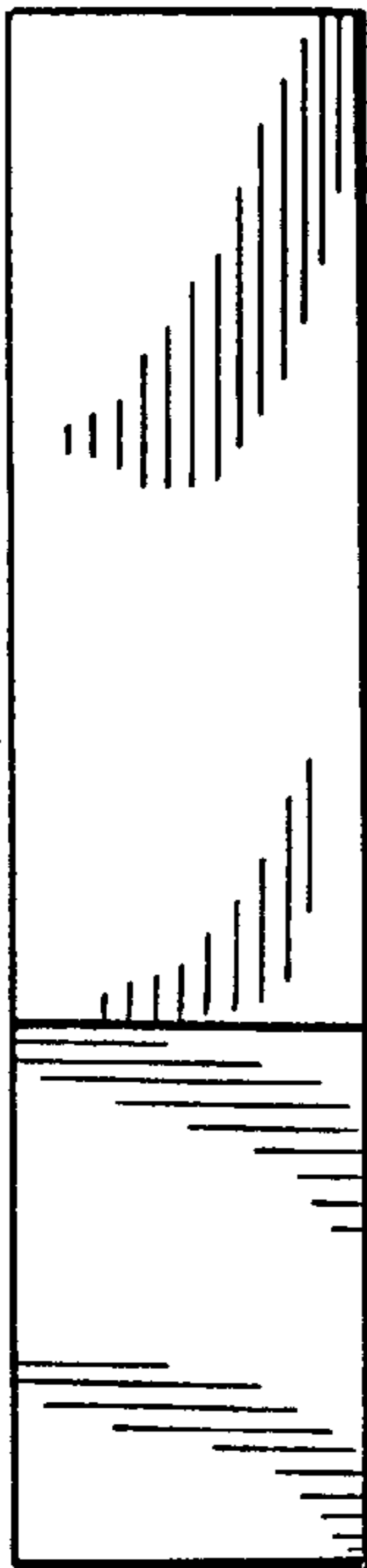


FIG. 4





FIG. 5



FIG. 6