



US00D410369S

# United States Patent [19] Yeh

[11] **Patent Number: Des. 410,369**

[45] **Date of Patent: \*\* Jun. 1, 1999**

[54] **FOLDABLE PLIERS**

[76] Inventor: **Shih-Yuan Yeh**, No. 260, Chen-Fu Rd.,  
Tai-Ping City, Taichung Hsien, Taiwan

[\*\*] Term: **14 Years**

[21] Appl. No.: **29/092,813**

[22] Filed: **Aug. 27, 1998**

[51] **LOC (6) Cl. .... 08-05**

[52] **U.S. Cl. .... D8/55; D8/105**

[58] **Field of Search .... D8/51, 52, 55,  
D8/58, 105; 7/107, 125, 127, 129, 132**

[56] **References Cited**

**U.S. PATENT DOCUMENTS**

- D. 368,634 4/1996 Frazer ..... D8/105
- D. 382,182 8/1997 Seber et al. .... D8/55
- D. 384,872 10/1997 Yeh ..... D8/105
- 4,744,272 5/1988 Leatherman ..... 81/427.5

**OTHER PUBLICATIONS**

Hong Kong Enterprise, Gifts and Stationary, p. 509, two pliers/combination tools in top portion of page, Jan. 1998.  
Hong Kong Enterprise, Hardware and Machinery, p. 813, three plies/combination tools in center to bottom left of page as well as two pliers/combination tools in top right of page, Jan. 1998.

Hong Kong Enterprise, Hardware and Machinery, p. 856, two pliers/combination tools in center of page, Feb. 1996.

*Primary Examiner*—Alan P. Douglas  
*Assistant Examiner*—Reid Hecker  
*Attorney, Agent, or Firm*—Kirkpatrick & Lockhart LLP

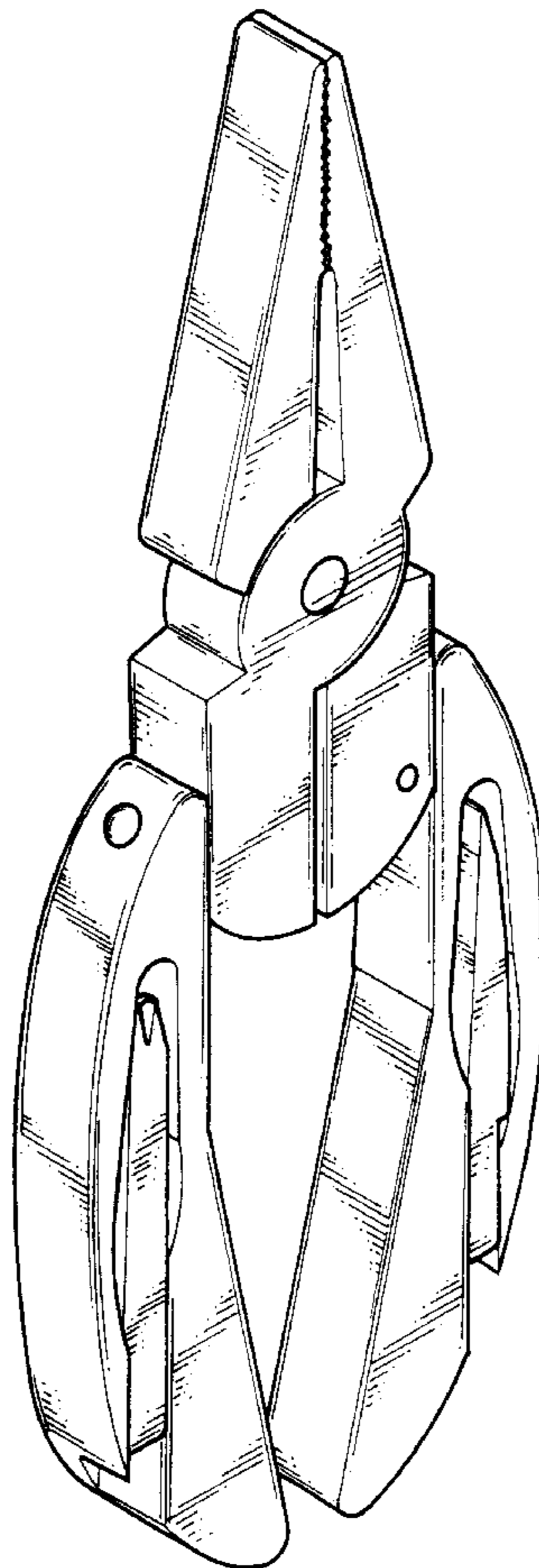
[57] **CLAIM**

The ornamental design for a pair of foldable pliers, as shown and described.

**DESCRIPTION**

FIG. 1 is a front-left-top perspective view of a pair of foldable pliers, showing my new design, wherein the pair of the foldable pliers is in the folded status;  
FIG. 2 is a front elevational view thereof;  
FIG. 3 is a rear elevational view thereof;  
FIG. 4 is a left side view thereof;  
FIG. 5 is a right side view thereof;  
FIG. 6 is a top plan view thereof;  
FIG. 7 is a bottom plan view thereof;  
FIG. 8 is a front-left-top perspective view of the pair of the foldable pliers of my new design, wherein the two handles of the pliers are pivoted to the in use status; and,  
FIG. 9 is a front-left-front perspective view of the pair of the foldable pliers of my new design, wherein the two bits are respectively pivoted from the two handles.

**1 Claim, 5 Drawing Sheets**



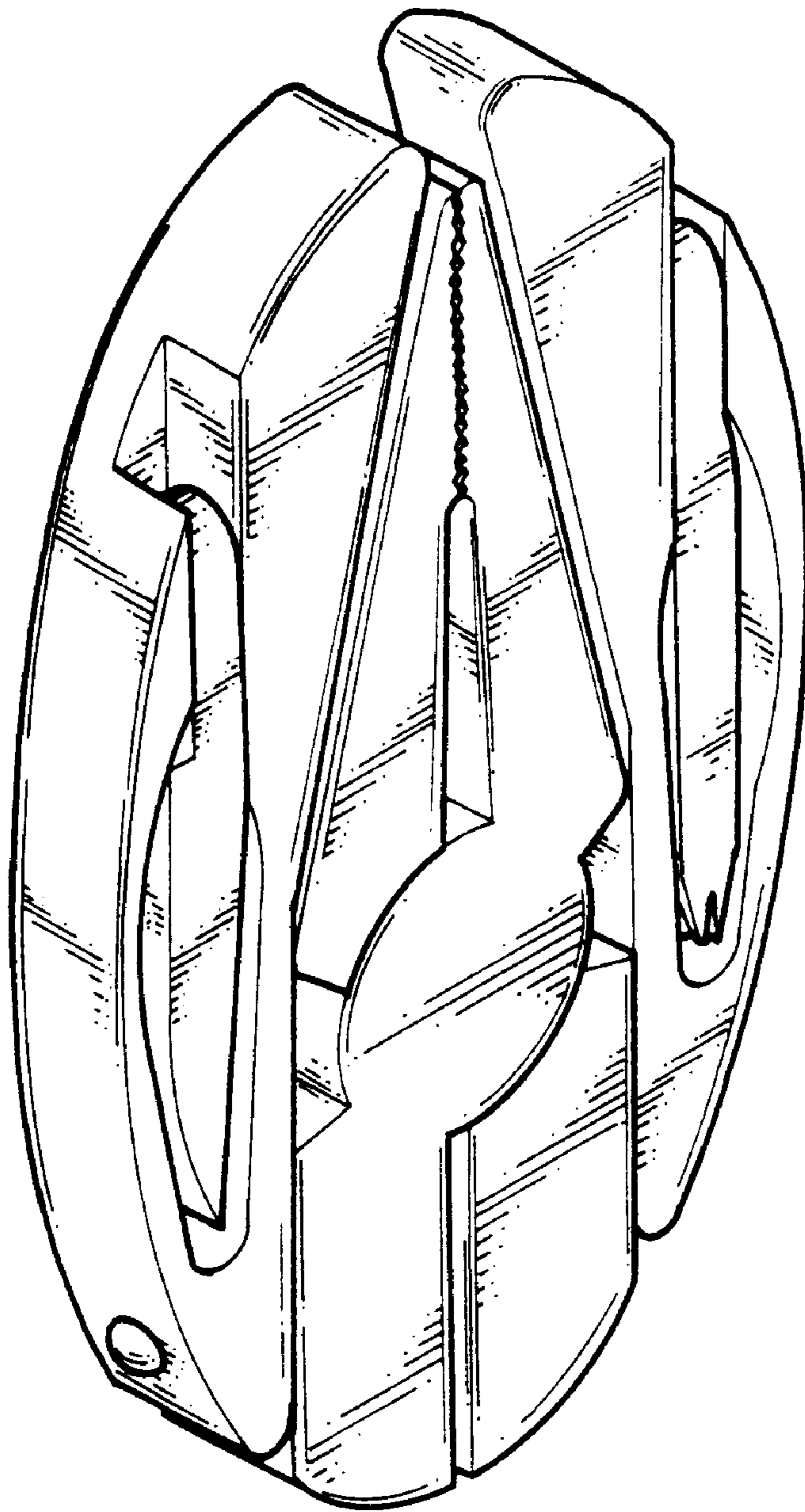


FIG. 1

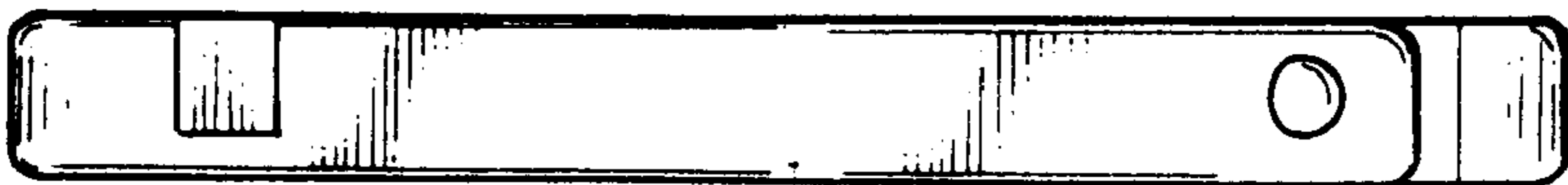


FIG. 4

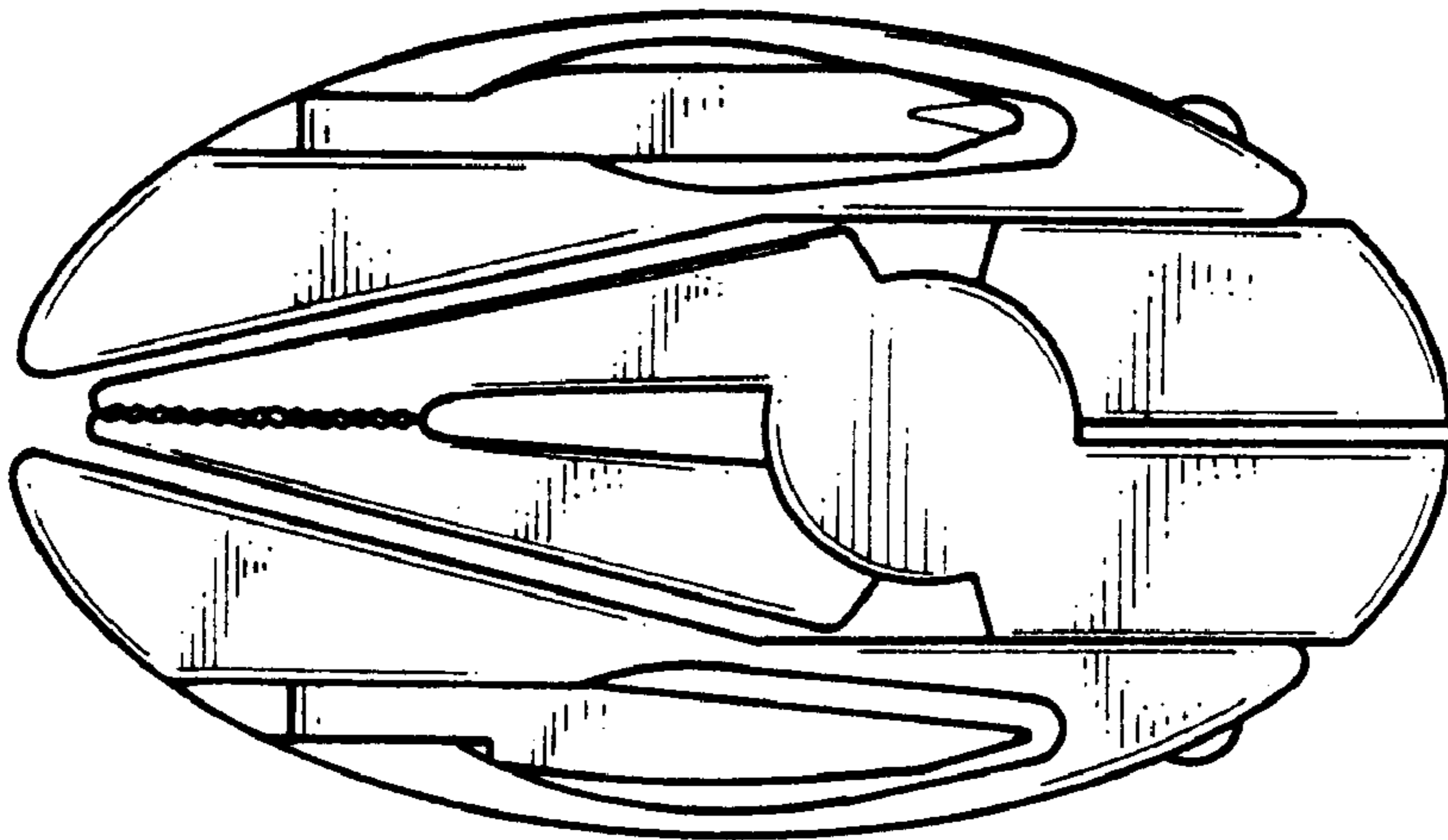


FIG. 2




FIG. 5

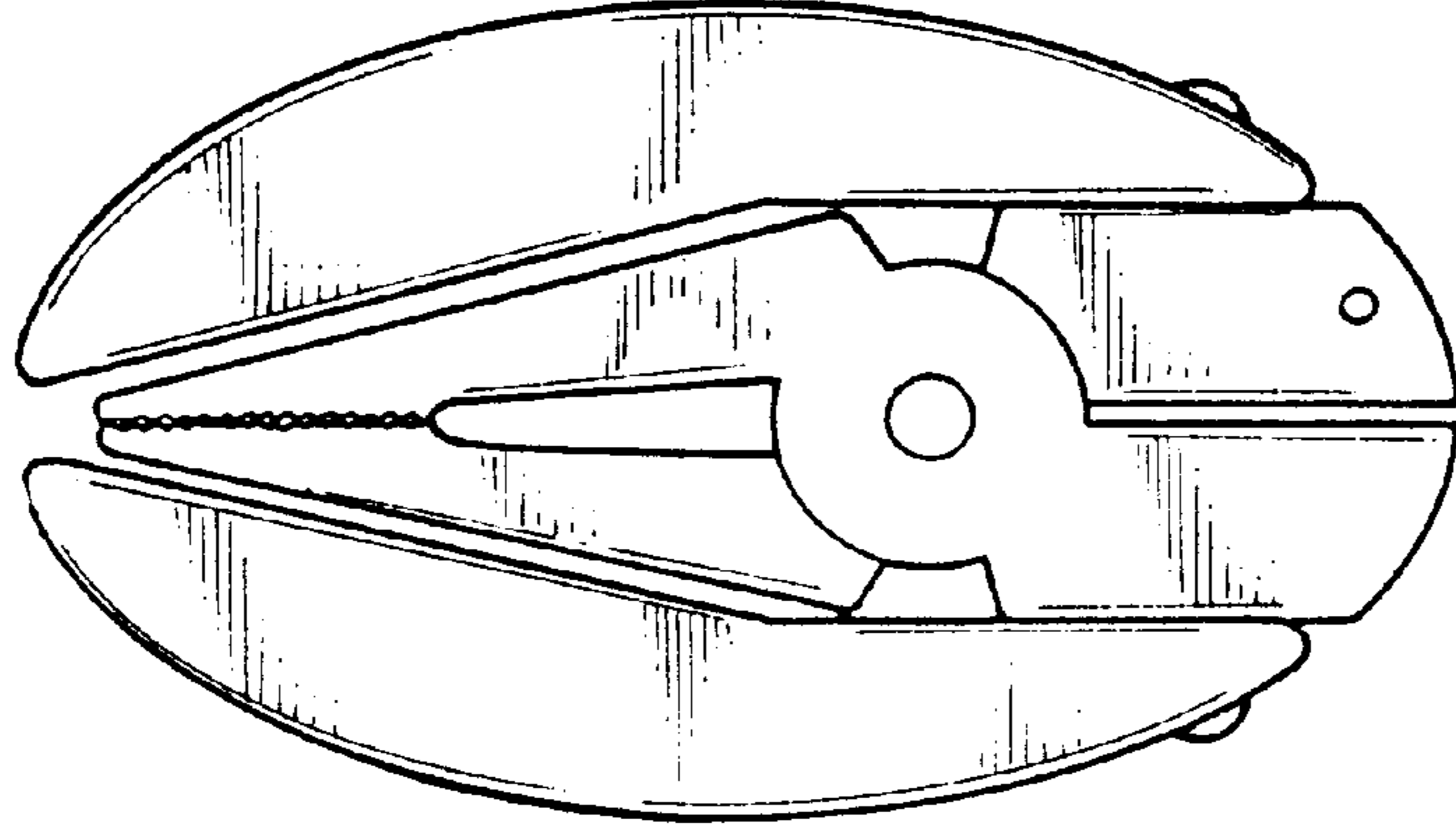


FIG. 3



FIG. 7



FIG. 6

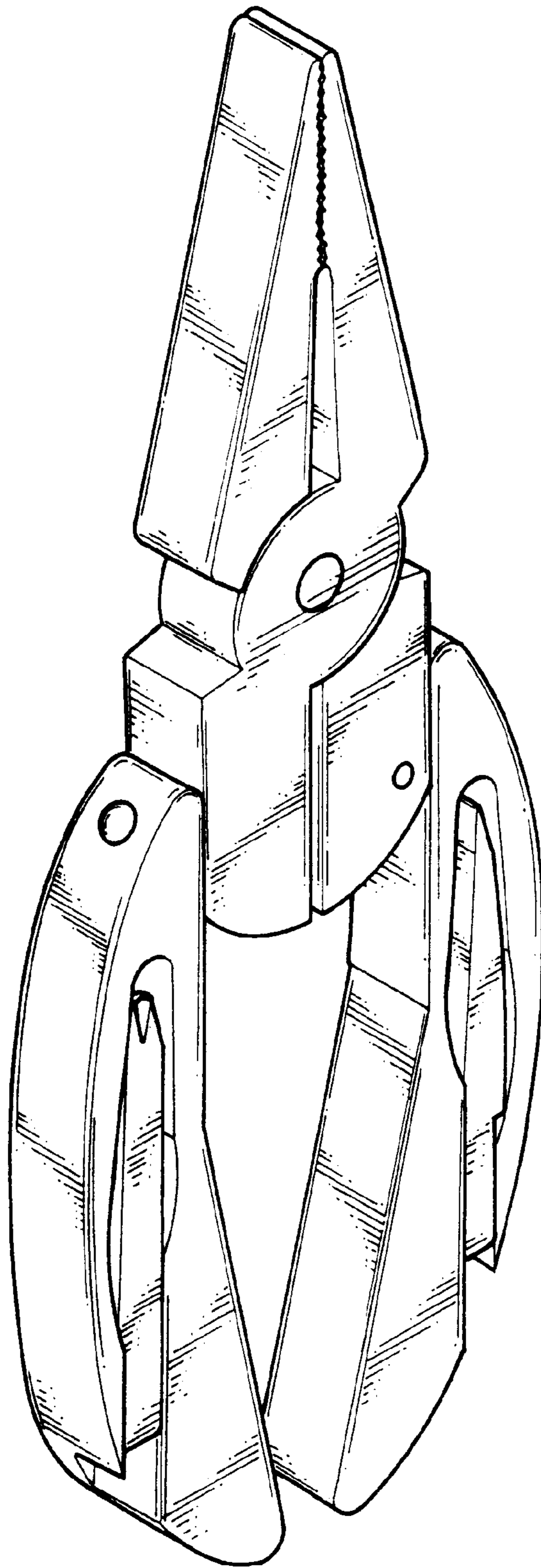


FIG. 8

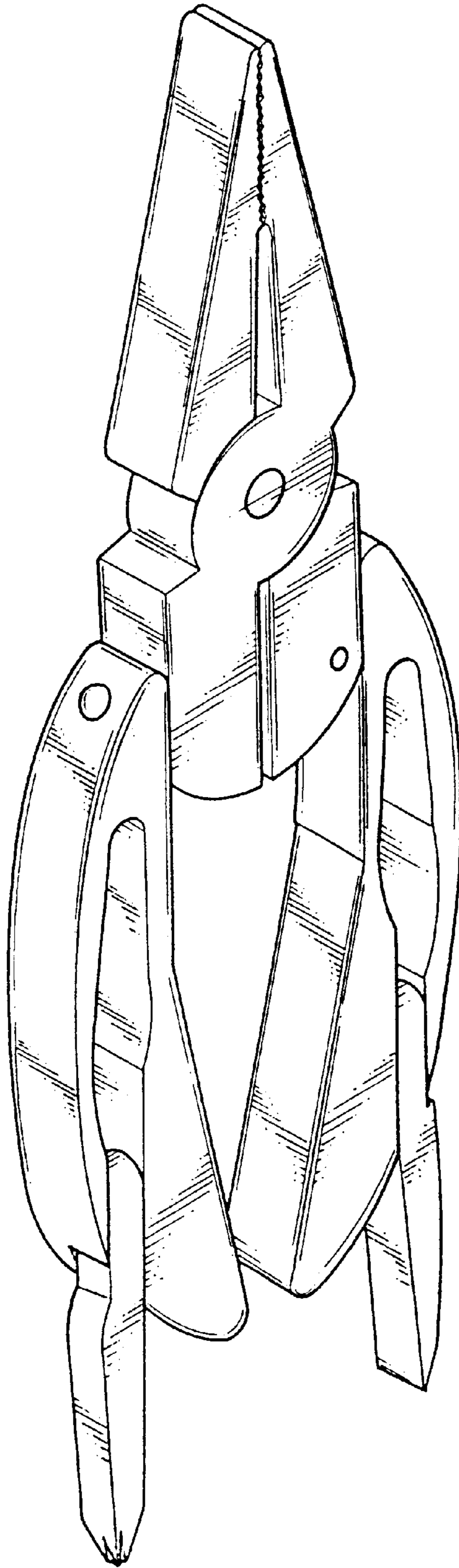


FIG. 9