



US00D410362S

# United States Patent [19] Lai

[11] **Patent Number: Des. 410,362**  
[45] **Date of Patent: \*\* Jun. 1, 1999**

[54] **UTENSIL HANDLE**

[76] **Inventor: Yin-Chu Lai**, No. 378, Pao-Bou Rd.,  
Changhua, Taiwan

[\*\*] **Term: 14 Years**

[21] **Appl. No.: 29/088,982**

[22] **Filed: Jun. 4, 1998**

[51] **LOC (6) Cl. .... 07-03**

[52] **U.S. Cl. .... D7/401.2; D7/649; D8/107**

[58] **Field of Search .... D7/401.2, 642,  
D7/645, 649, 650, 653, 662, 663; D8/99,  
107; 30/142-150**

[56] **References Cited**

**U.S. PATENT DOCUMENTS**

- D. 109,075 3/1938 Allen et al. .... D7/653
- D. 341,754 11/1993 Marsten et al. .... D7/653

*Primary Examiner*—Caron D. Veynar  
*Attorney, Agent, or Firm*—Bacon & Thomas, PLLC


[57] **CLAIM**

The ornamental design for the utensil handle, as shown and described.

**DESCRIPTION**

FIG. 1 is a perspective view of utensil handle showing my new design;  
 FIG. 2 is a front elevation view, the rear elevation view being a mirror image thereof;  
 FIG. 3 is a side elevation view, the opposite view being a mirror image thereof;  
 FIG. 4 is a top view of the utensil handle;  
 FIG. 5 is a bottom view of the utensil handle; and,  
 FIG. 6 is a perspective view thereof, the broken line showing of a knife blade is for illustrative purposes only and forms no part of the claimed design.

**1 Claim, 4 Drawing Sheets**






FIG. 1




FIG. 2




FIG. 5

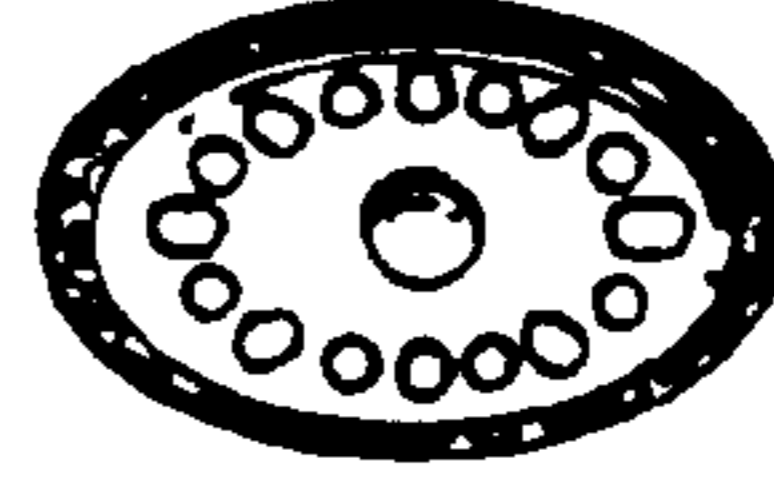


FIG. 4



FIG. 3



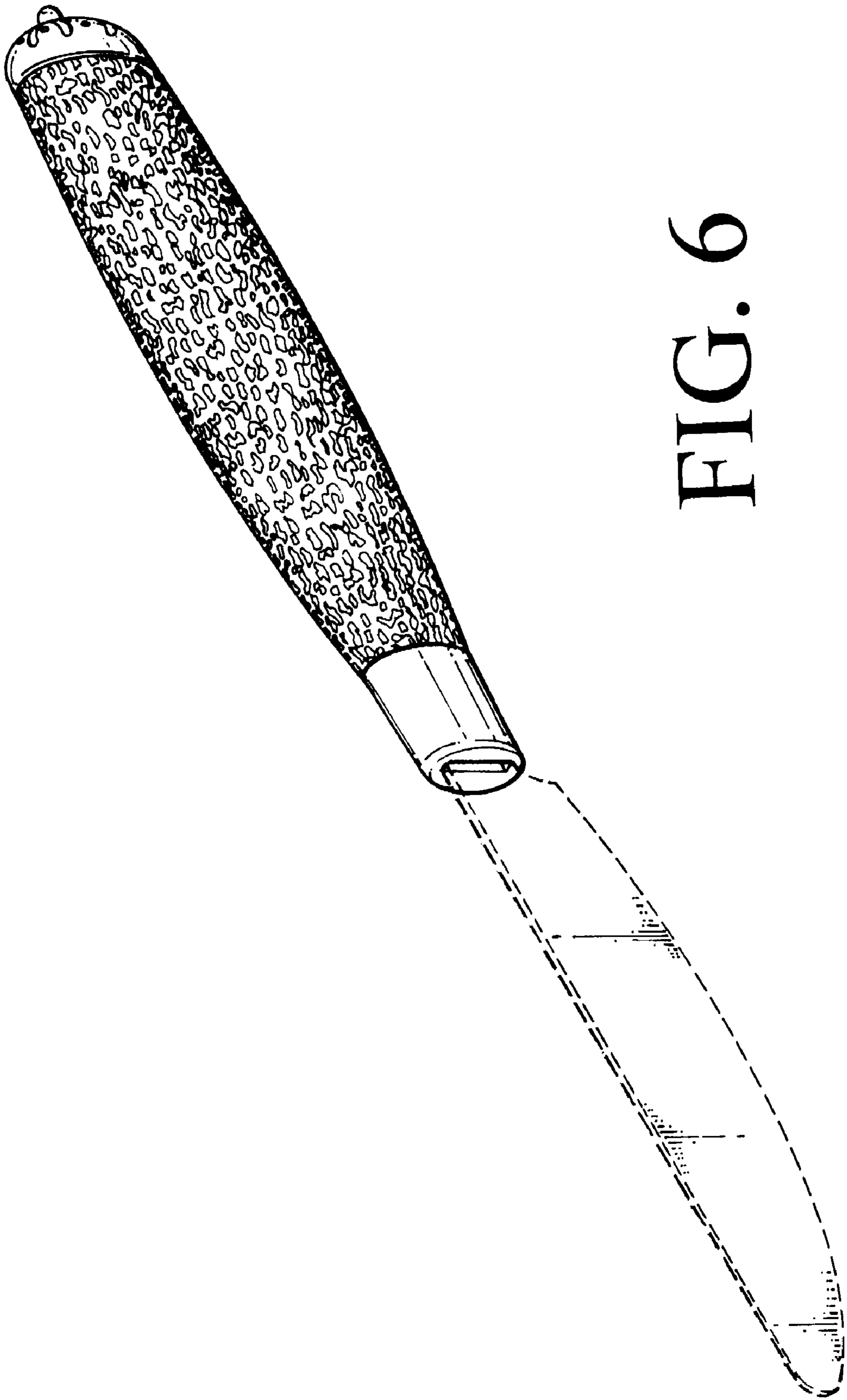


FIG. 6