



US00D410331S

# United States Patent [19] Hamilton

[11] **Patent Number: Des. 410,331**  
[45] **Date of Patent: \*\* Jun. 1, 1999**

[54] **AMMUNITION HOLDER**

[75] Inventor: **Joseph A. Hamilton**, Highlands Ranch, Colo.

[73] Assignee: **Apollo Creations, Inc.**, Highlands Ranch, Colo.

[\*\*] Term: **14 Years**

[21] Appl. No.: **29/095,273**

[22] Filed: **Oct. 20, 1998**

[51] **LOC (6) Cl.** ..... **03-01**

[52] **U.S. Cl.** ..... **D3/221; D3/225; D3/230**

[58] **Field of Search** ..... **D3/221, 215, 225, D3/230, 233, 243, 254; 224/199, 223, 239, 904, 914, 931**

[56] **References Cited**

**U.S. PATENT DOCUMENTS**

D. 240,823	8/1976	Burke	.....	D3/230
D. 271,787	12/1983	Finley	.....	D3/228
D. 286,315	10/1986	Gregory	.....	D3/225
D. 292,849	11/1987	Dickie et al.	.....	D3/224
D. 363,525	10/1995	Montefusco	.....	D22/108
D. 378,633	4/1997	Granito	.....	D3/228
4,262,833	4/1981	De Santis	.....	224/239

**OTHER PUBLICATIONS**

Uncle Mike's Catalog—Making Good Guns Better Cartridge Carriers, 1994, Jan. 20, 1999.

*Primary Examiner*—Louis S. Zarfes

*Assistant Examiner*—Catherine R. Oliver

*Attorney, Agent, or Firm*—Dorr, Carson, Sloan & Birney, P.C.

[57] **CLAIM**

The ornamental design for an ammunition holder, as shown and described.

**DESCRIPTION**

FIG. 1 is a front perspective view of an ammunition holder showing my new design in its open position.

FIG. 2 is a front perspective view of an ammunition holder in its folded position.

FIG. 3 is a front elevational view thereof.

FIG. 4 is a right side elevational view thereof, with the left side elevational view being a mirror image of FIG. 4.

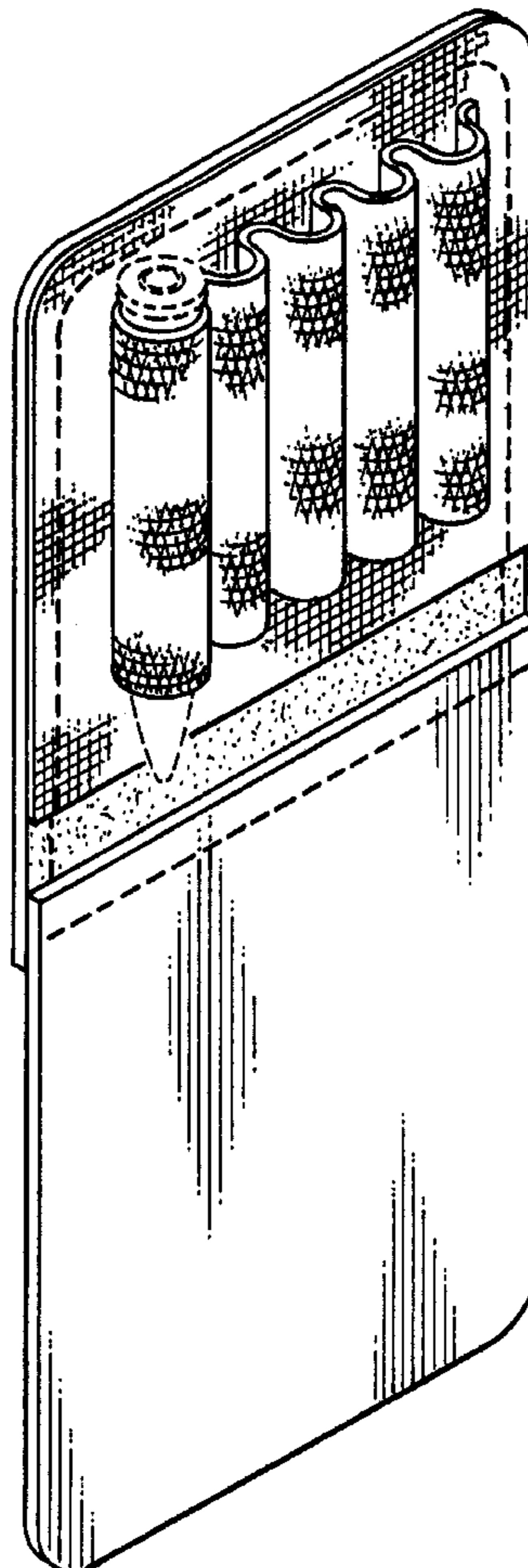
FIG. 5 is a top plan view thereof.

FIG. 6 is a rear elevational view thereof; and,

FIG. 7 is a bottom plan view thereof.

The broken line showing of environment in FIG. 1 is for illustrative purposes only and forms no part of the claimed design.

**1 Claim, 3 Drawing Sheets**



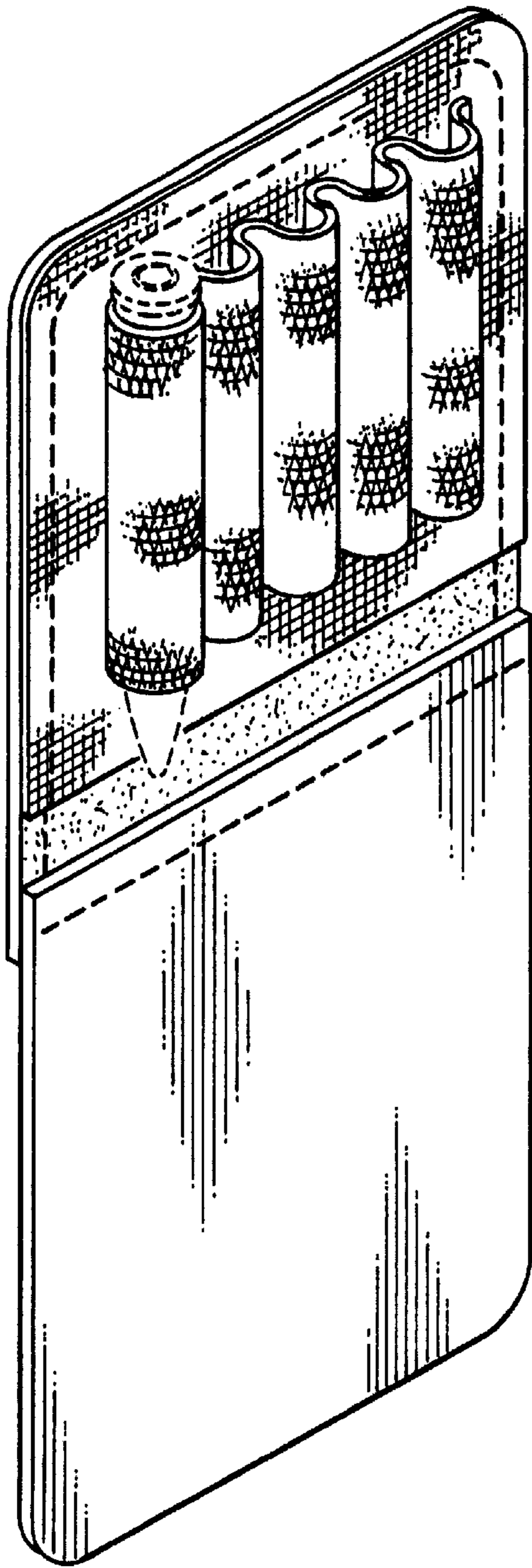


Fig. 1

Fig. 2

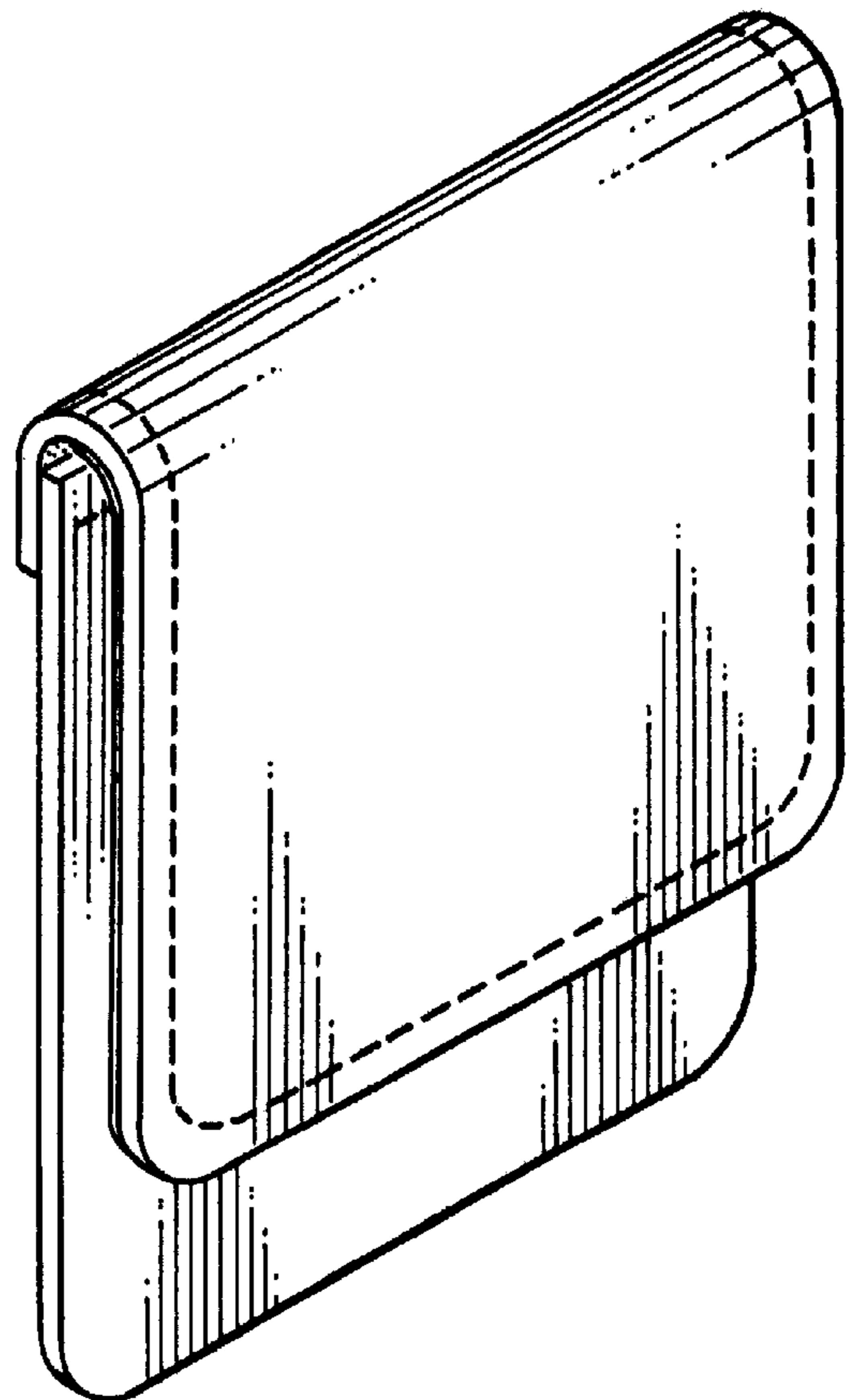


Fig. 5



Fig. 4

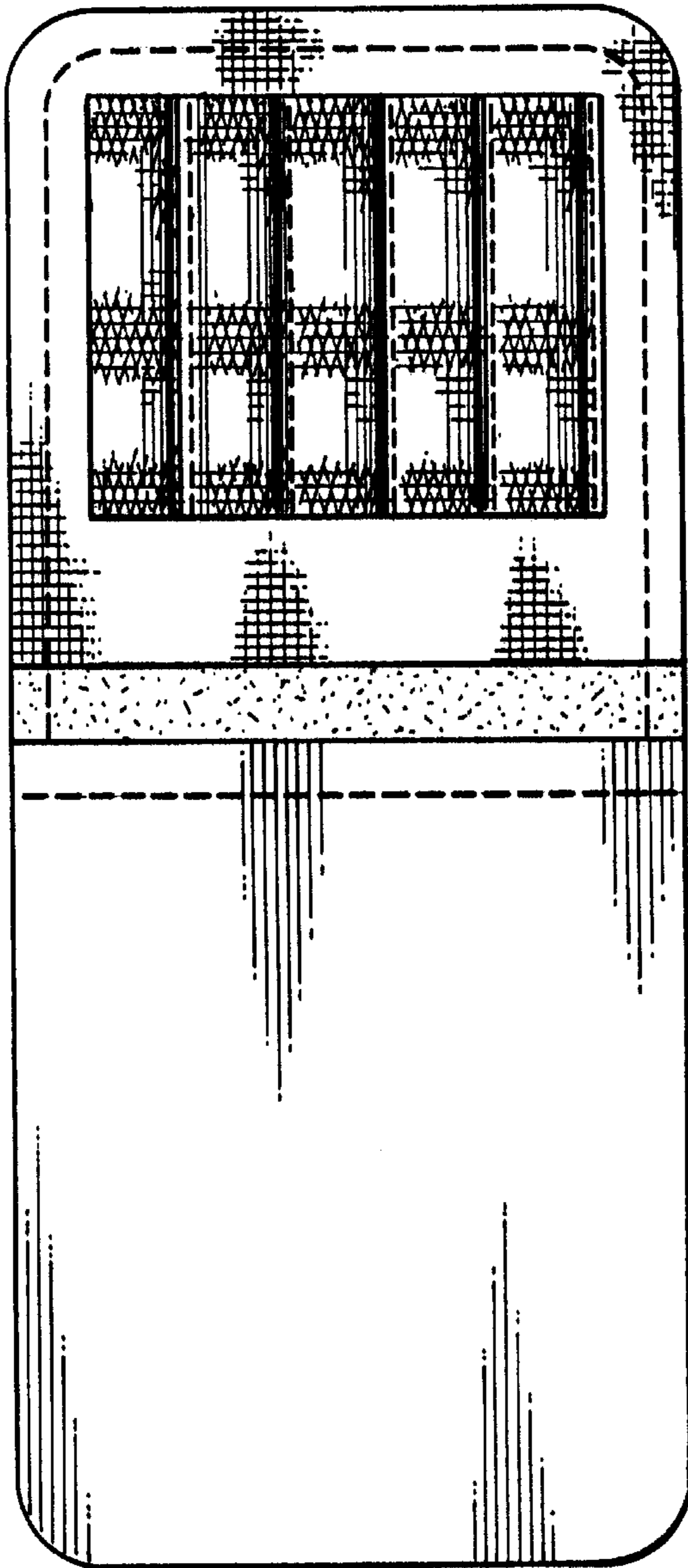


Fig. 3

Fig. 6

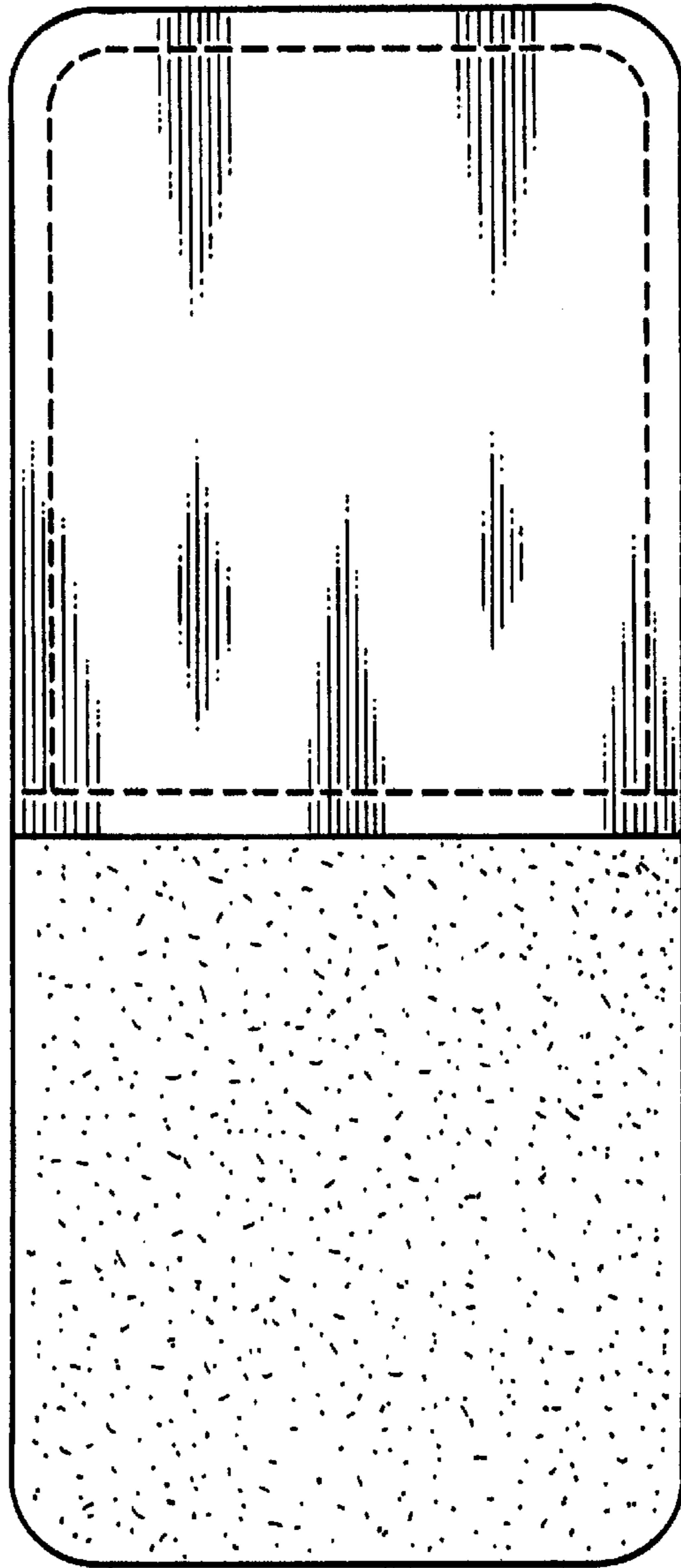


Fig. 7