



US00D410325S

United States Patent [19]

Favreau et al.

[11] Patent Number: Des. 410,325

[45] Date of Patent: ** Jun. 1, 1999

[54] TREAD SURFACE AND PERIPHERY OF A FOOTWEAR UNIT SOLE

[75] Inventors: Christopher D. Favreau, North Brookfield; Duane J. Robinson, West Brookfield, both of Mass.; Rucky Zambrano, Milan, Italy

[73] Assignee: Vibram, S.p.A., Italy

[**] Term: 14 Years

[21] Appl. No.: 29/091,997

[22] Filed: Aug. 11, 1998

Related U.S. Application Data

[63] Continuation-in-part of application No. 29/083,290, Jan. 28, 1998, abandoned.

[51] LOC (6) Cl. 02-04

[52] U.S. Cl. D2/954; D2/957

[58] Field of Search D2/897, 902, 906, D2/908, 914, 916, 919, 946-960, 962, 964; D12/147; 36/85, 101, 103, 104, 106, 113-115, 124, 126, 127-130, 3 B, 11.5, 12-15, 22 R, 25 R, 30 R, 32 R, 32 A, 33, 172

[56] References Cited

U.S. PATENT DOCUMENTS

- D. 244,642 6/1977 Famolare, Jr. .
- D. 321,589 11/1991 Merk et al. .
- D. 339,675 9/1993 Austin D2/954
- D. 351,935 11/1994 O'Rorke D2/959

- D. 352,157 11/1994 Merceron D2/957
- D. 364,265 11/1995 Murray D2/951
- D. 366,754 2/1996 Valverde D2/954
- D. 379,862 6/1997 Morgan D2/953
- 4,213,255 7/1980 Olberz et al. 36/32 R

Primary Examiner—Celia Murphy
Attorney, Agent, or Firm—Samuels, Gauthier & Stevens

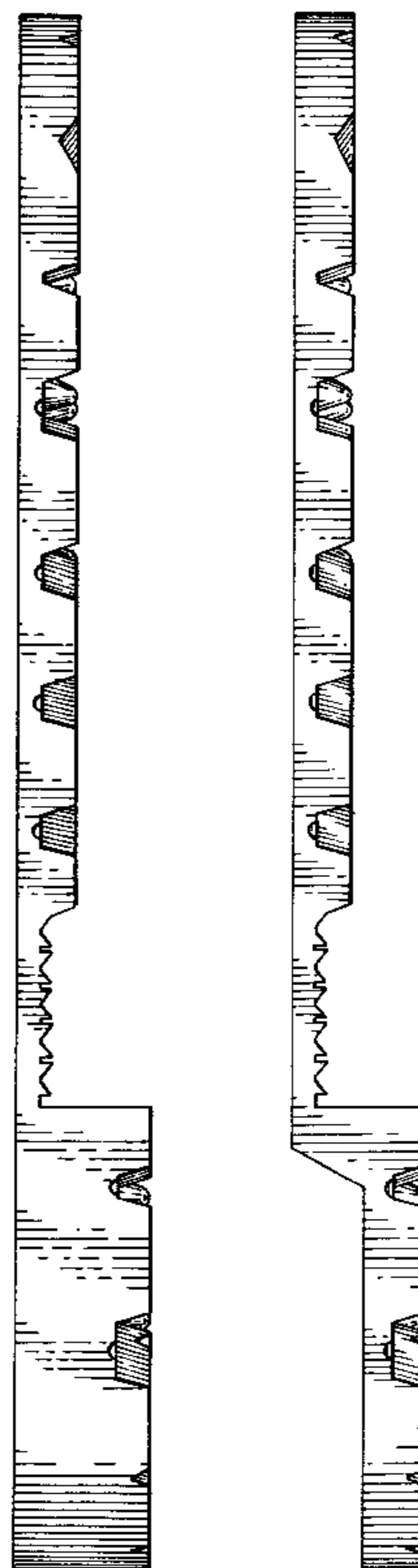
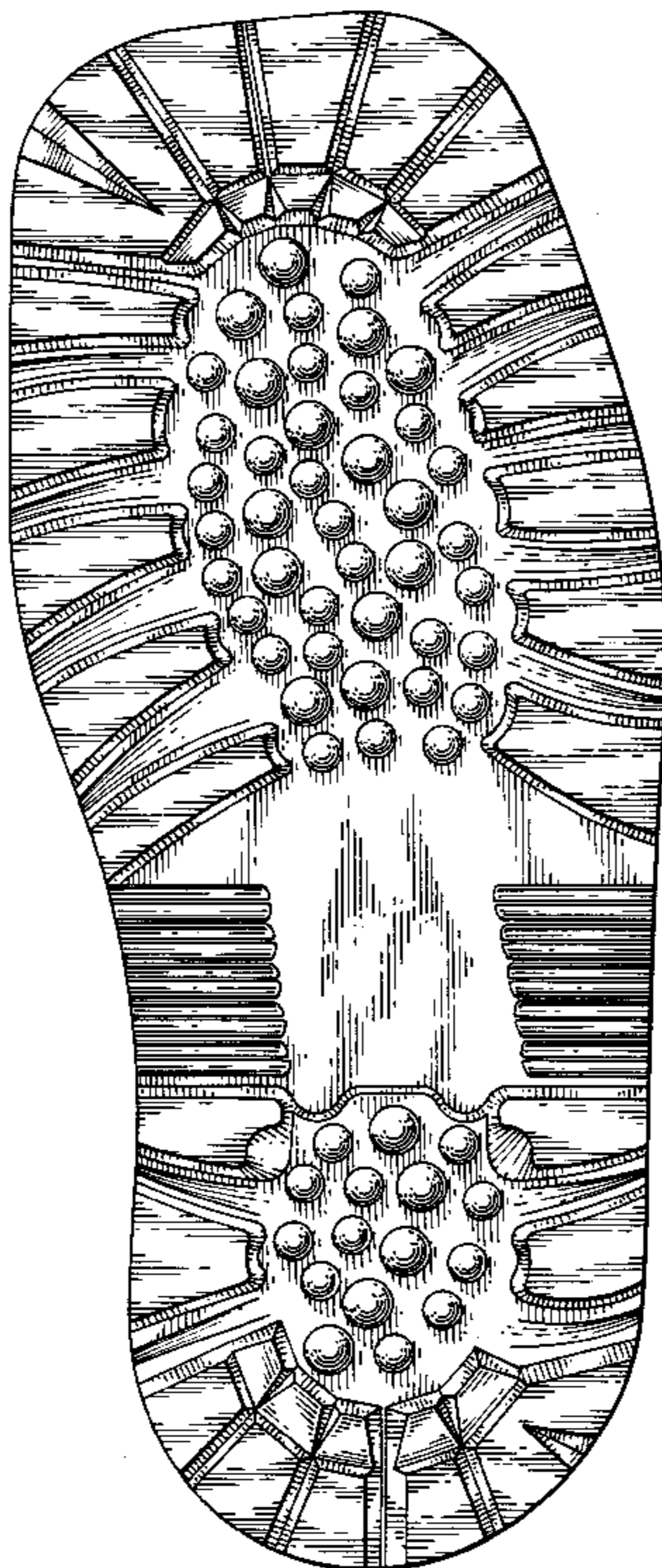
[57] CLAIM

The ornamental design for a tread surface and periphery of a footwear unit sole, as shown and described.

DESCRIPTION

FIG. 1 is a bottom plan view of a tread surface and periphery of a footwear unit sole showing our new design; FIG. 2 is a left elevational view thereof; FIG. 3 is a right elevational view thereof; FIG. 4 is a front elevational view thereof; FIG. 5 is a rear elevational view thereof; FIG. 6 is a left elevational view of a second embodiment of a tread surface and periphery of a footwear unit sole showing our design; FIG. 7 is a right elevational view of the second embodiment; FIG. 8 is a rear elevational view of the second embodiment; FIG. 9 is a left elevational view of a third embodiment of a tread surface and periphery of a footwear unit sole showing our design; FIG. 10 is a right elevational view of the third embodiment; FIG. 11 is a front elevational view of the third embodiment; and, FIG. 12 is a rear elevational view of the third embodiment.

1 Claim, 6 Drawing Sheets



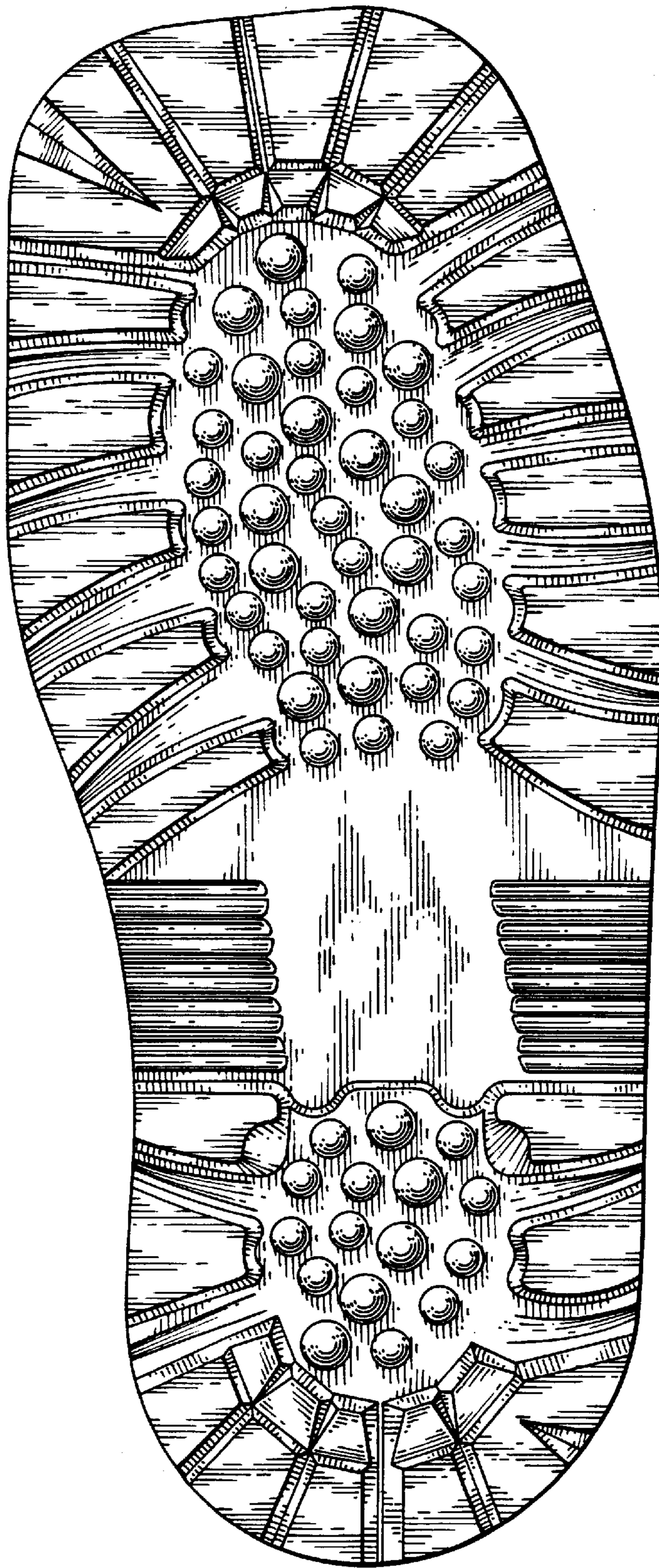


FIG. 1

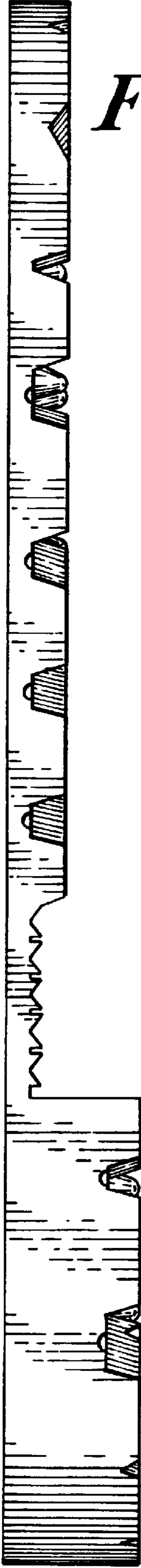
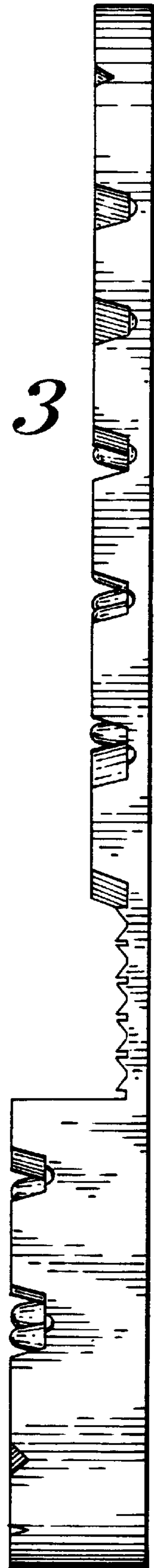


FIG. 2

FIG. 3



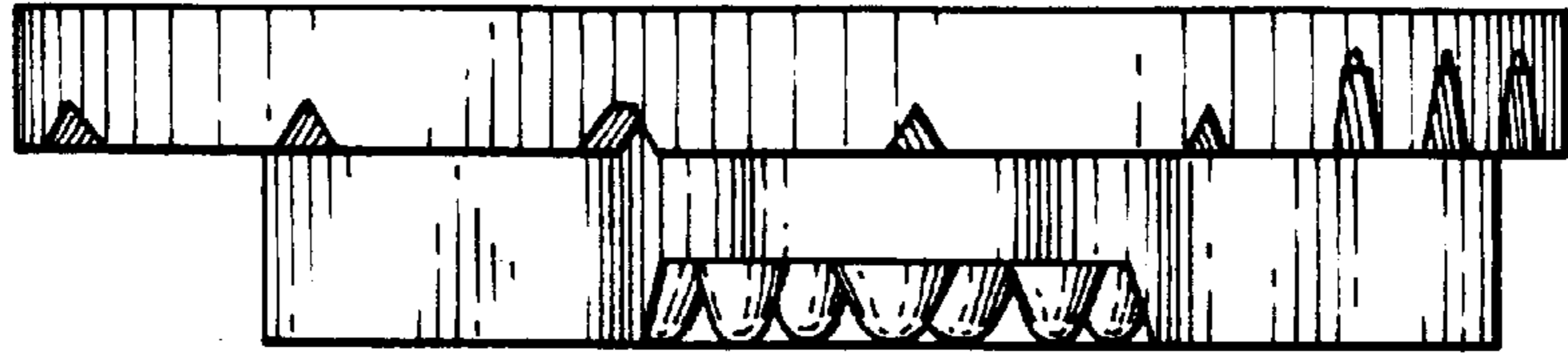


FIG. 4

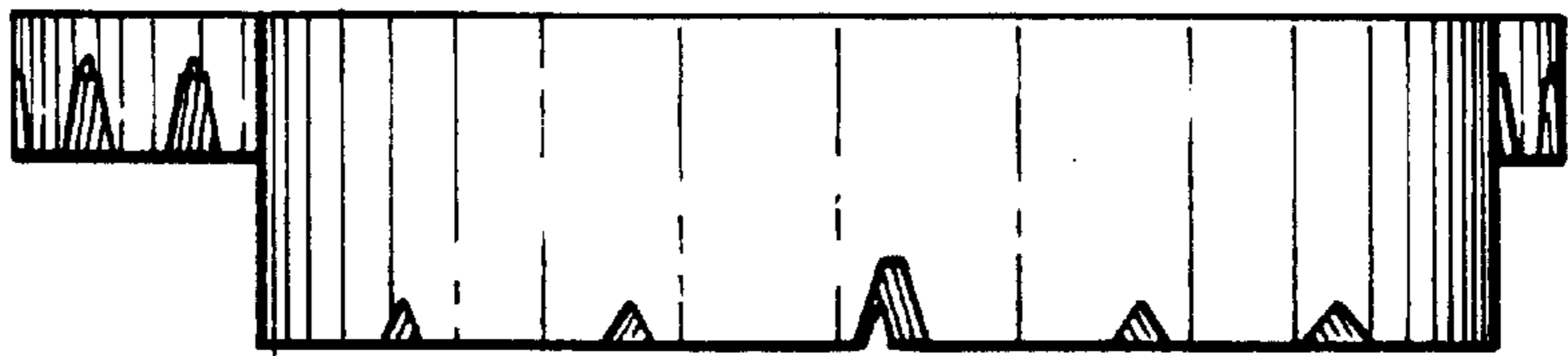


FIG. 5

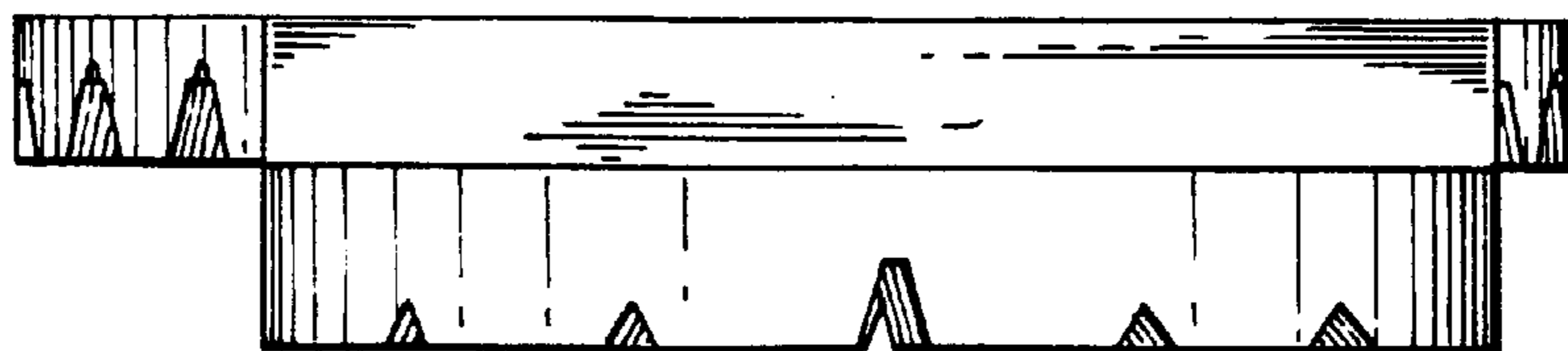


FIG. 8

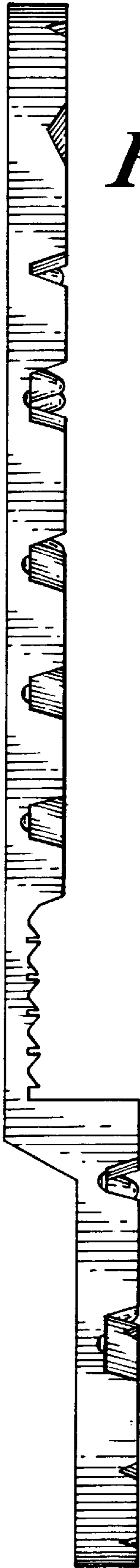


FIG. 6

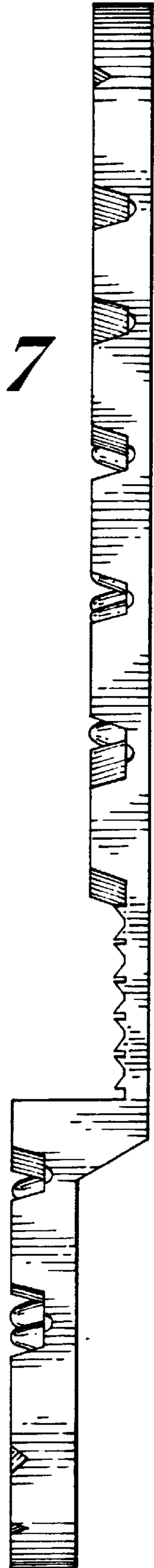


FIG. 7



FIG. 9



FIG. 10




FIG. 11

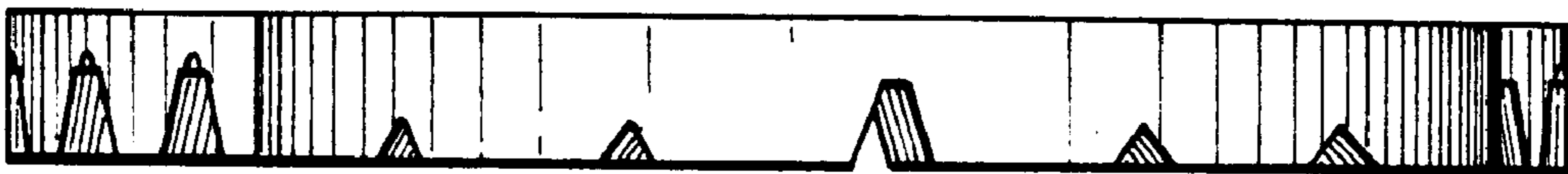


FIG. 12