



US00D410316S

**United States Patent** [19]  
**Reed**

[11] **Patent Number: Des. 410,316**  
[45] **Date of Patent: \*\* Jun. 1, 1999**

[54] **NECKTIE**

[76] **Inventor: Daniel A. Reed, 7410 Jola Dr.,  
Riverside, Calif. 92506**

[\*\*] **Term: 14 Years**

[21] **Appl. No.: 29/076,076**

[22] **Filed: Aug. 21, 1997**

[51] **LOC (6) Cl. .... 02-05**

[52] **U.S. Cl. .... D2/605**

[58] **Field of Search ..... D2/600, 605, 500;  
2/145, 146, 147, 148, 149, 150**

[56] **References Cited**

**U.S. PATENT DOCUMENTS**

D. 150,851	9/1948	Grinoch .....	D2/605
D. 202,975	11/1965	Miller et al. ....	D2/605
D. 239,577	4/1976	Slocum .....	D2/605
D. 299,383	1/1989	Rosenbaum .	
2,887,687	5/1959	Bergheim .....	D2/605 X
3,458,868	8/1969	Smith .....	D2/605 X
3,747,123	7/1973	Miller .	

**OTHER PUBLICATIONS**

Haband's Pleated Necktie, Oct. 26, 1953.

*Primary Examiner*—Paula A. Mortimer

*Attorney, Agent, or Firm*—Casey Heeg

[57] **CLAIM**

I claim the ornamental design of a necktie, as shown and described.

**DESCRIPTION**

FIG. 1 is a perspective view of a necktie showing my new design;

FIG. 2 is a perspective view of the back of the necktie shown in FIG. 1;

FIG. 3 is a horizontal sectional view taken on the line 3—3 of FIG. 1, showing the folds of the necktie and its inner lining;

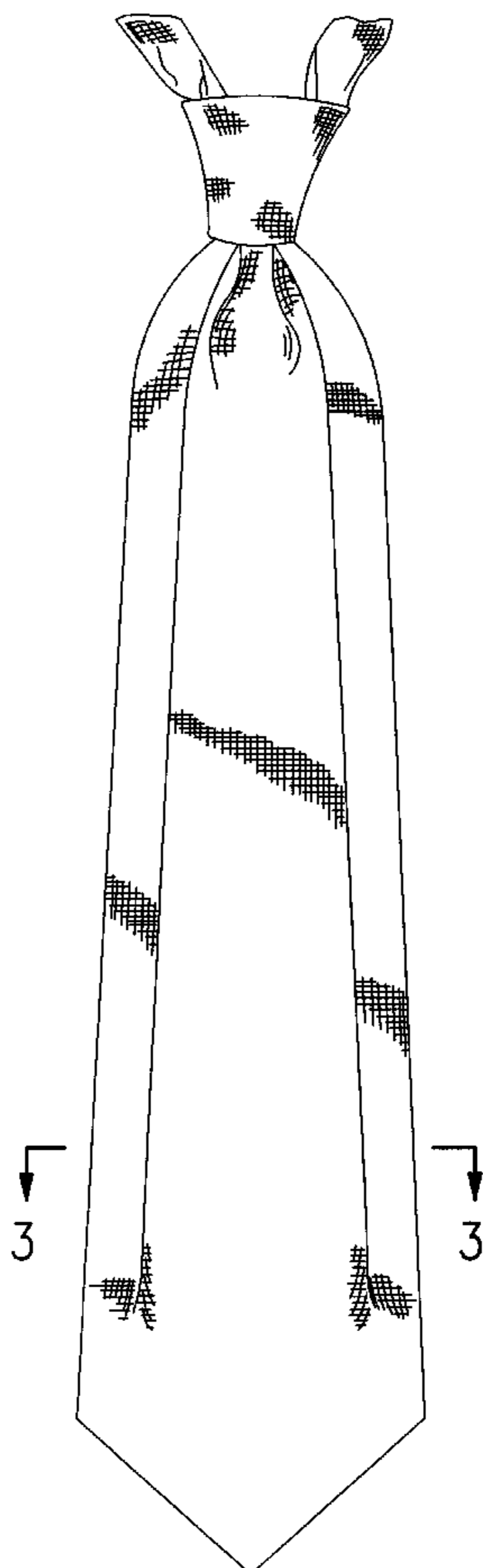
FIG. 4 is a perspective view of a second embodiment of the necktie shown in FIG. 1;

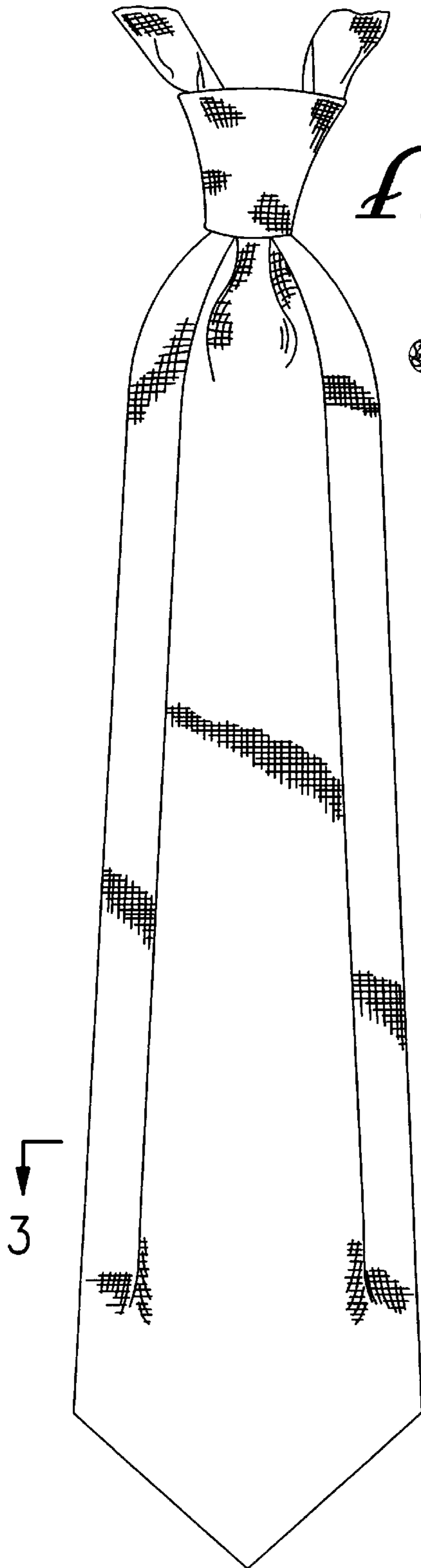
FIG. 5 is a horizontal sectional view taken on the line 5—5 of FIG. 4, showing the folds of the necktie and its inner lining; and,

FIG. 6 is a perspective view of the back of the necktie shown in FIG. 4.

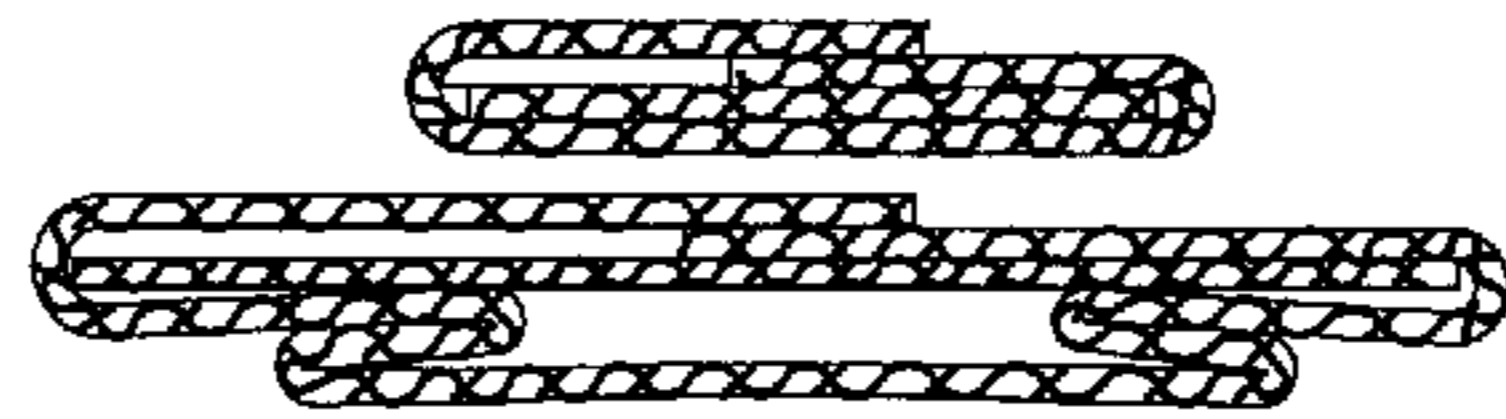
The necktie is shown in FIGS. 1, 2, 4 and 6 as it appears when tied about the neck of a wearer, with the neckstrap broken away for convenience of illustration.

**1 Claim, 2 Drawing Sheets**



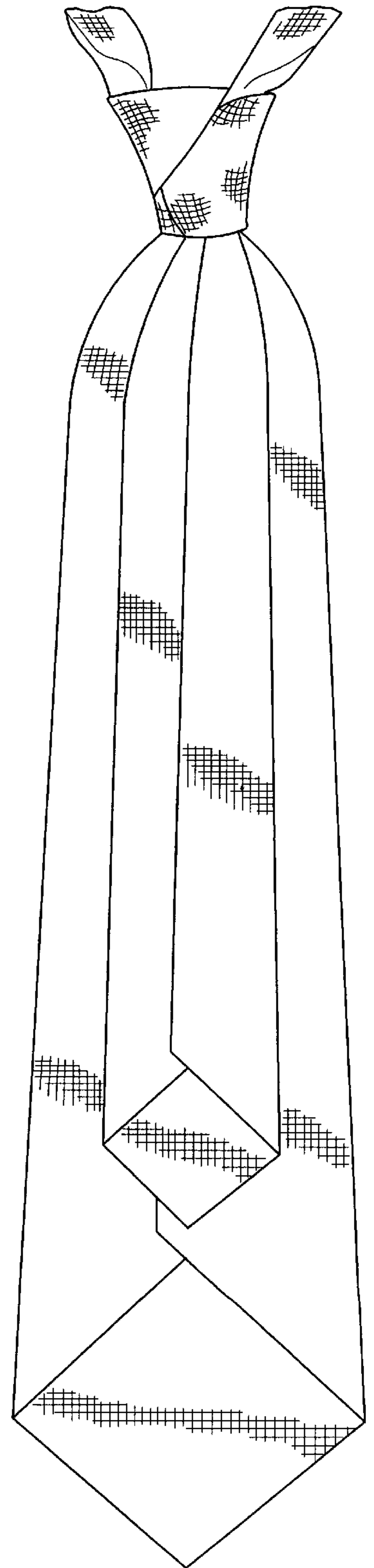


*FIG. 1*



*FIG. 3*

*FIG. 2*



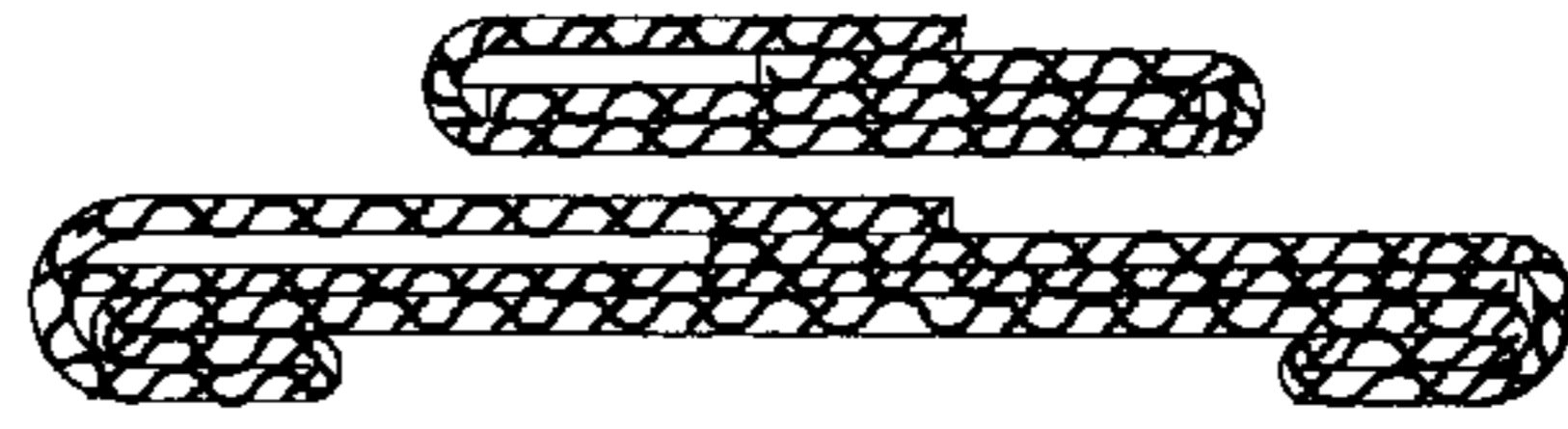
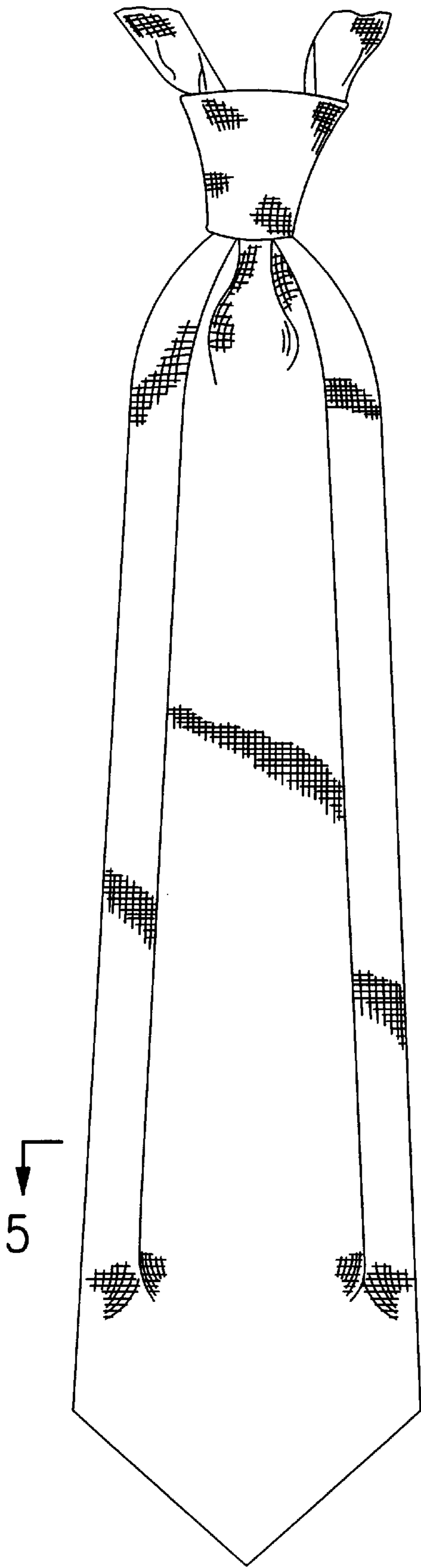


FIG. 5



FIG. 6

FIG. 4