



US00D410308S

United States Patent [19]
Tintelnot

[11] **Patent Number: Des. 410,308**

[45] **Date of Patent: ** May 25, 1999**

[54] **SCRUBBING PAD**

[75] Inventor: **Carl-Uwe Tintelnot**, Weinheim, Germany

[73] Assignee: **Vileda GmbH**, Weinheim, Germany

[**] Term: **14 Years**

[21] Appl. No.: **29/085,968**

[22] Filed: **Apr. 1, 1998**

[51] **LOC (6) Cl.** **08-05**

[52] **U.S. Cl.** **D32/40**

[58] **Field of Search** D32/35, 40; 15/320.4, 15/244.1, 244.4

[56] **References Cited**

U.S. PATENT DOCUMENTS

D. 291,258	8/1987	Greer, Sr.	D32/40
D. 300,478	3/1989	Hoyt	D32/40
D. 379,697	6/1997	Freudenberg et al.	D32/40
3,377,643	4/1968	Teng et al. .	
3,570,036	3/1971	Gilchrist et al. .	

Primary Examiner—Susan J. Lucas
Assistant Examiner—Cynthia E. Ramirez

Attorney, Agent, or Firm—Fulbright and Jaworski, LLP

[57] **CLAIM**

A design for a scrubbing pad, as shown and described.

DESCRIPTION

FIG. 1 is a perspective view of a scrubbing pad showing my new invention;

FIG. 2 is a side view of the scrubbing pad of FIG. 1, with the other side being a mirror image thereof.

FIG. 3 is an end view of the scrubbing pad of FIG. 1, the other end being a mirror image thereof.

FIG. 4 is a plan view of the scrubbing pad of FIG. 1.

FIG. 5 is a bottom view of the scrubbing pad of FIG. 1.

FIG. 6 is a side view of the scrubbing pad of FIG. 6, the other side being a mirror image thereof.

FIG. 7 is a side view of the scrubbing pad of FIG. 6, the other side being a mirror image thereof; and,

FIG. 8 is an end view of the scrubbing pad of FIG. 6, the other end being a mirror image thereof.

FIG. 9 is a plan view of the scrubbing pad of FIG. 6; and,

FIG. 10 is a bottom plan view of the scrubbing pad of FIG. 6.

1 Claim, 4 Drawing Sheets

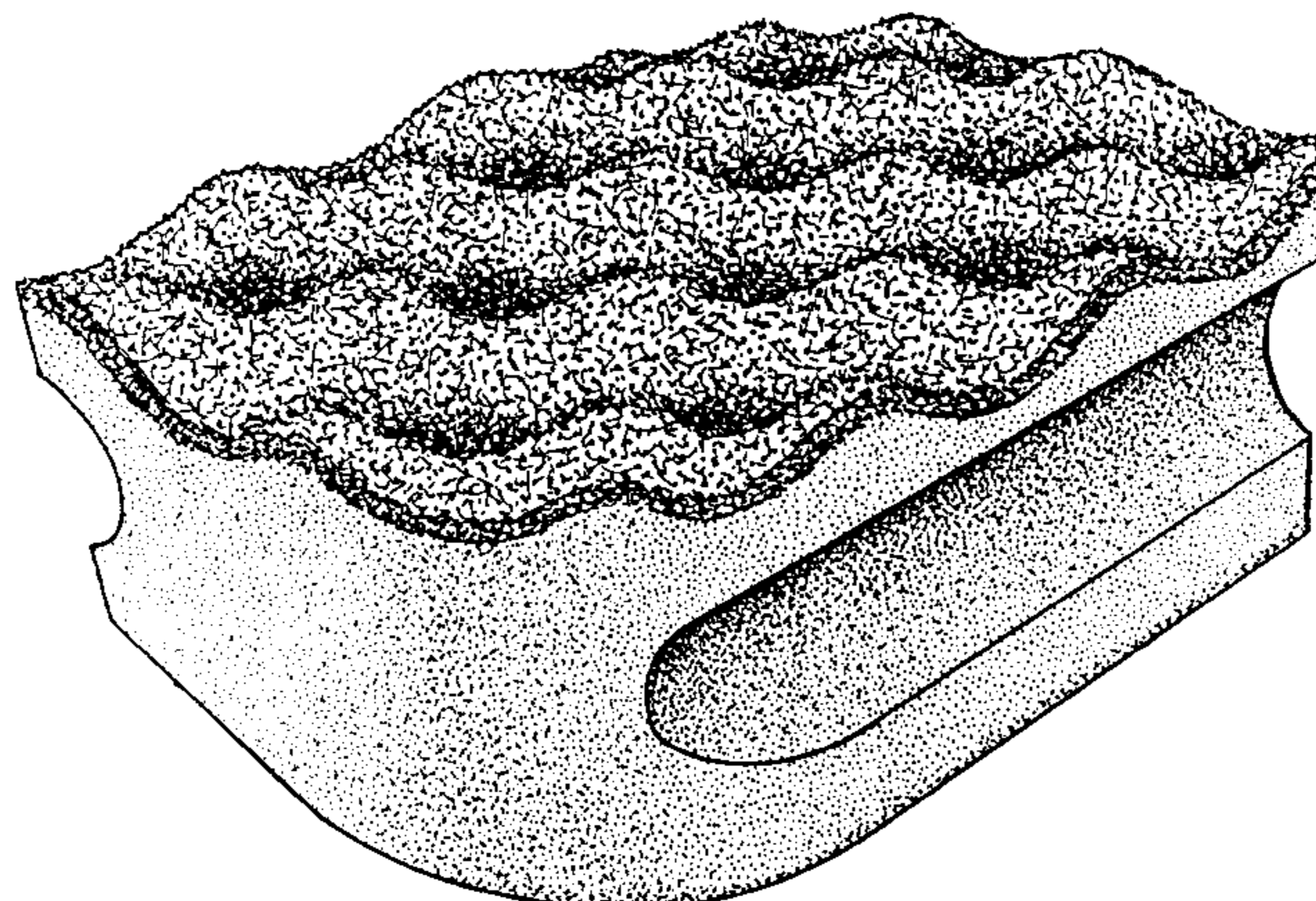
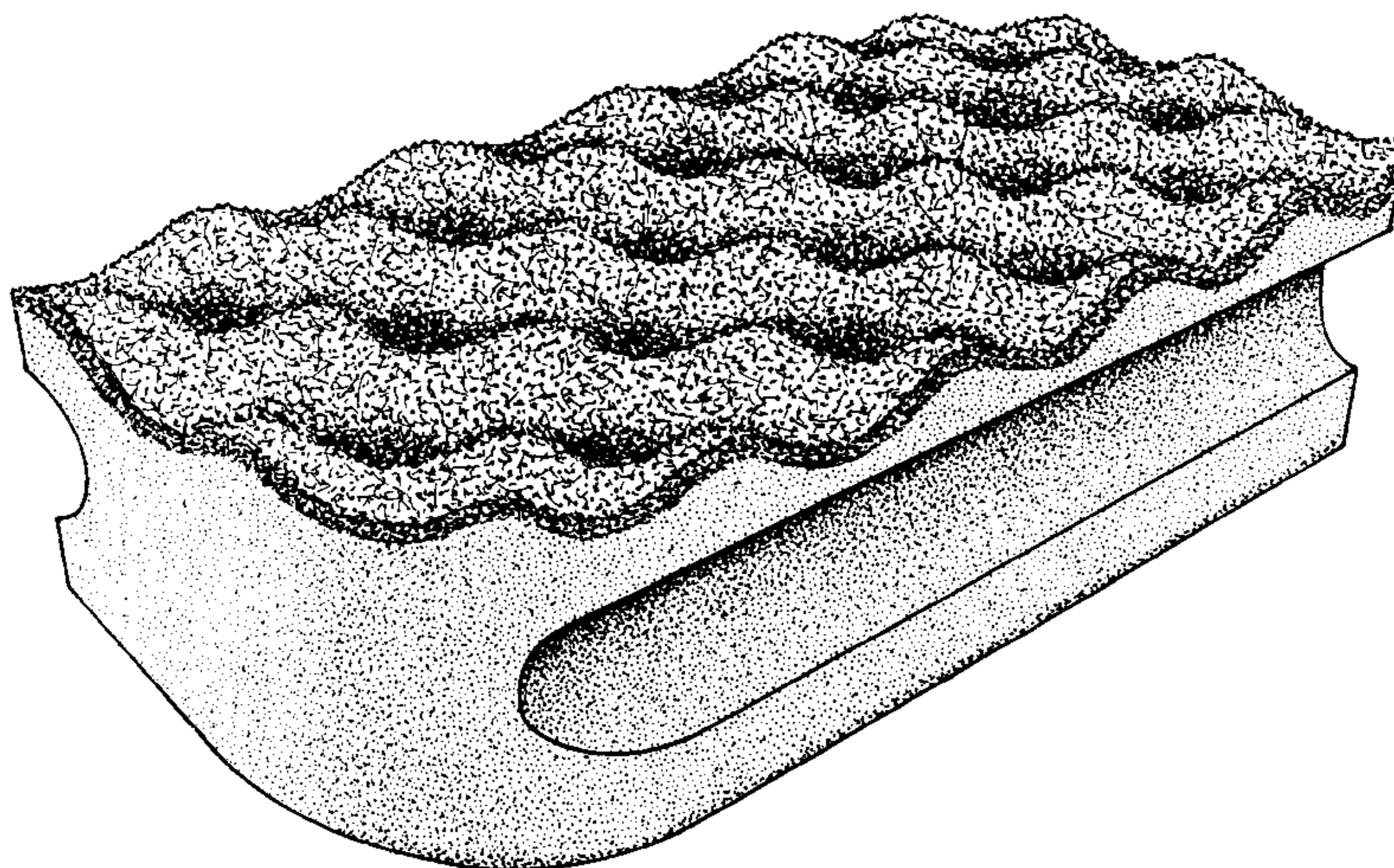


FIG. 1

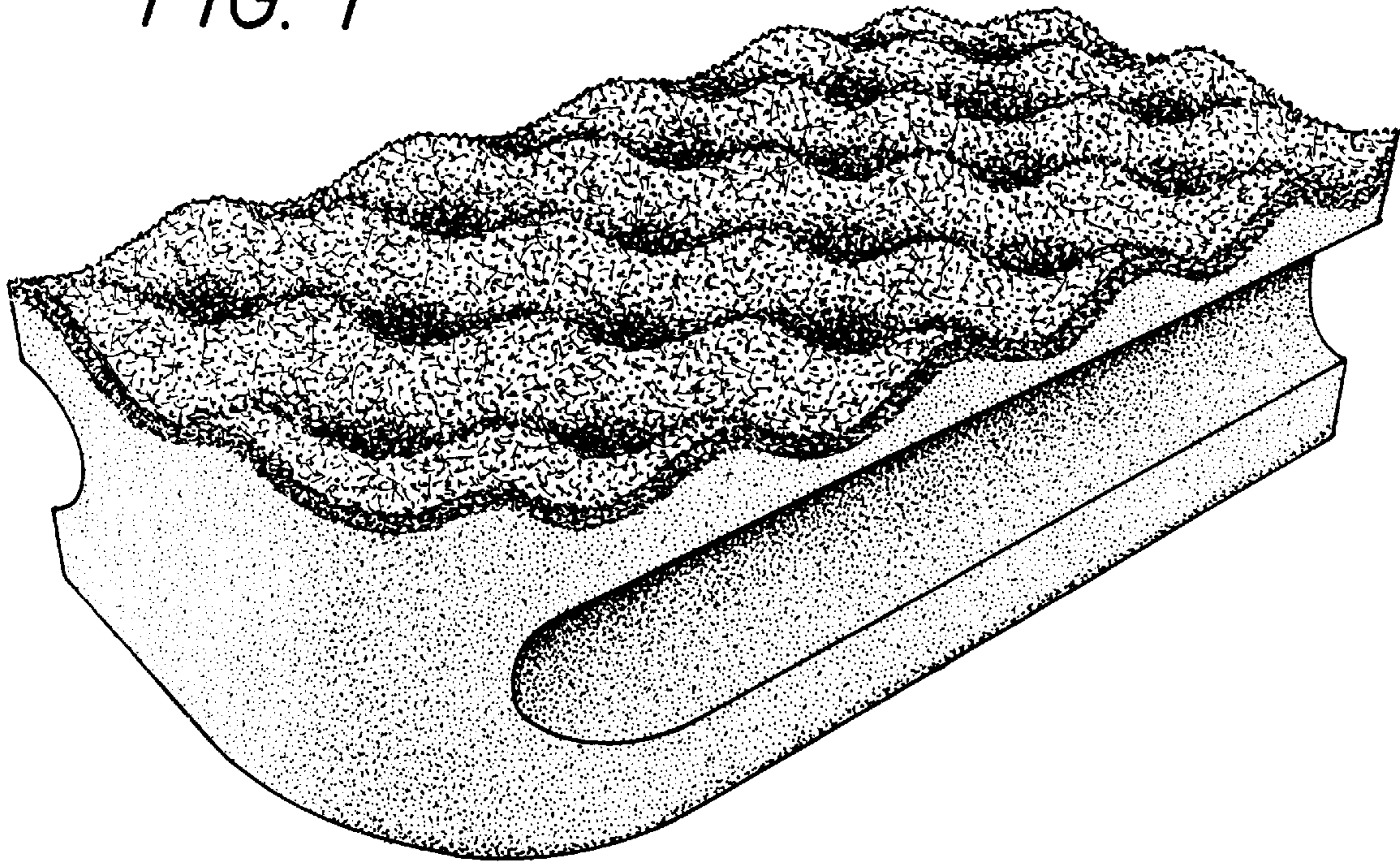


FIG. 2

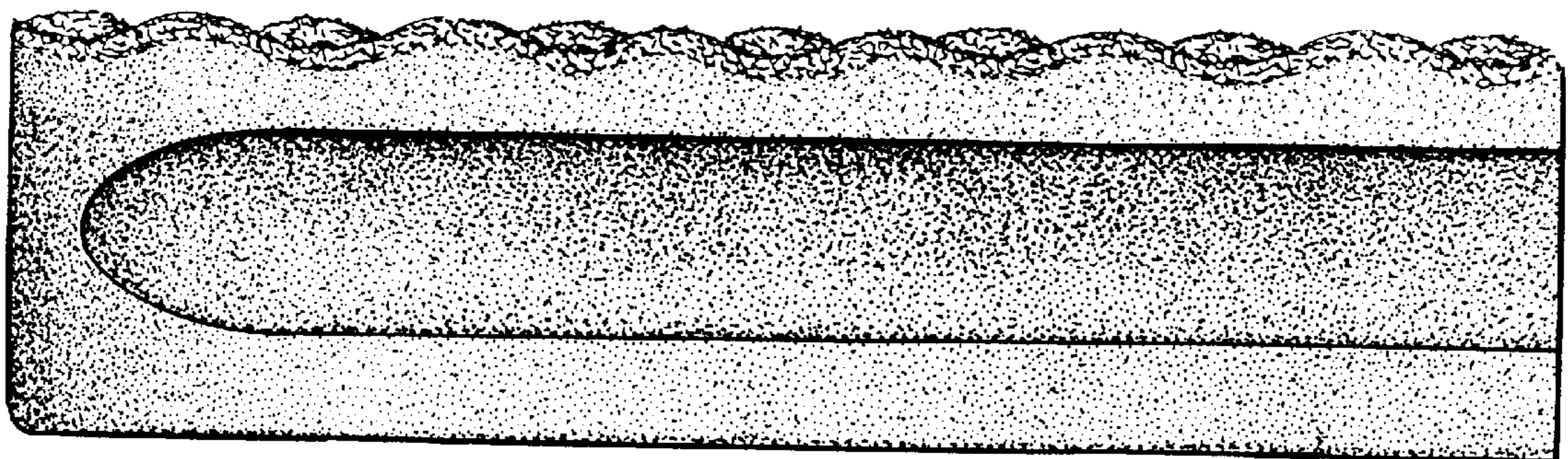


FIG. 3




FIG. 4




FIG. 5




FIG. 6

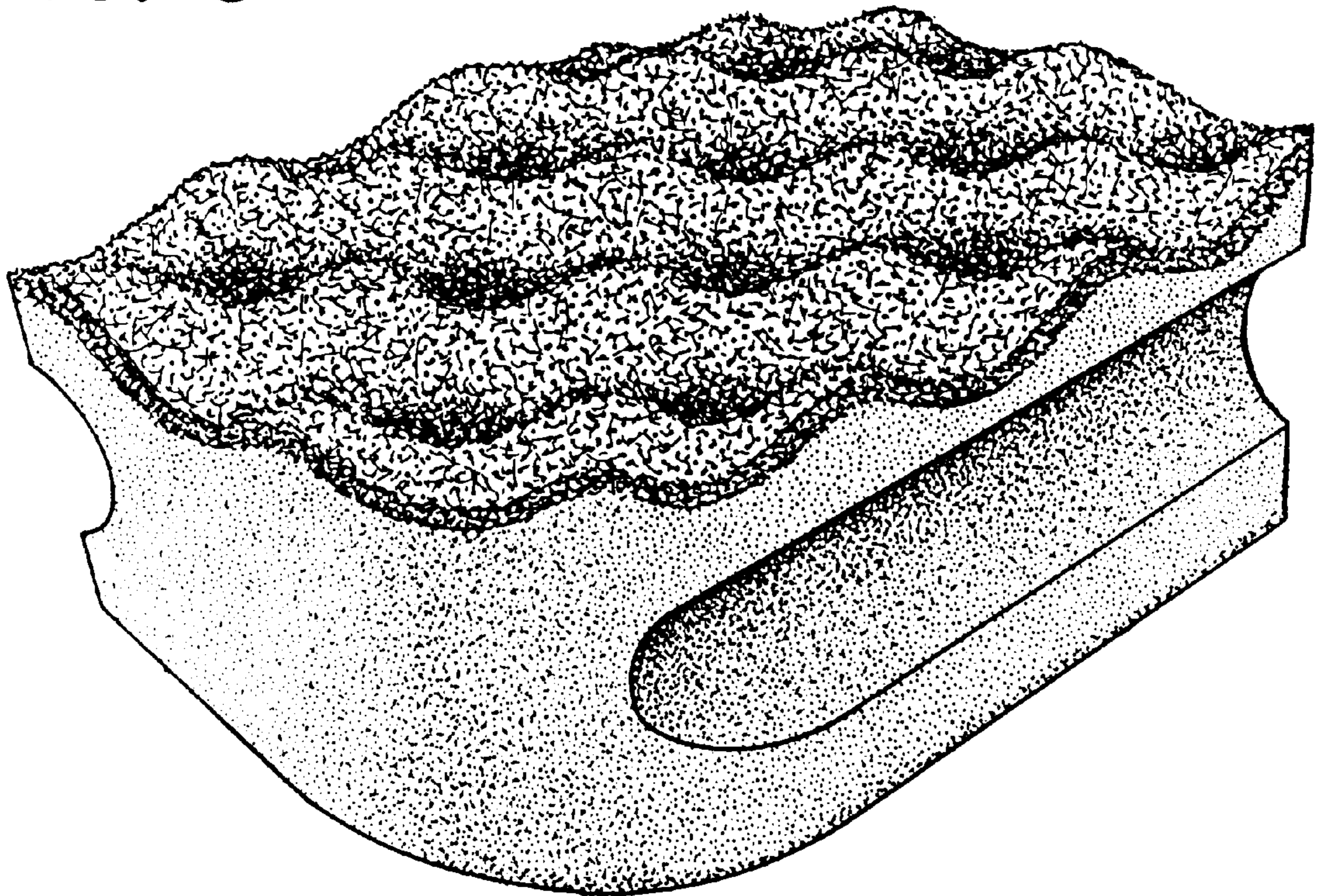


FIG. 7




FIG. 8




FIG. 9

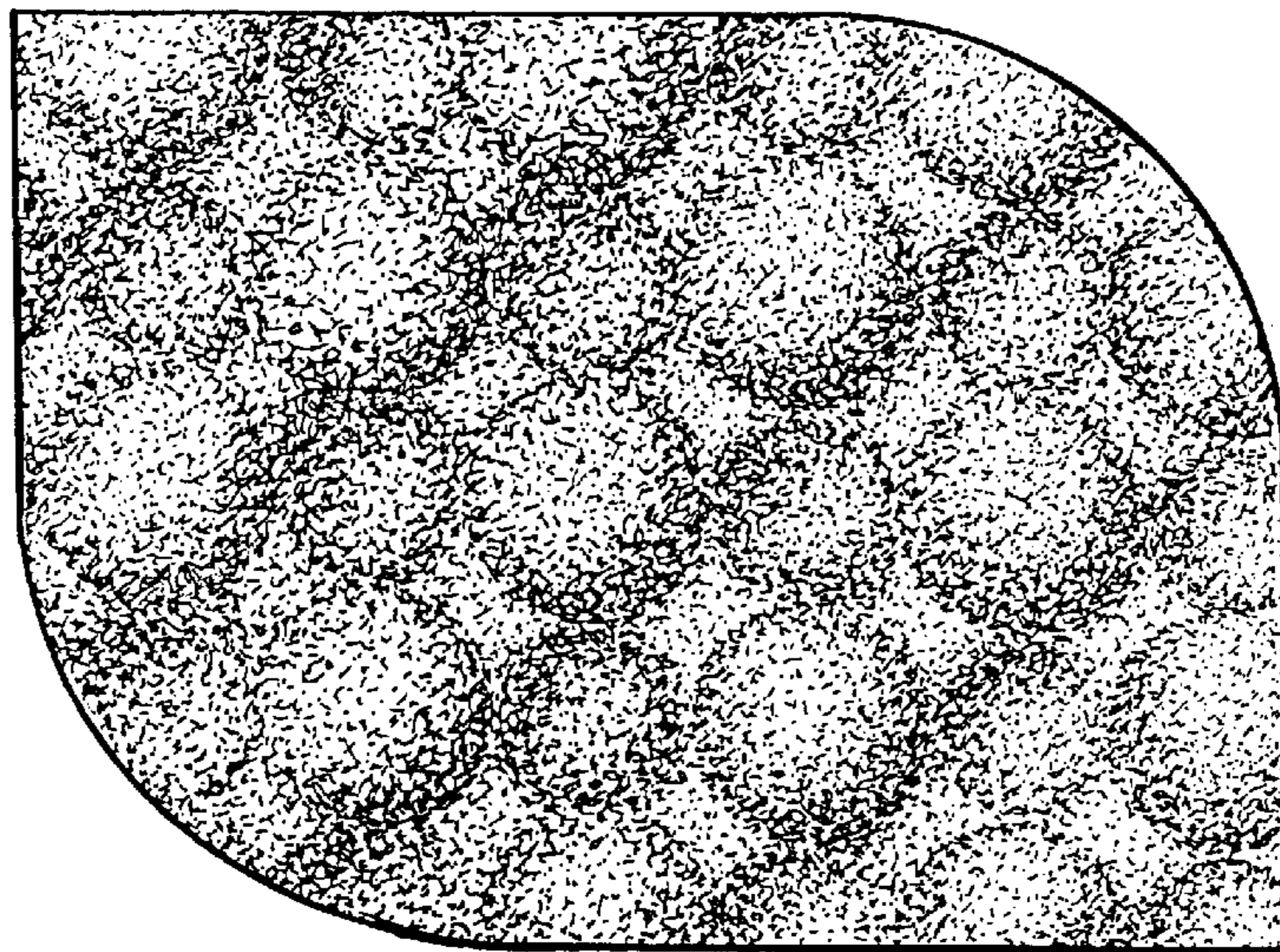



FIG. 10



UNITED STATES PATENT AND TRADEMARK OFFICE
CERTIFICATE OF CORRECTION

PATENT NO. : Des. 410, 308
DATED : May 25, 1999
INVENTOR(S) : Carl-Uwe Tintelnot

It is certified that error appears in the above-identified patent and that said Letters Patent are hereby corrected as shown below:

In cover page, in the section titled Description, line 9, delete the Fig. 6 description and insert - - Figure 6 is a perspective view of an alternate embodiment of the scrubbing pad - -.

In cover page, in the section titled Description, line 16, delete "plan".

In cover page, in the section titled Description, line 12, delete "and".

In cover page, in the section titled Description, line 15, delete "and".

Signed and Sealed this
Thirtieth Day of May, 2000

Attest:



Q. TODD DICKINSON

Attesting Officer

Director of Patents and Trademarks