



US00D410307S

United States Patent [19]
Douglas

[11] **Patent Number: Des. 410,307**

[45] **Date of Patent: ** May 25, 1999**

[54] **LID FOR A HAMPER**

[75] Inventor: **Patrick Douglas**, Wooster, Ohio

[73] Assignee: **Rubbermaid Incorporated**, Wooster, Ohio

[**] Term: **14 Years**

[21] Appl. No.: **29/088,423**

[22] Filed: **May 22, 1998**

[51] **LOC (6) Cl.** **07-07**

[52] **U.S. Cl.** **D32/37; D34/11**

[58] **Field of Search** **D34/1, 10, 11;**
220/908, 263, 252; D32/37

[56] **References Cited**

U.S. PATENT DOCUMENTS

D. 255,761	7/1980	Bogner	D32/37
D. 265,261	6/1982	Gerber	D32/37
D. 342,365	12/1993	Conaway et al.	D32/37
D. 344,167	2/1994	Hobson et al.	D32/37
D. 344,823	3/1994	Wilgus et al.	D32/37
D. 348,127	6/1994	Van Berne	D32/37
D. 362,932	10/1995	Brightbill et al.	D32/37
D. 362,933	10/1995	Calmeise	D32/37
D. 365,901	1/1996	Kowalski et al.	D34/11
D. 384,455	9/1997	O'Neil et al.	D32/37
5,242,074	9/1993	Conaway et al.	220/254

OTHER PUBLICATIONS

Sterilite Corporation, "Laundry Hamper" advertisement, 1 page, (1991); P.O. Box 524, Townsend, MA.
Tucker Housewares, catalog page 36 "Bath Products", (1991); 25 Tucker Drive, Leominster, MA.

Tucker Housewares, catalog page, (1992); 25 Tucker Drive, Leominster, MA.

Curver, catalog page 12, (1991); Takkebijsters 75, Postbus 6810, 4802 HV Breda, The Netherlands.

Dupol-Rubbermaid, GmbH, catalog page 2, (1989); An der Trift 63, D06072 Drieieich, West Germany.

Rubbermaid Incorporated, Home Products Division, catalog page 26, (1990); 1147 Akron Road, Wooster, Ohio.

Primary Examiner—Alan P. Douglas

Assistant Examiner—Robin V. Taylor

Attorney, Agent, or Firm—Renner, Kenner, Greive, Bobak, Taylor & Weber

[57] **CLAIM**

The ornamental design for a lid for a hamper, as shown and described.

DESCRIPTION

FIG. 1 is a front, top, right side perspective view of a lid for a hamper showing my new design;

FIG. 2 is a top plan view thereof;

FIG. 3 is a bottom plan view thereof;

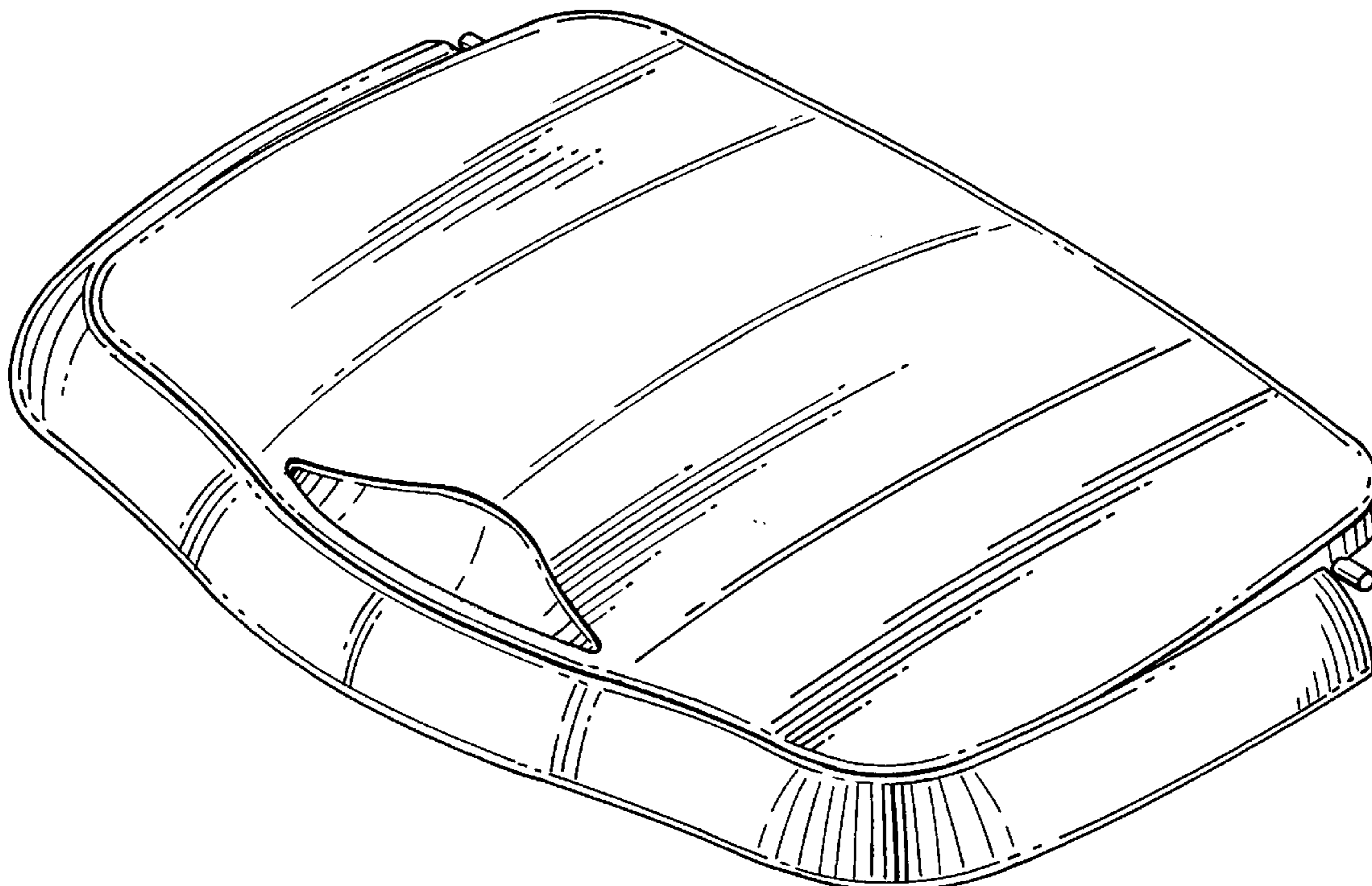
FIG. 4 is a front elevational view thereof;

FIG. 5 is a rear elevational view thereof;

FIG. 6 is a right side elevational view thereof; and,

FIG. 7 is a left side elevational view thereof.

1 Claim, 5 Drawing Sheets



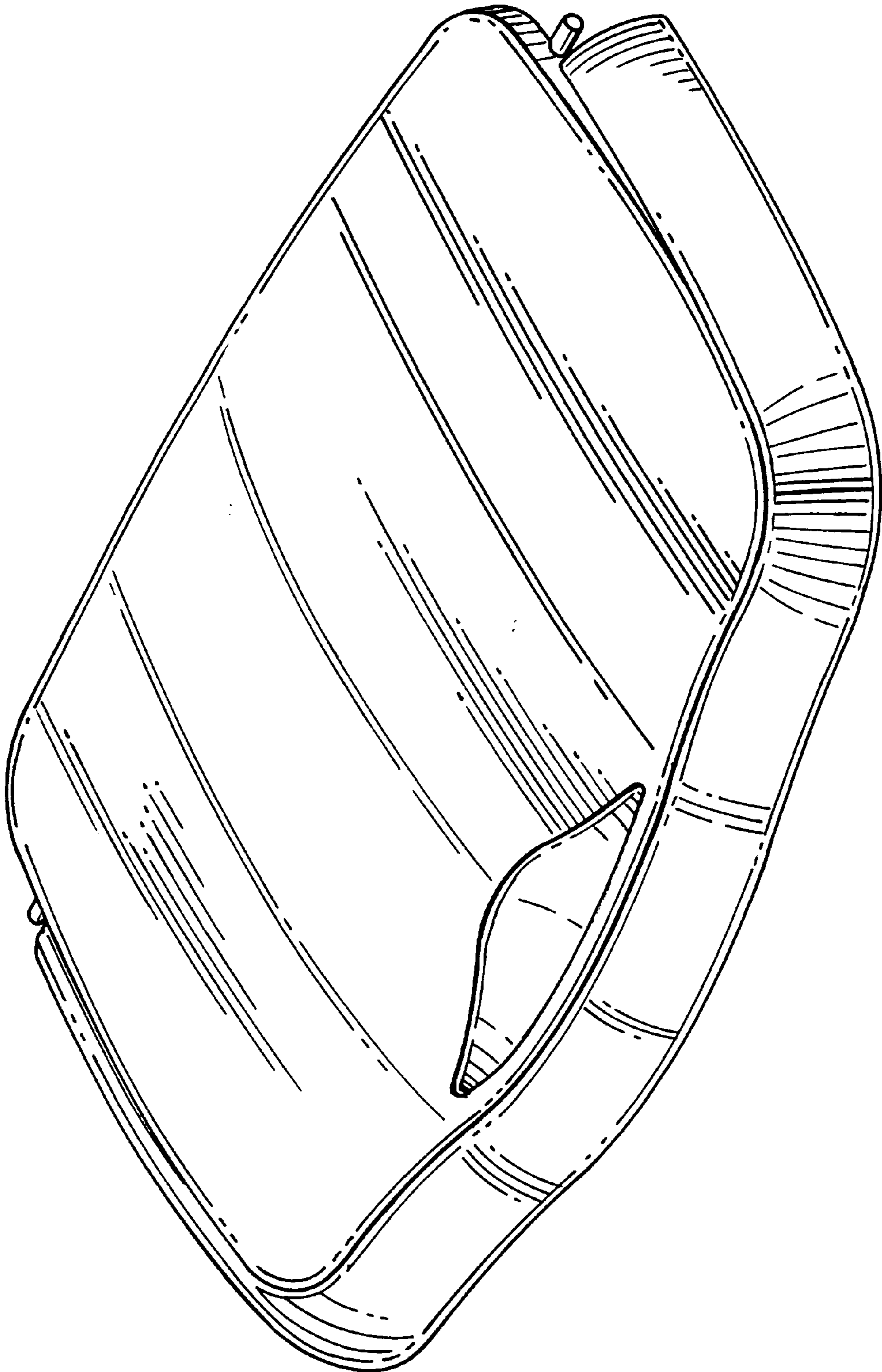


FIG. 1

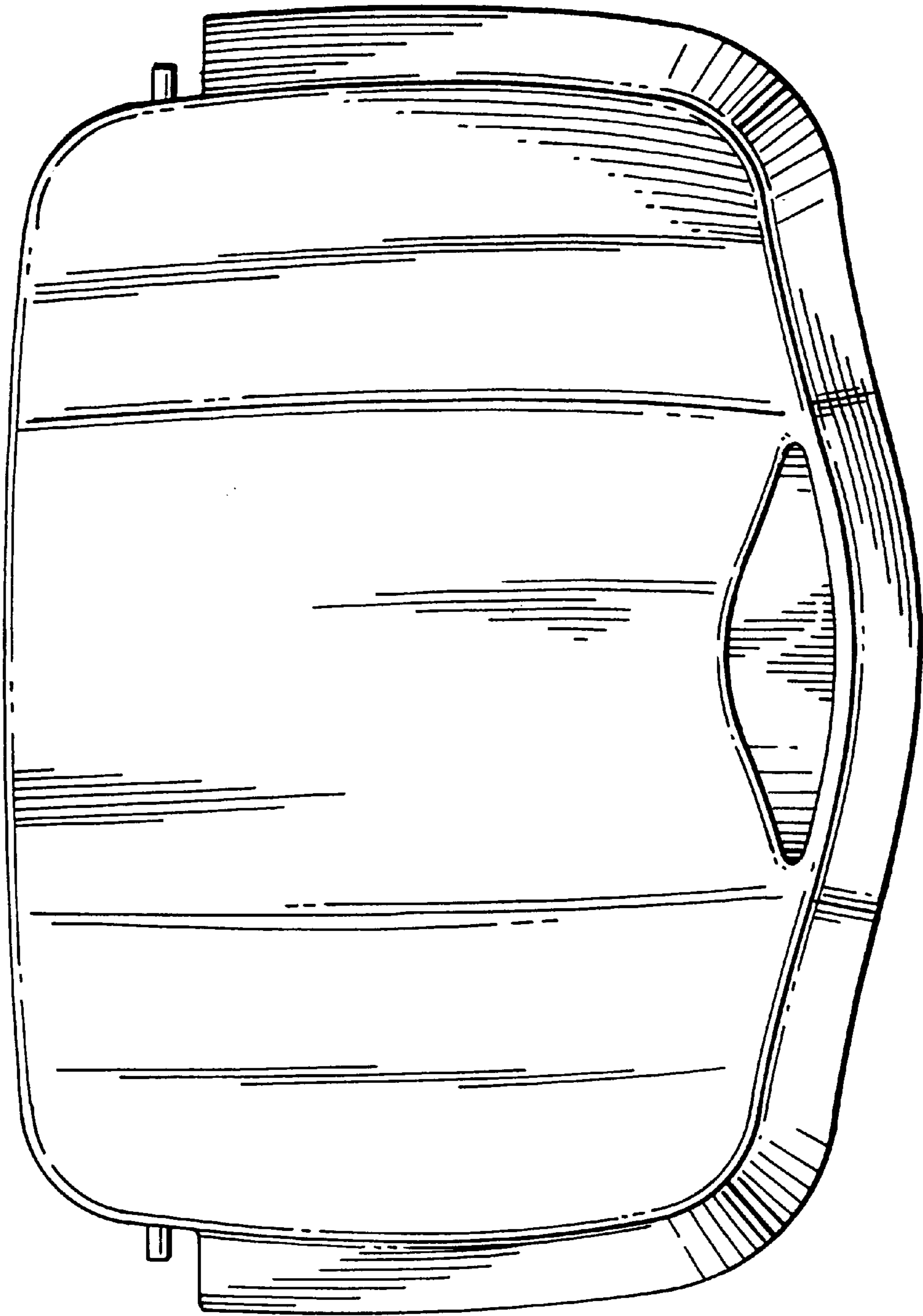


FIG. 2

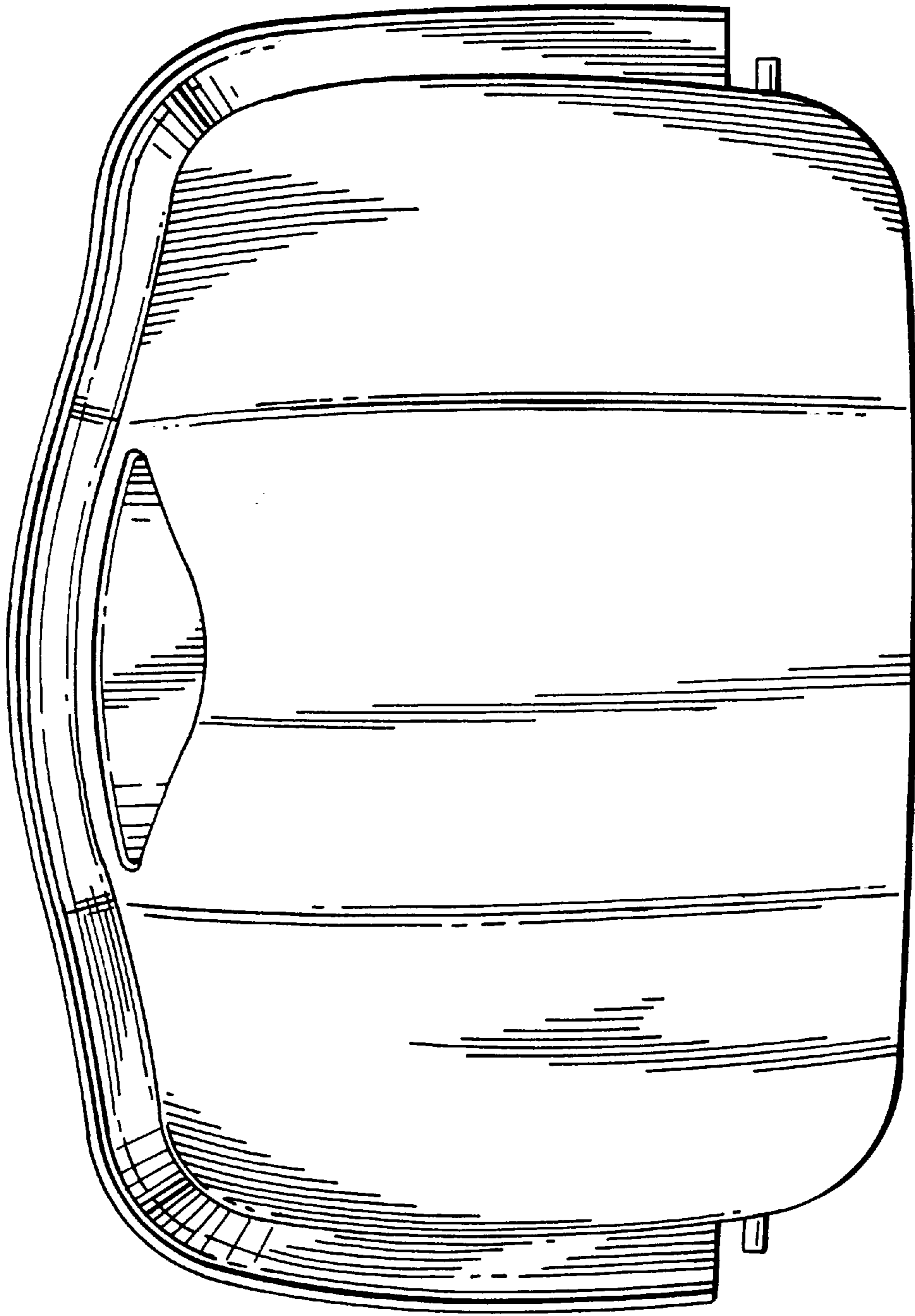


FIG. 3

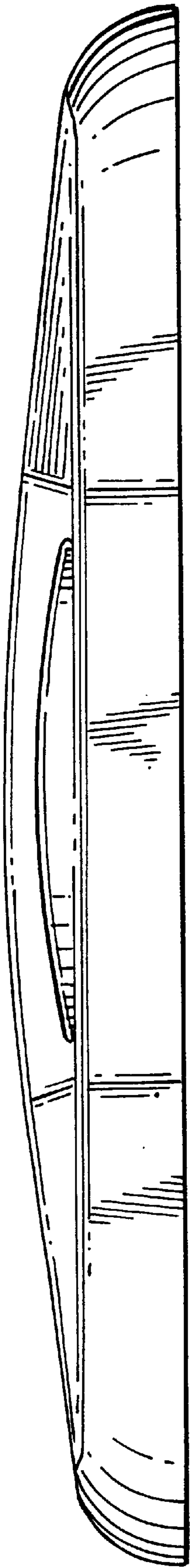


FIG. 4

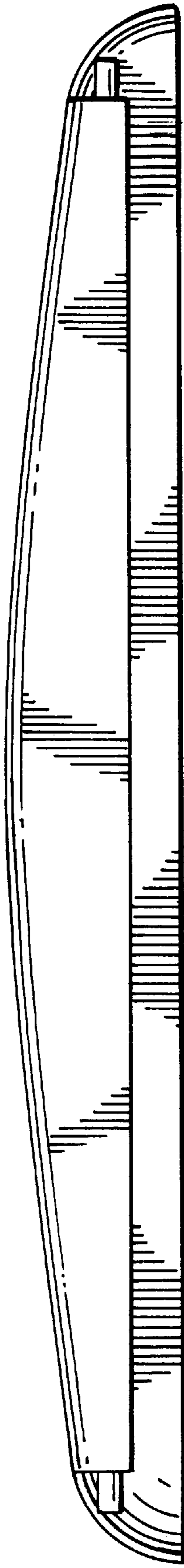


FIG. 5




FIG. 6

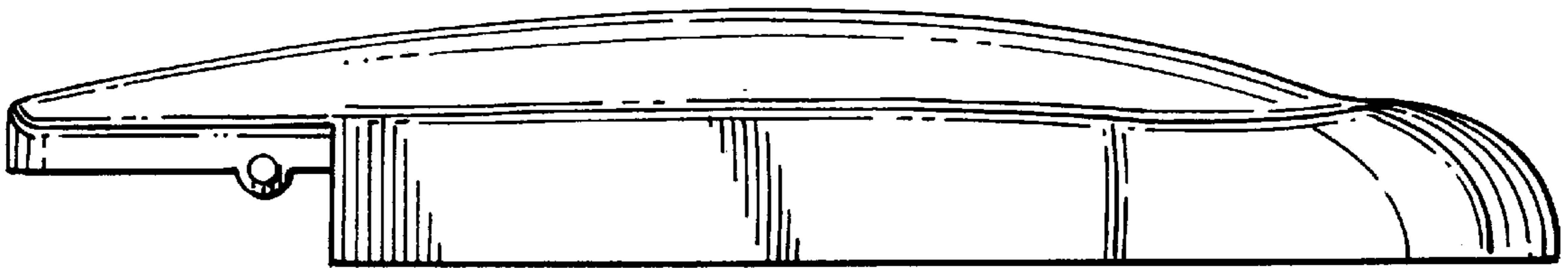


FIG. 7