



US00D410293S

United States Patent [19] Prince

[11] **Patent Number: Des. 410,293**

[45] **Date of Patent: ** May 25, 1999**

[54] **LIGHT HEAD**

[75] Inventor: **Michael D. Prince**, Chicago, Ill.

[73] Assignee: **Milwaukee Electric Tool Corporation**,
Brookfield, Wis.

[**] Term: **14 Years**

[21] Appl. No.: **29/072,142**

[22] Filed: **May 19, 1997**

[51] **LOC (6) Cl.** **26-02**

[52] **U.S. Cl.** **D26/43**

[58] **Field of Search** D26/37-50; 362/157,
362/158, 183-208, 362, 396

[56] **References Cited**

U.S. PATENT DOCUMENTS

D. 315,282 3/1991 Schmidt et al. D8/68

OTHER PUBLICATIONS

Makita 1992 Catalog, p. 14, showing Model ML700 incandescent flashlight.

SKIL Power Tool & Accessory Catalog, p. 61, available prior to May 19, 1996, showing a Model HD2940:71 worklight.

DeWalt Product Specifications Document, available prior to May 19, 1996, showing a Model DW902 cordless flashlight. Photograph of Ryobi Toruque Force Flashlight, Model TFF100, available prior to May 19, 1996.

Primary Examiner—Marcus A. Jackson
Attorney, Agent, or Firm—Michael, Best & Friedrich

[57] **CLAIM**

I claim the ornamental design for a light head, as shown and described.

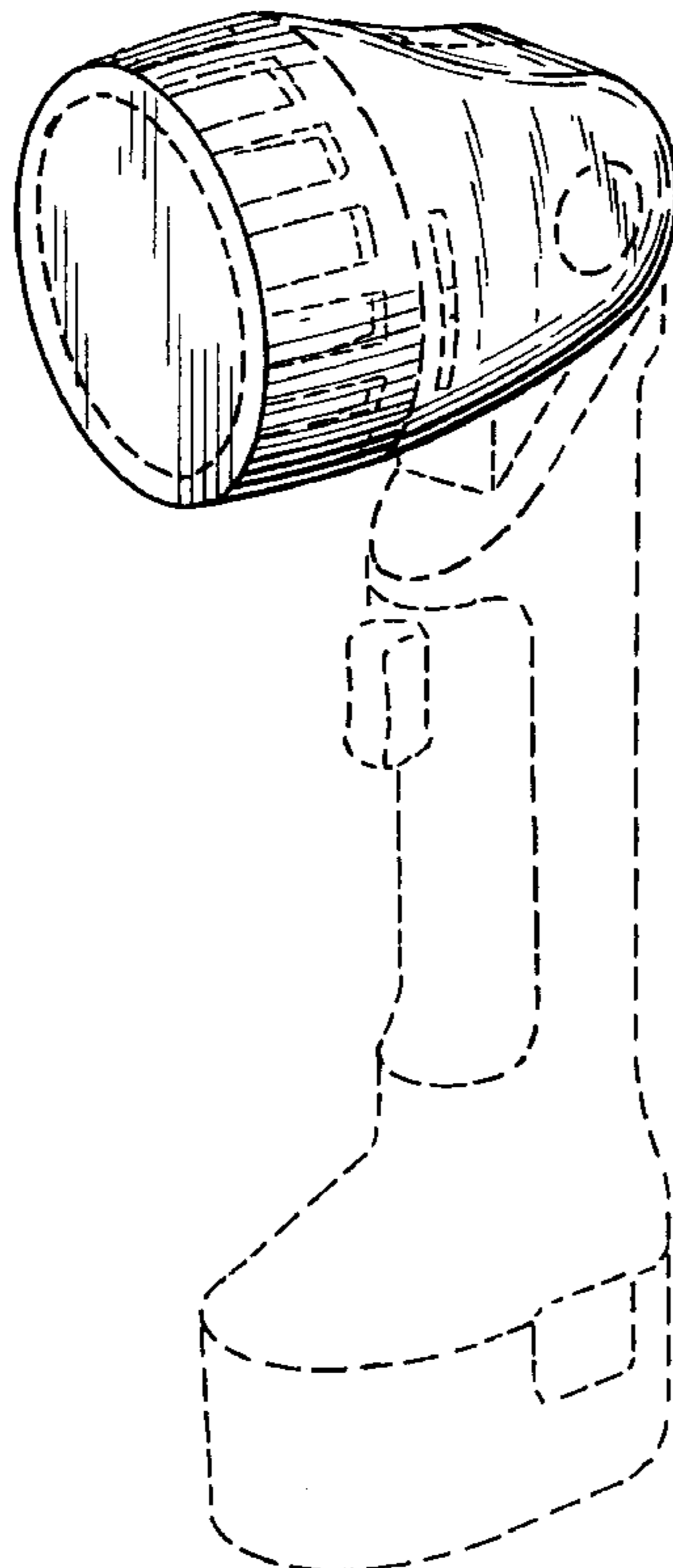
DESCRIPTION

FIG. 1 is a perspective view of a light head embodying the present invention shown mounted on a portable work light. FIG. 2 is a front view of the light head shown in FIG. 1. FIG. 3 is a top view of the light head shown in FIG. 1. FIG. 4 is a right side view of the light head shown FIG. 1; and, FIG. 5 is a rear view of the light head shown in FIG. 1.

The present application is directed to the shape and contour design illustrated in the drawings. The other features of the drawings, specifically the lower body of the work light including the neck portion that supports the light head, are not considered part of the design sought to be patented, and have accordingly been shown in broken lines.

The left side view is a substantial mirror image of FIG. 4. Further, the bottom view of the light head is not clearly visible in its normal or intended use because it is substantially obscured by the lower body of the portable work light. Therefore, the bottom view is not a matter of ornamental concern, and has been omitted from the drawings.

1 Claim, 2 Drawing Sheets



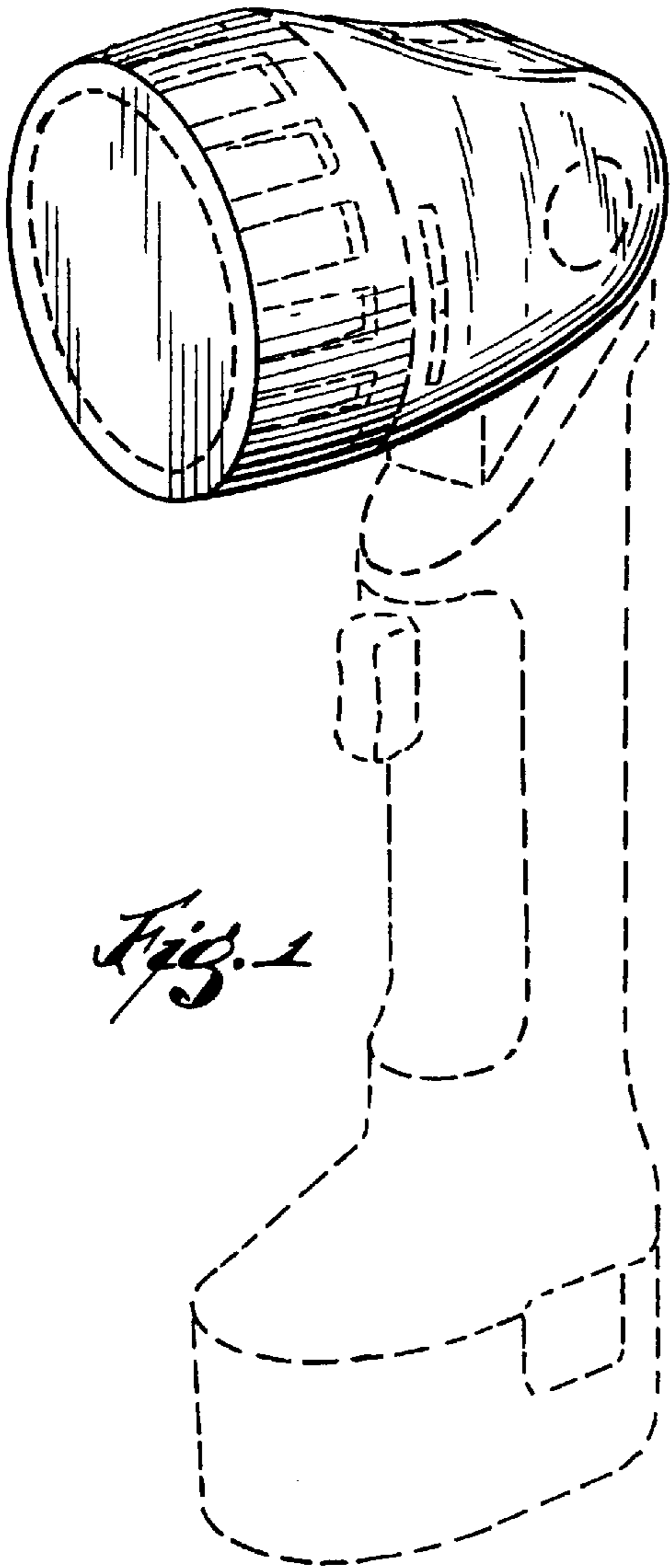


Fig. 1

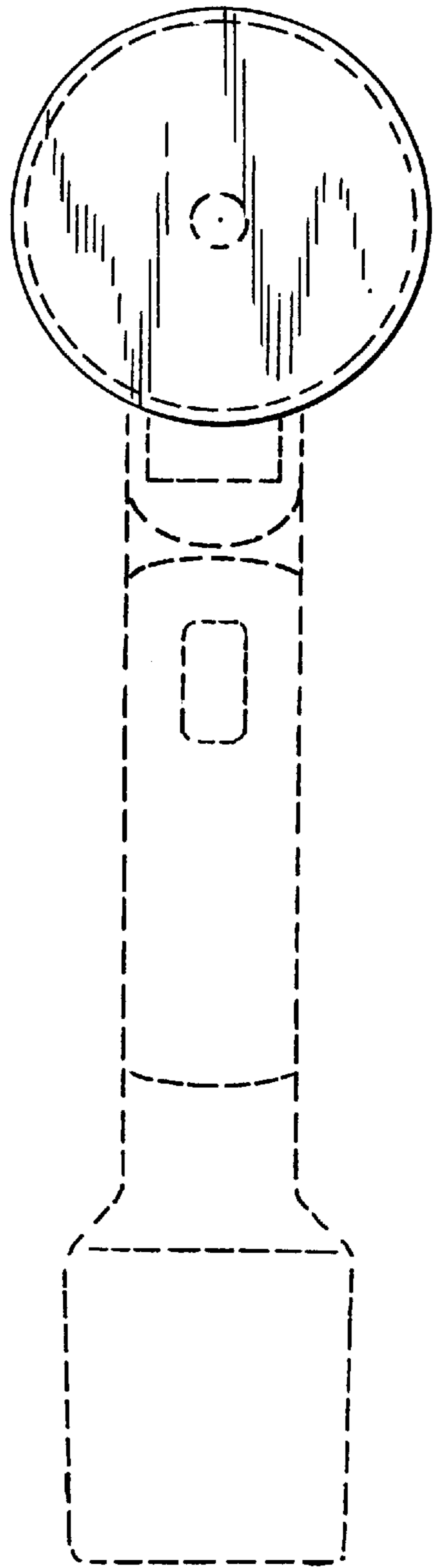


Fig. 2

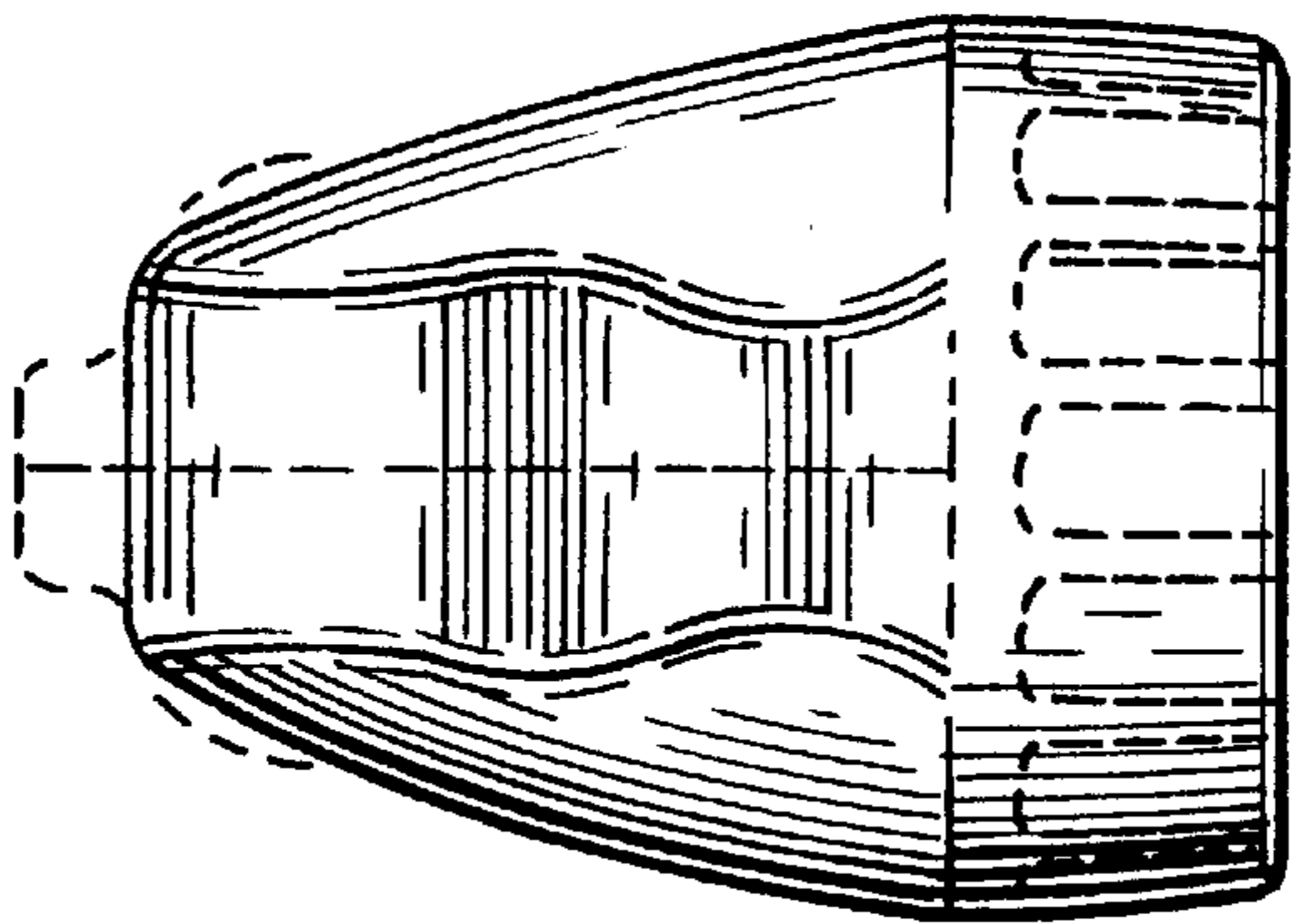


Fig. 3

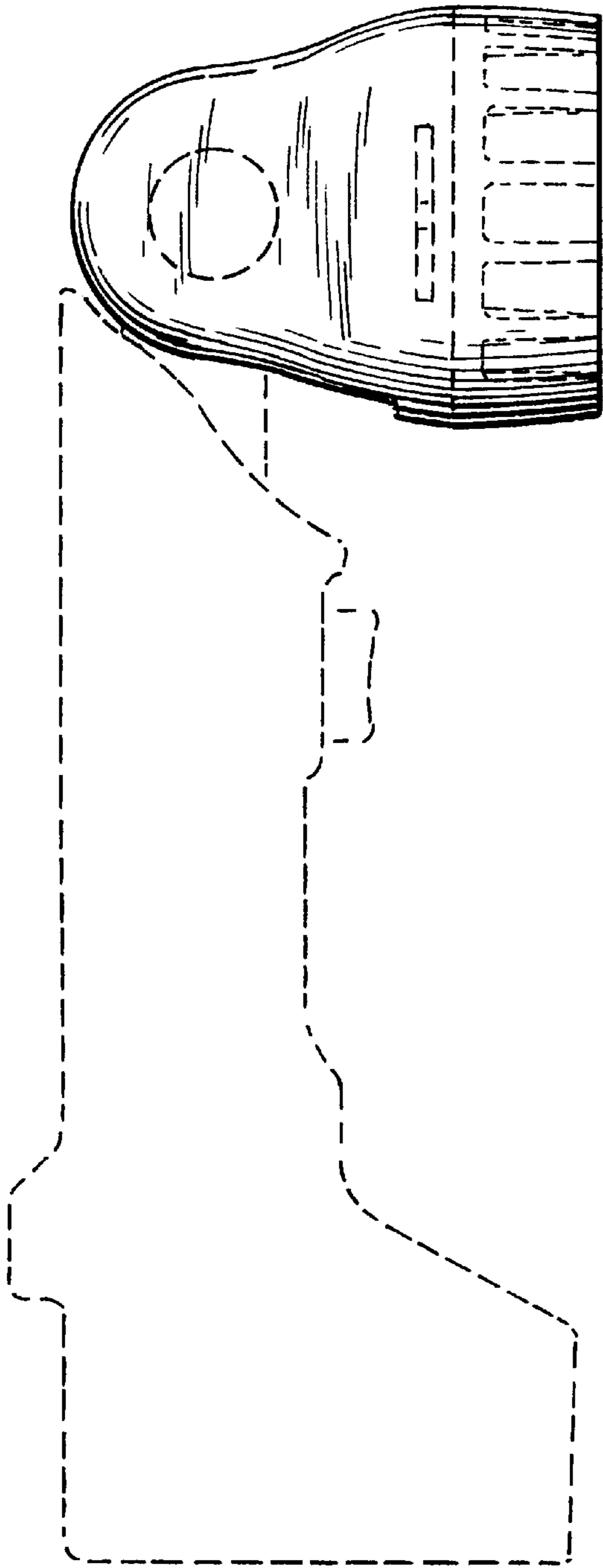


Fig. 4

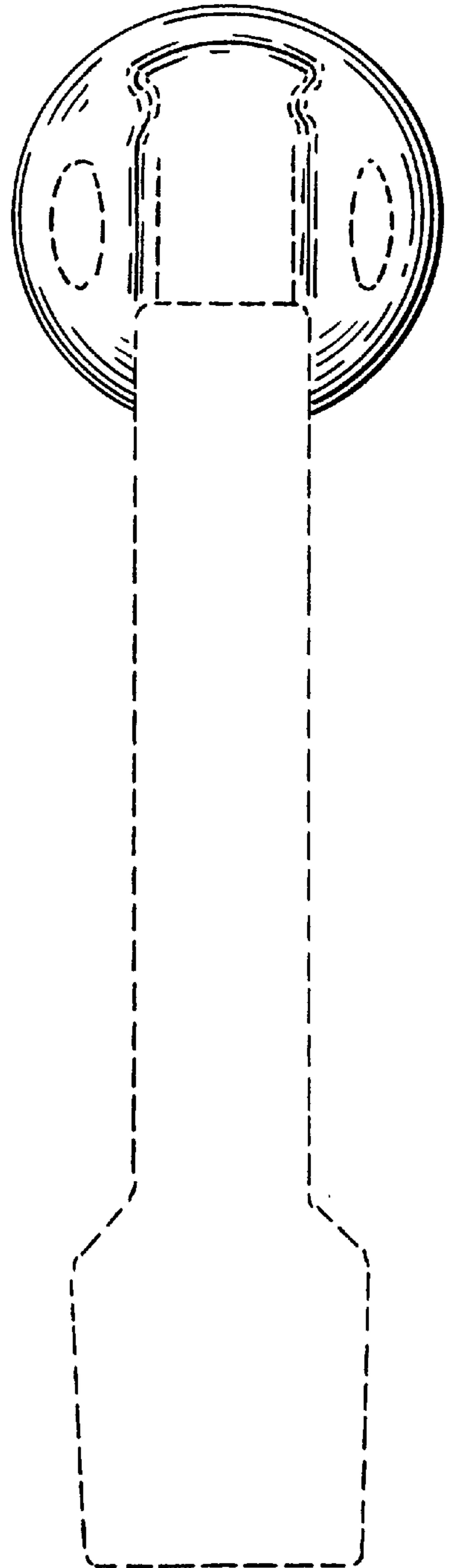


Fig. 5