



US00D410292S

United States Patent [19]
Mayle

[11] **Patent Number: Des. 410,292**

[45] **Date of Patent: ** May 25, 1999**

[54] **AUXILIARY BRAKE LIGHT FOR MOTORCYCLES**

D. 385,982 11/1997 Moore D26/28
D. 389,929 1/1998 Ziu D26/28
D. 393,913 4/1998 Edsall D26/28

[76] Inventor: **David P. Mayle**, 955 Shorepoint Ct.
#201, Alameda, Calif. 94501

Primary Examiner—Marcus A. Jackson
Attorney, Agent, or Firm—Harris Zimmerman

[**] Term: **14 Years**

[57] **CLAIM**

[21] Appl. No.: **29/092,996**

The ornamental design for a auxiliary brake light for motorcycles, as shown and described.

[22] Filed: **Aug. 31, 1998**

DESCRIPTION

[51] **LOC (6) Cl.** **26-06**

[52] **U.S. Cl.** **D26/28**

[58] **Field of Search** D26/28-36; D10/109,
D10/111, 114, 121; 362/61, 80, 80.1, 83.3,
74, 82, 227, 235, 240, 269, 362

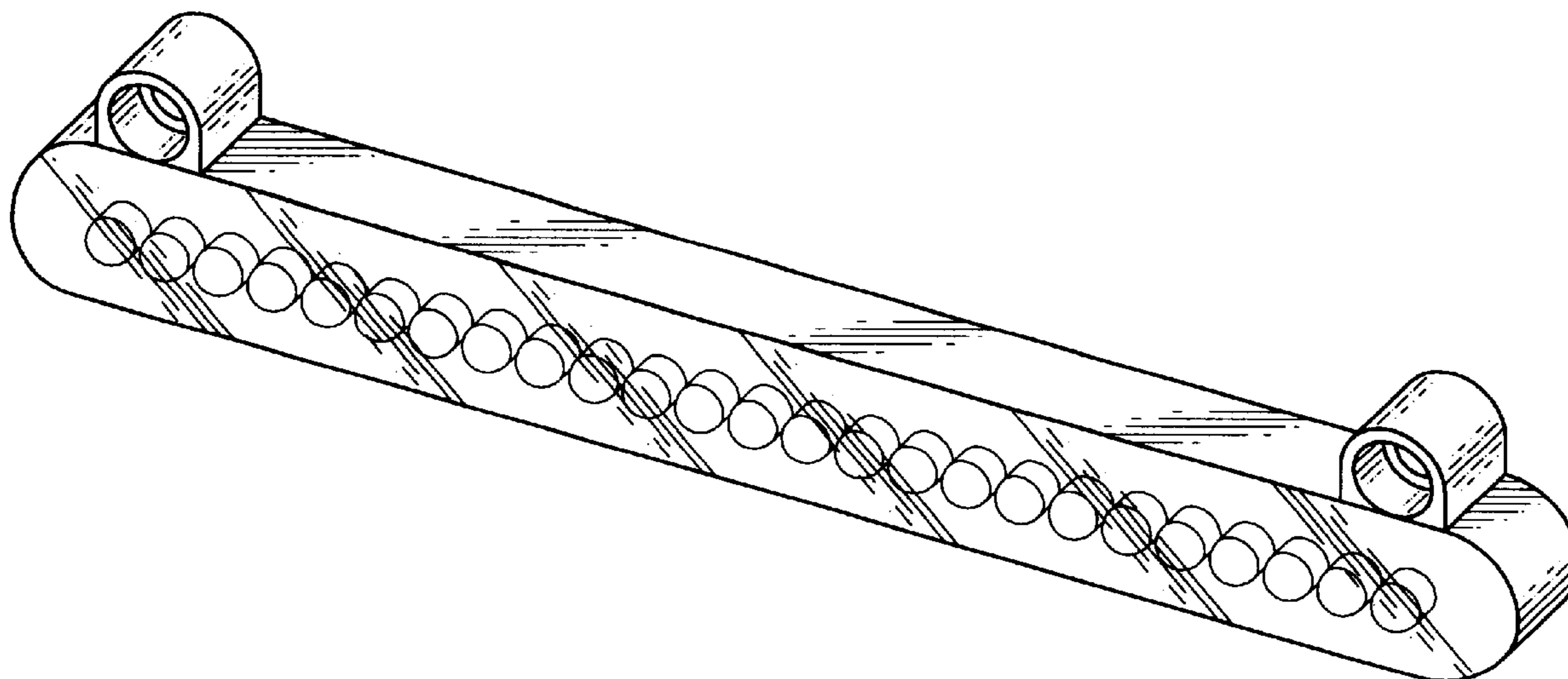
FIG. 1 is a perspective view of an auxiliary brake light for motorcycles embodying my new design;
FIG. 2 is a left hand elevation; the right hand elevation being a mirror image thereof;
FIG. 3 is a top view;
FIG. 4 is a front view;
FIG. 5 is a bottom view; and,
FIG. 6 is a rear view.

[56] **References Cited**

U.S. PATENT DOCUMENTS

D. 332,234 1/1993 Yuen D26/28
D. 373,432 9/1996 Wu D26/28
D. 381,923 8/1997 Rowe et al. D26/28

1 Claim, 1 Drawing Sheet



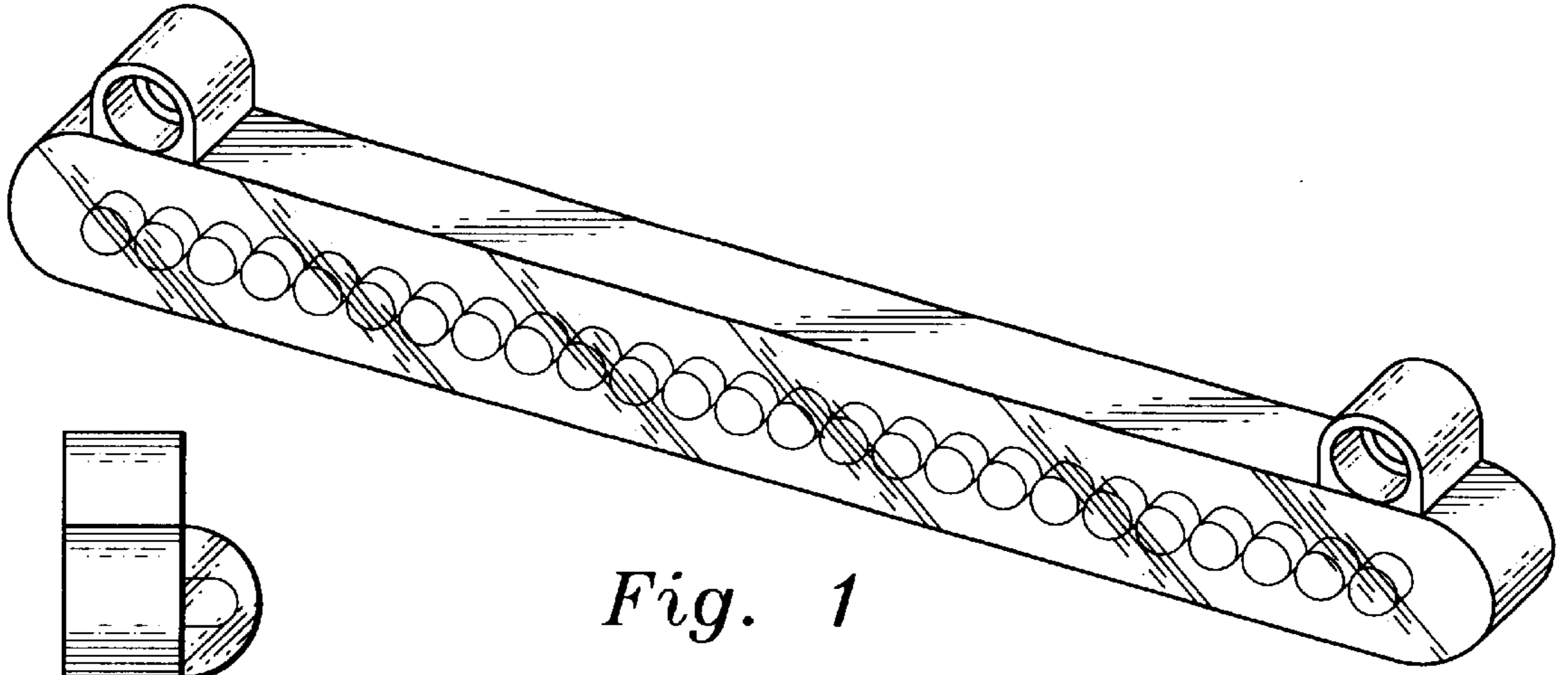


Fig. 1

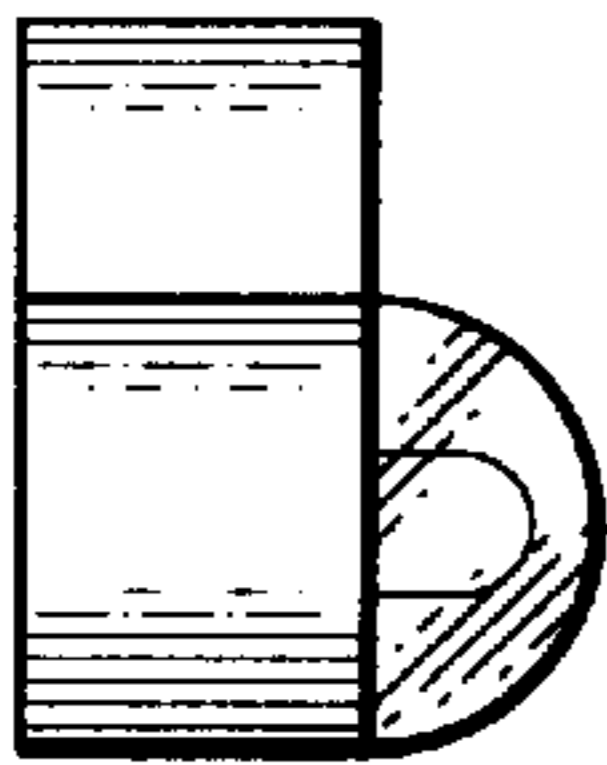


Fig. 2

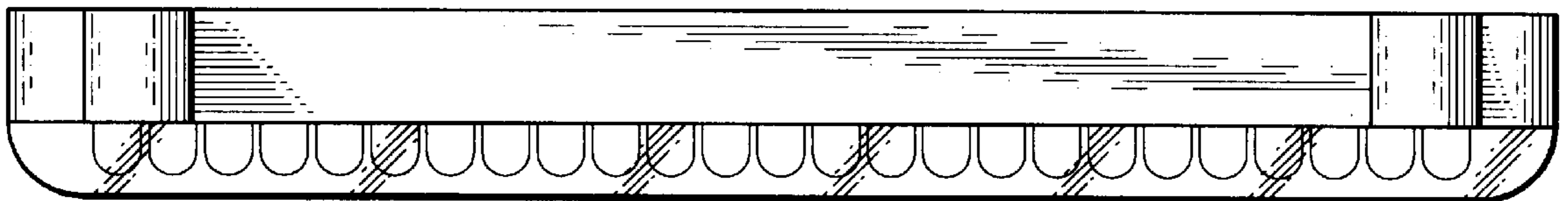


Fig. 3

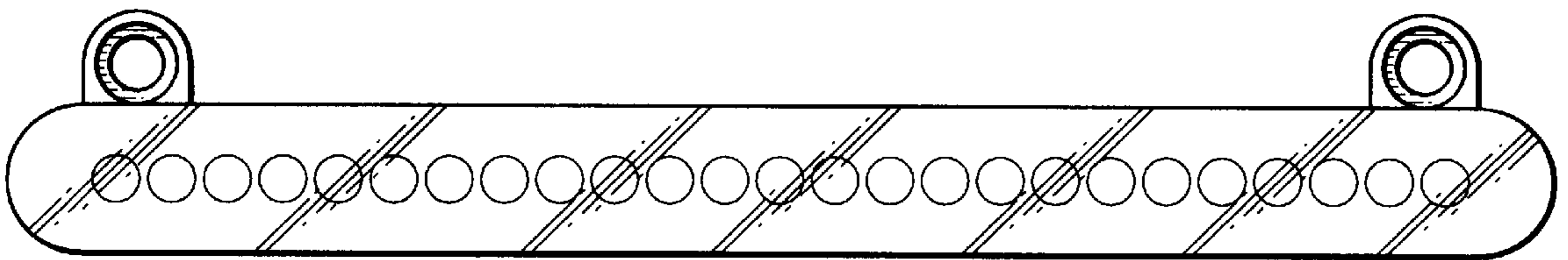


Fig. 4

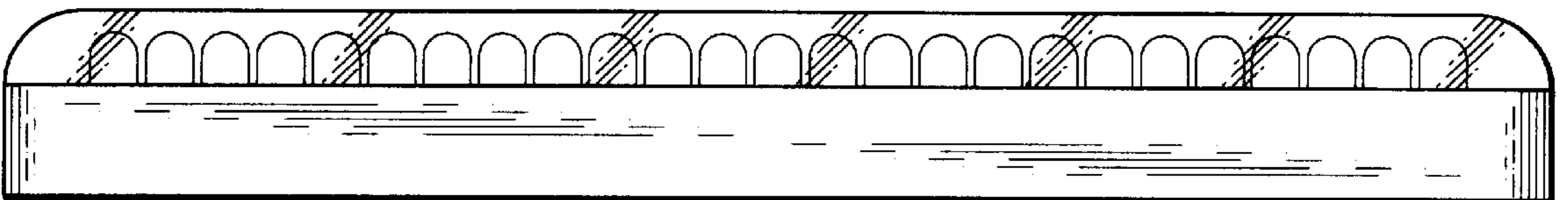


Fig. 5




Fig. 6