



US00D410281S

United States Patent [19]
Walker

[11] **Patent Number: Des. 410,281**
[45] **Date of Patent: ** May 25, 1999**

[54] **URINAL INSERT**

[76] Inventor: **Gary L. Walker**, 404 SE. Breon Bay,
Lee's Summit, Mo. 64063

[**] Term: **14 Years**

[21] Appl. No.: **29/088,125**

[22] Filed: **May 15, 1998**

[51] **LOC (6) Cl.** **23-02**

[52] **U.S. Cl.** **D23/309; D23/281**

[58] **Field of Search** **D23/303-311,**
D23/260, 261; 4/301, 300.3, 309, 658,
286, 287, 288, 289, 290, 291, 292

[56] **References Cited**

U.S. PATENT DOCUMENTS

D. 253,145	10/1979	Adam	D23/281
D. 253,146	10/1979	Adam	D23/261
D. 258,181	2/1981	Adam	D23/261
D. 258,472	3/1981	Adam	D23/261
D. 332,302	1/1993	Brown	D23/261
2,703,407	3/1955	Henock et al.	4/1

5,044,020	9/1991	Lewandowski et al.	4/301
5,285,540	2/1994	Putz	4/661
5,313,672	5/1994	Luedtke et al.	4/301
5,343,577	9/1994	Petrovich	4/661
5,398,347	3/1995	Luedtke et al.	4/301

Primary Examiner—Louis S. Zarfaz
Assistant Examiner—Eric Watterson
Attorney, Agent, or Firm—Joseph N. Breaux


[57] **CLAIM**

I/We claim the ornamental design for a urinal insert, as shown.

DESCRIPTION

FIG. 1 is a top plan view of the urinal insert of my design. FIG. 2 is an end side view of the urinal insert of my design, the opposite side being a mirror image. FIG. 3 is an underside plan view of the urinal insert of my design; and, FIG. 4 is a perspective top view of the urinal insert of my design.

1 Claim, 2 Drawing Sheets



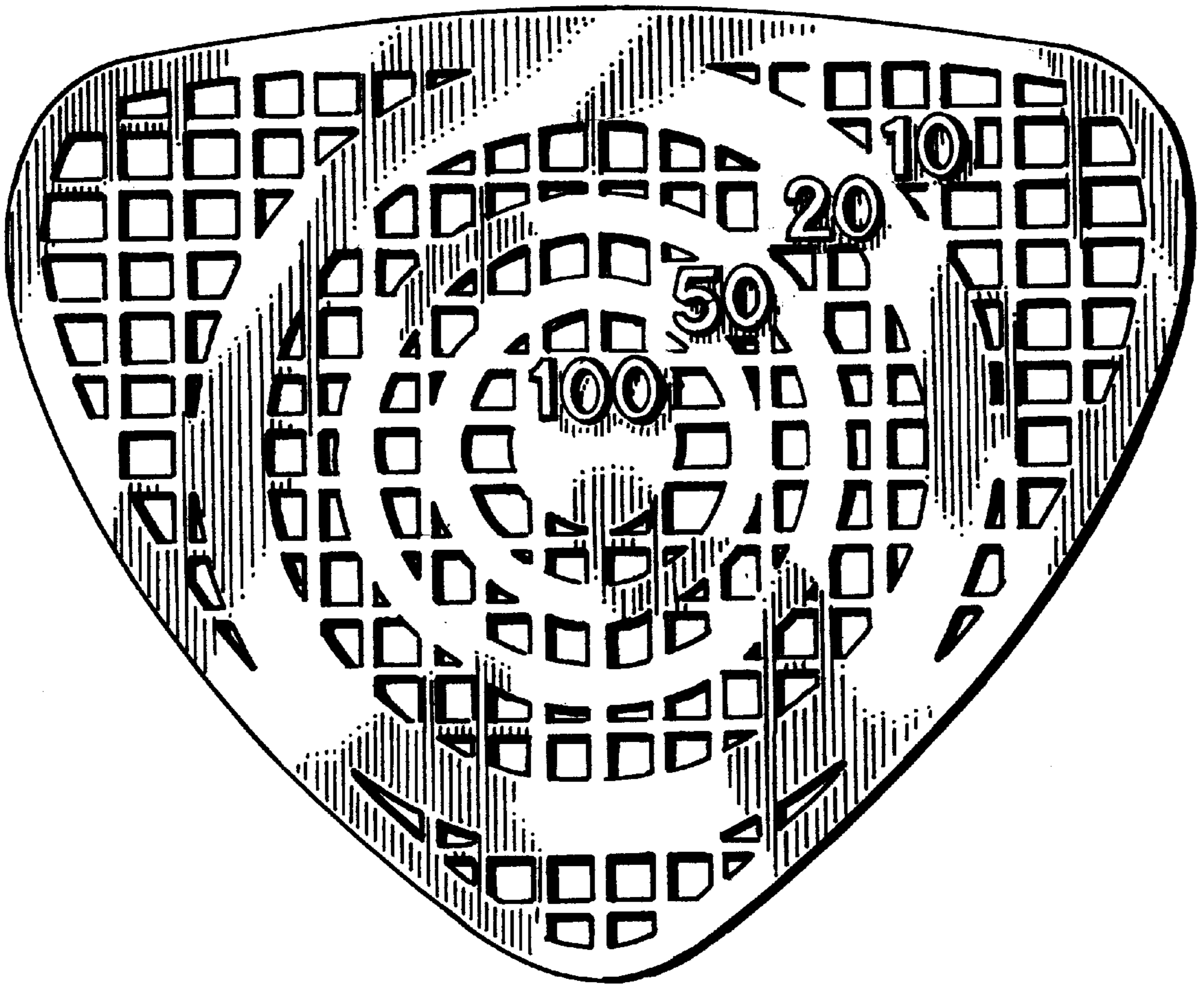


FIG. 1.



FIG. 2.




FIG. 4.

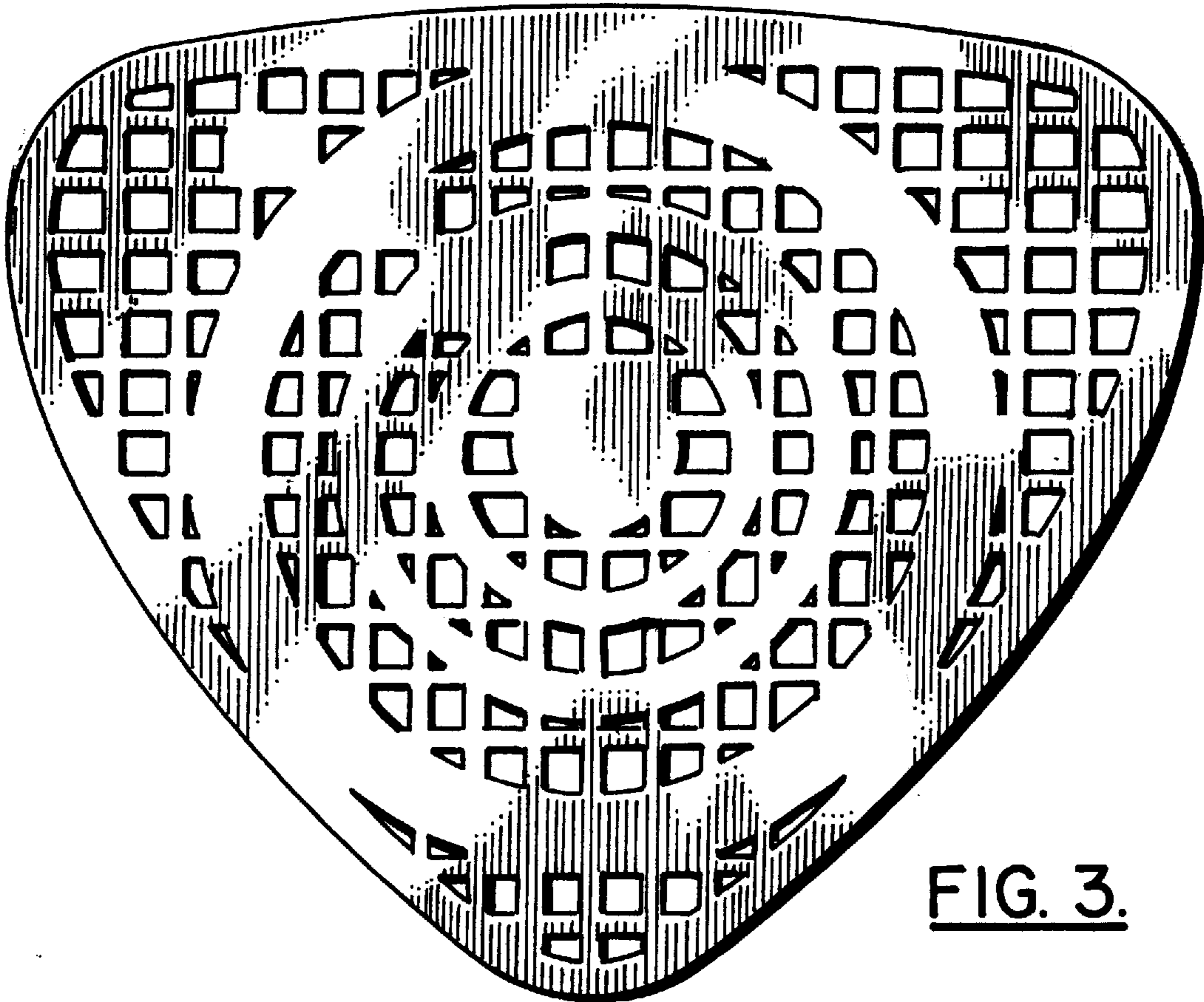


FIG. 3.