



US00D410278S

# United States Patent [19] Bailey

[11] **Patent Number: Des. 410,278**

[45] **Date of Patent: \*\* May 25, 1999**

[54] **FINGER TAB FOR PLUMBING COMPONENTS**

1,013,302 1/1912 Messer ..... 285/114

### OTHER PUBLICATIONS

[75] Inventor: **Mark R. Bailey**, Madison, N.C.

BPC Termination Valves, (undated).  
Camping World, Magazine (1995).  
MHS Supply, Inc., Catalog (1995).  
Valterra Accessories (1995).

[73] Assignee: **CAMCO Manufacturing, Inc.**,  
Greensboro, N.C.

[\*\*] Term: **14 Years**

*Primary Examiner*—Alan P. Douglas  
*Assistant Examiner*—Reid Hecker

[21] Appl. No.: **29/060,506**

### [57] CLAIM

[22] Filed: **Sep. 30, 1996**

The ornamental design for a finger tab for plumbing components, as shown and described.

[51] **LOC (6) Cl.** ..... **23-01**

[52] **U.S. Cl.** ..... **D23/259**

[58] **Field of Search** ..... D23/262, 265;  
285/45, 80, 242, 245, 305, 308, 313, 332,  
417, 418-420, 148.22; 403/299-301

### DESCRIPTION

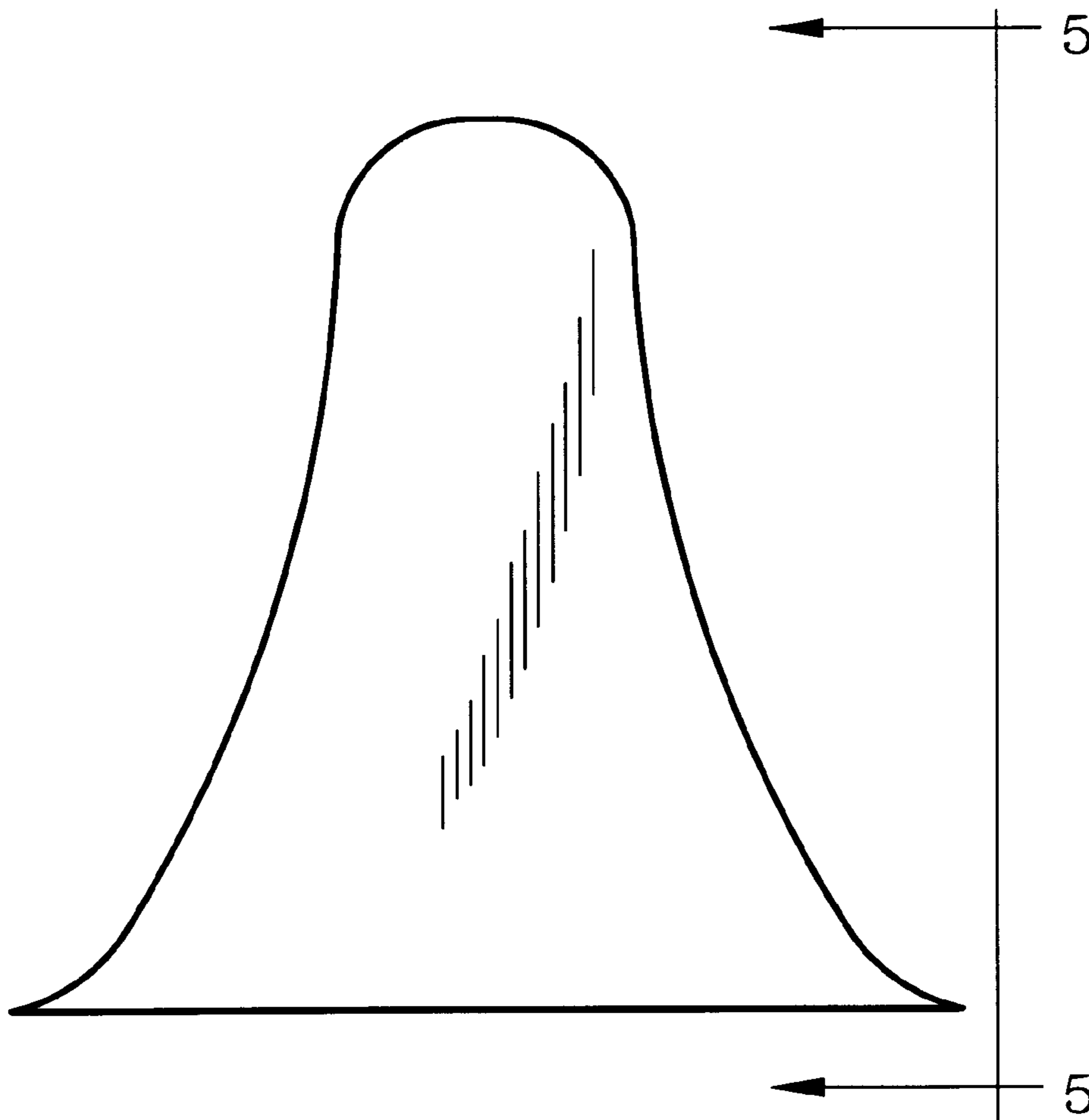
### [56] References Cited

#### U.S. PATENT DOCUMENTS

D. 44,178	6/1913	McMurtrie	.....	D23/262
D. 128,314	3/1941	Kelly	.....	D23/262
D. 161,020	11/1950	Hamer	.....	D23/262
D. 171,627	3/1954	Weber	.....	D23/262
D. 208,388	8/1967	Graham	.....	D23/265
D. 247,182	2/1978	Ebert	.....	D23/262

FIG. 1 is a top plan view of a finger tab embodying my design, the bottom view being a mirror image thereof; FIG. 2 is a rear elevational view of the finger tab as shown in FIG. 1; FIG. 3 is a front elevational view of the finger tab as shown in FIG. 1; FIG. 4 is a cross-sectional view of the finger tab, as shown along lines 4—4 as seen in FIG. 3; and, FIG. 5 is a side elevational view of the finger tab seen along lines 5—5 of FIG. 1.

**1 Claim, 2 Drawing Sheets**



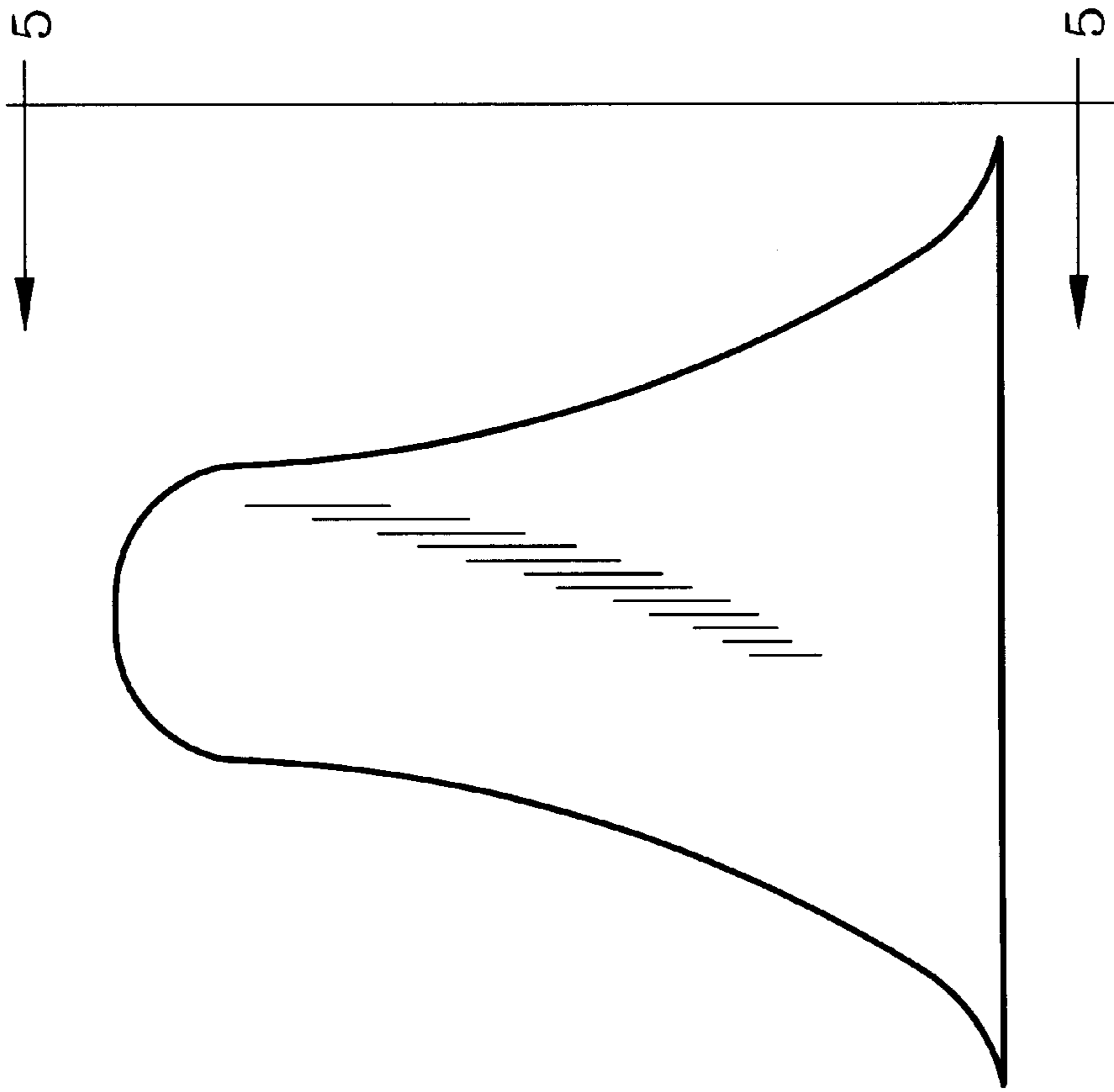


FIG. 1

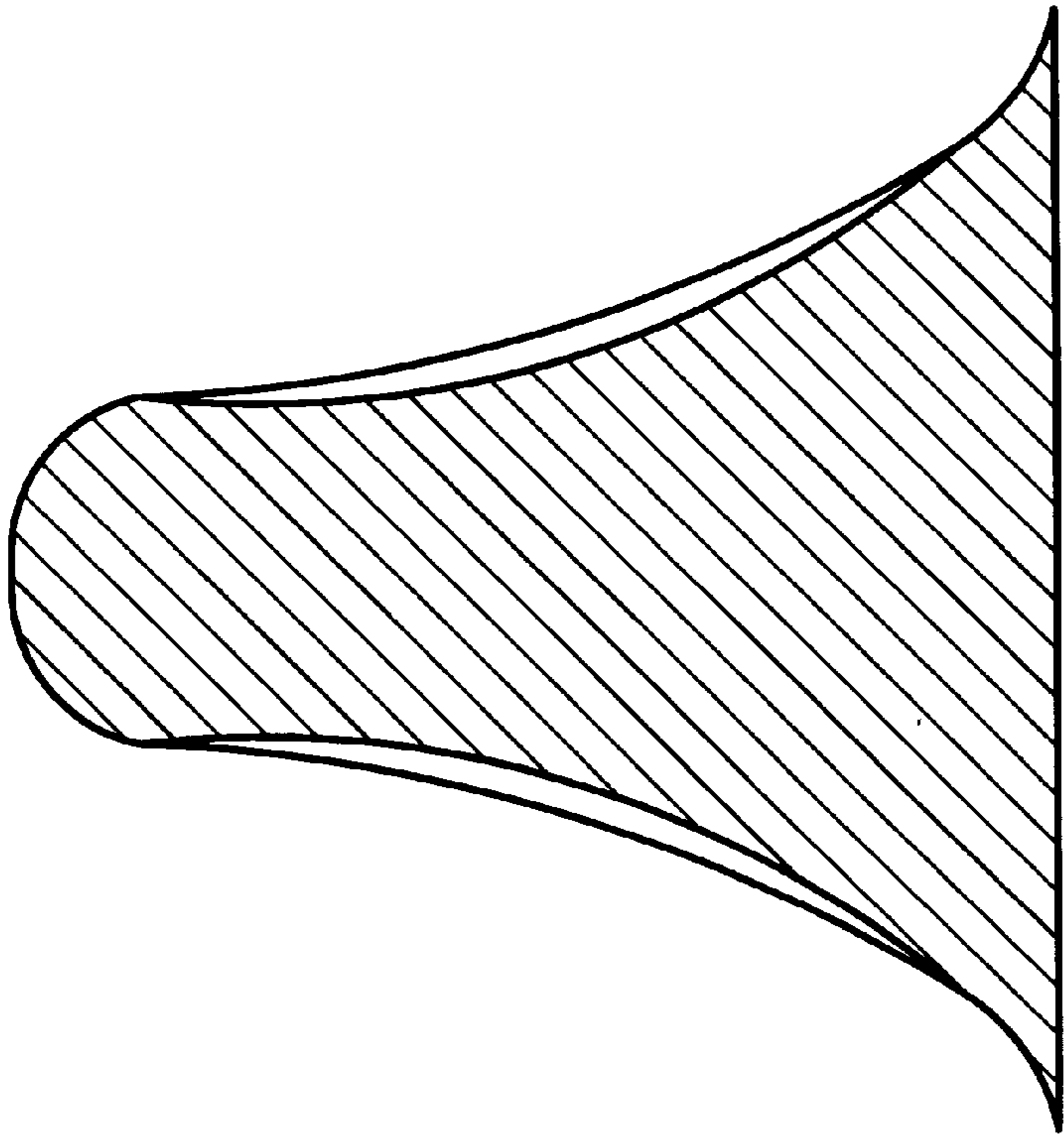


FIG. 4

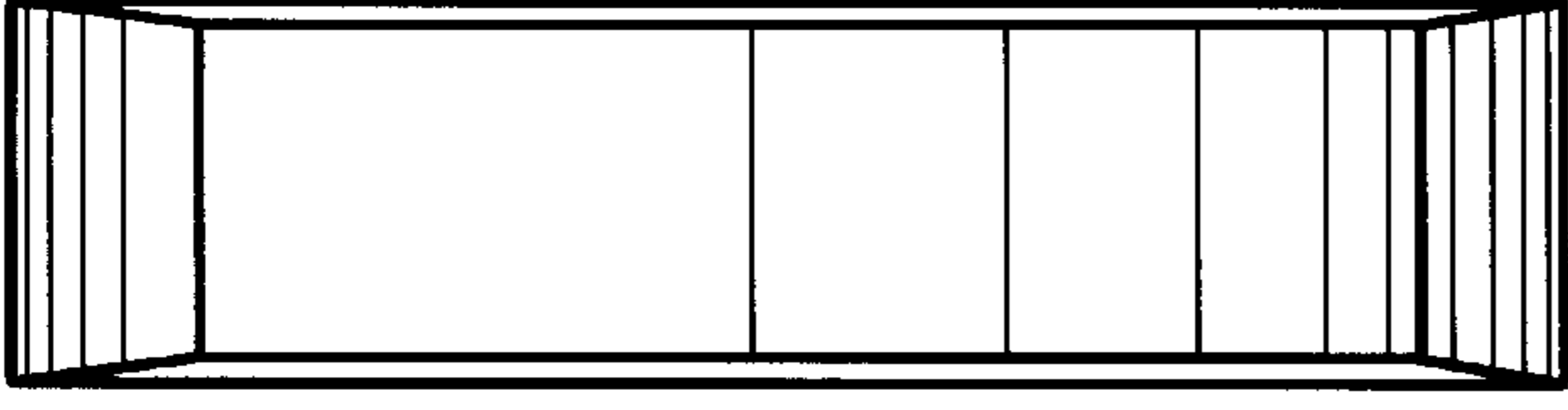


FIG. 5

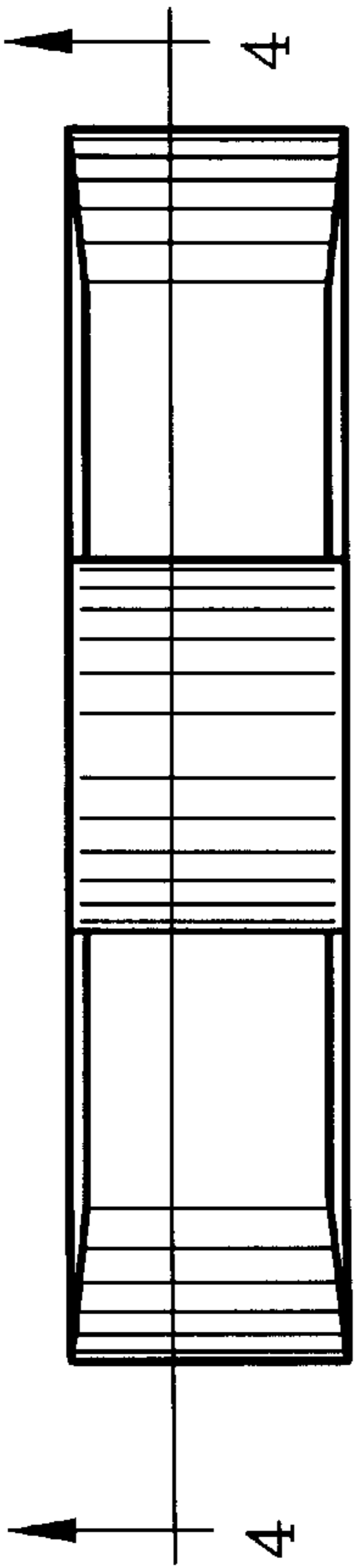


FIG. 3

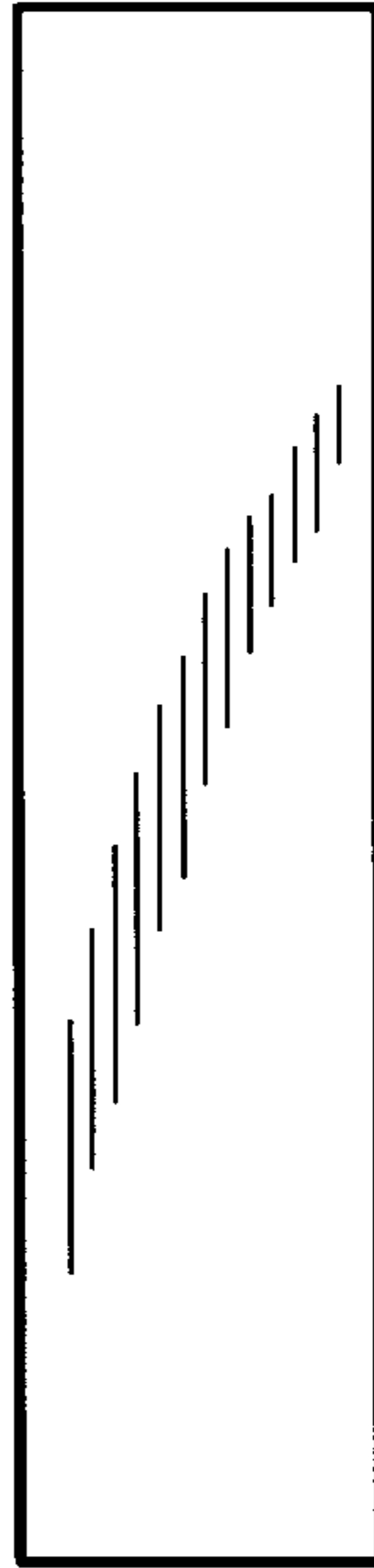


FIG. 2