



US00D410269S

# United States Patent [19] Byrd

[11] **Patent Number: Des. 410,269**

[45] **Date of Patent: \*\* May 25, 1999**

[54] **GOLF GREENS REPAIR TOOL**

5,188,340 2/1993 Green ..... 172/378 X  
5,209,469 5/1993 Laskowitz et al. .... 172/378 X

[76] Inventor: **Jess Byrd**, 5250 Fox Hollow #530,  
Naples, Fla. 33942

[\*\*] Term: **14 Years**

*Primary Examiner*—Alan P. Douglas  
*Assistant Examiner*—Lavone D. Tabor  
*Attorney, Agent, or Firm*—Porter, Wright, Morris & Arthur

[21] Appl. No.: **29/069,749**

[57] **CLAIM**

[22] Filed: **Apr. 18, 1997**

The ornamental design for a golf greens repair tool, as shown and described.

[51] **LOC (6) Cl.** ..... **21-02**

[52] **U.S. Cl.** ..... **D21/793; D8/1**

[58] **Field of Search** ..... D8/1, 6, 13; 15/143.1,  
15/236.01, 236.05, 236.06; 172/371, 378,  
380; D21/793; 473/406, 408

**DESCRIPTION**

[56] **References Cited**

**U.S. PATENT DOCUMENTS**

D. 300,760	4/1989	Krokus, Sr. ....	D21/793
D. 341,525	11/1993	Bernhard .....	D8/1
D. 390,903	2/1998	Fleming .....	D21/793
3,120,388	2/1964	Doble .....	473/406
4,884,805	12/1989	Patterson .....	473/408

FIG. 1 is a front view of a golf greens repair tool showing my new design, the rear, except for the slant of the head, being a mirror image;

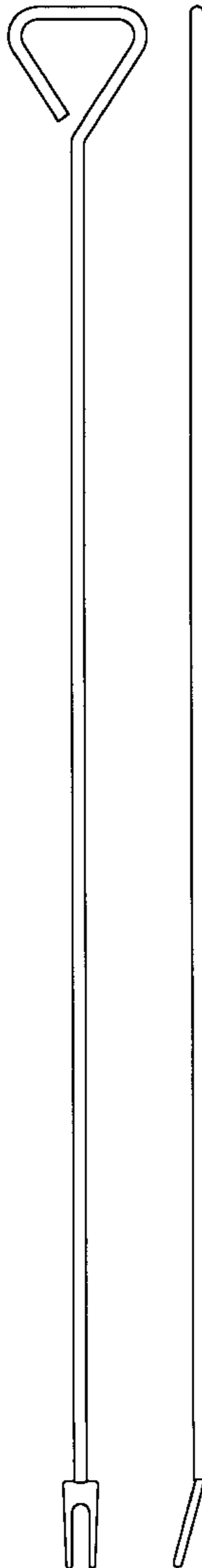
FIG. 2 is a side view thereof;

FIG. 3 is a reduced view of the opposite side thereof, the broken lines being for illustrative purposes only and forming no part of the claimed design;

FIG. 4 is an enlarged top view thereof; and,

FIG. 5 is a bottom view of FIG. 4.

**1 Claim, 3 Drawing Sheets**



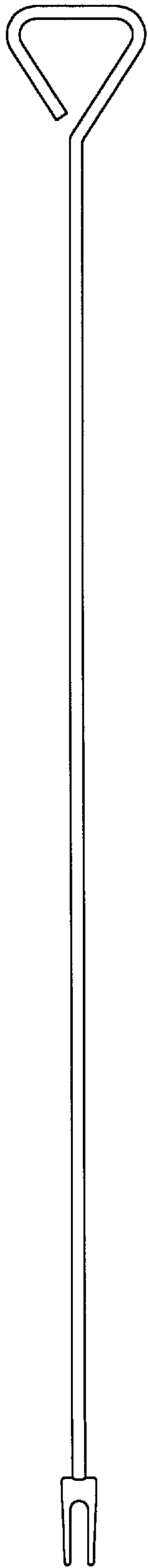


FIG-1




FIG-2

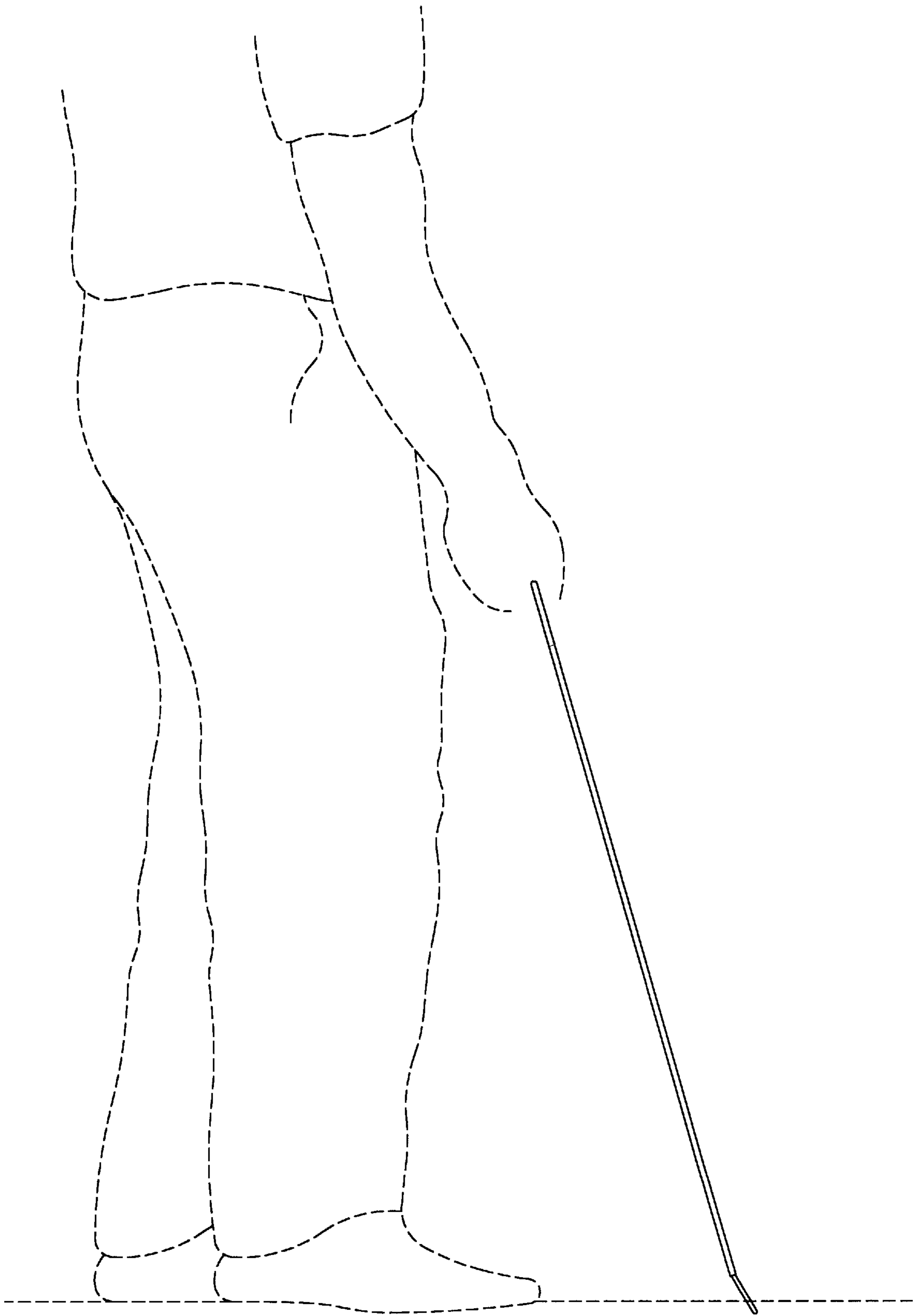
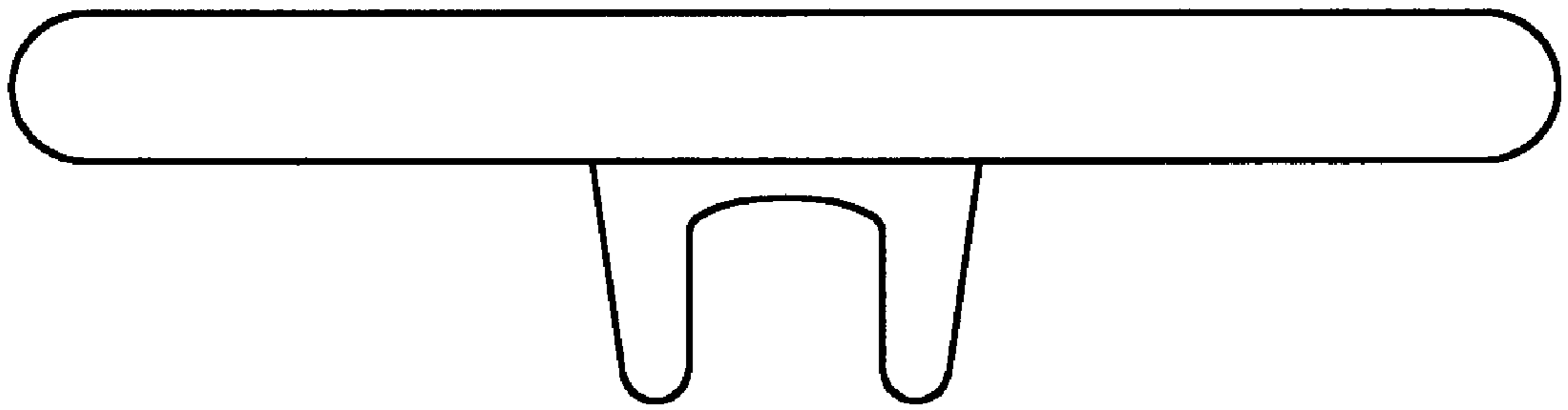
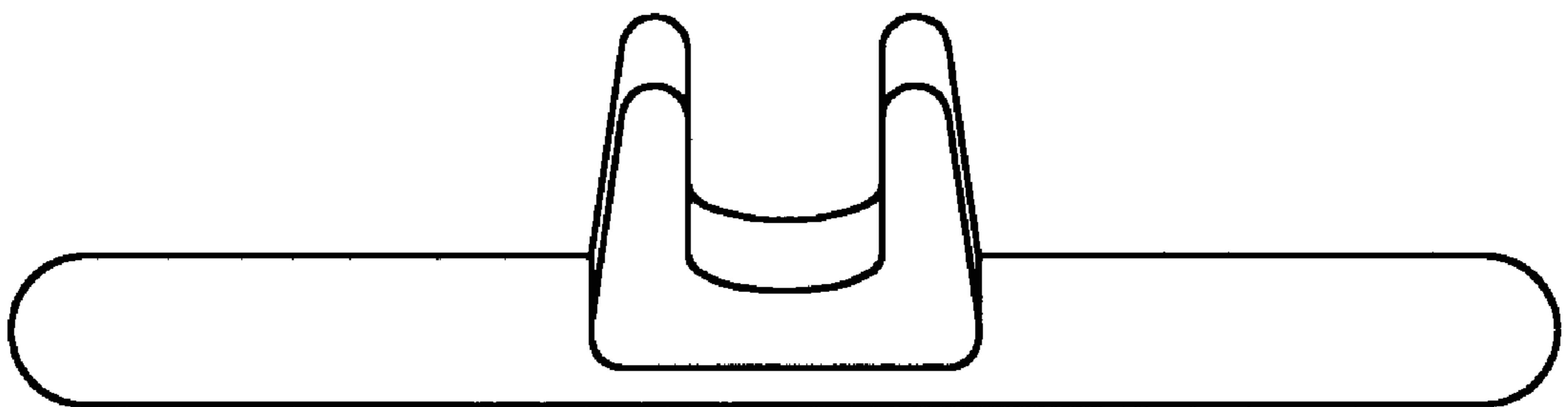


FIG-3



**FIG-4**



**FIG-5**