



US00D410263S

# United States Patent [19] Wong

[11] **Patent Number: Des. 410,263**

[45] **Date of Patent: \*\* May 25, 1999**

[54] **TOY**

5,338,277 8/1994 Yang ..... 482/130  
5,419,750 5/1995 Steinmetz ..... 482/112  
5,470,297 11/1995 Park ..... 482/130

[75] **Inventor: Hing Sang Wong**, Kwun Tong, The Hong Kong Special Administrative Region of the People's Republic of China

[73] **Assignee: Takmay Industrial Co., Ltd.**, Kowloon, The Hong Kong Special Administrative Region of the People's Republic of China

[\*\*] **Term: 14 Years**

[21] **Appl. No.: 29/090,369**

[22] **Filed: Jul. 7, 1998**

### [30] Foreign Application Priority Data

Apr. 8, 1998 [HK] The Hong Kong Special Administrative Region of the People's Republic of China ..... 9810503.6M007

[51] **LOC (6) Cl. .... 21-01**

[52] **U.S. Cl. .... D21/594**

[58] **Field of Search** ..... D11/136, 160; D21/576-577, 585, 593-595, 621, 627, 631, 633, 635, 639, 643-649, 658, 665-670, 663, 673-674, 676-678, 686-692, 694-697; 446/27-28, 268, 308-309, 321, 325-326, 330, 352, 369-374, 376-379, 395, 491; 482/51-54, 57-60, 62-64, 70, 72-73, 92-98, 100, 112, 114, 121-123, 132

### [56] References Cited

#### U.S. PATENT DOCUMENTS

D. 321,389 11/1991 Jones ..... D21/676

### OTHER PUBLICATIONS

K-Mart Pamphlet, p. 7—center, Mar. 9, 1998.  
Hong Kong Toys, vol. 1, 1998, Part 1, p. 366 center, #6638 Cherry Mtn.  
Hong Kong Toys, vol. 1, 1998, Part 2, p. 990 center, #11021 Doll Collection.  
“Meritus 1995”, Meritus Industries, Inc., —Feb. 23, 1995.  
“Sindy”, p. 22, bottom, #44441 Keeping Fit, Nov. 1984.  
Mattel Toys 1984, p. 4, center, #7025 Great Shape Barbie, Mar. 24, 1984.

*Primary Examiner*—Ted Shooman  
*Assistant Examiner*—Carol Rademaker  
*Attorney, Agent, or Firm*—Merchant, Gould, Smith, Edell, Welter & Schmidt

### [57] CLAIM

The ornamental design for a toy, as shown and described.

### DESCRIPTION

FIG. 1 is a front elevational view of a toy showing my new design;  
FIG. 2 is a rear elevational view thereof;  
FIG. 3 is a left side elevational view thereof;  
FIG. 4 is a right side elevational view thereof;  
FIG. 5 is a top elevational view thereof;  
FIG. 6 is a bottom elevational view thereof; and,  
FIG. 7 is a perspective view of a toy showing my new design.

**1 Claim, 4 Drawing Sheets**




FIG. 1




FIG. 2




FIG. 3




FIG. 4




FIG. 5

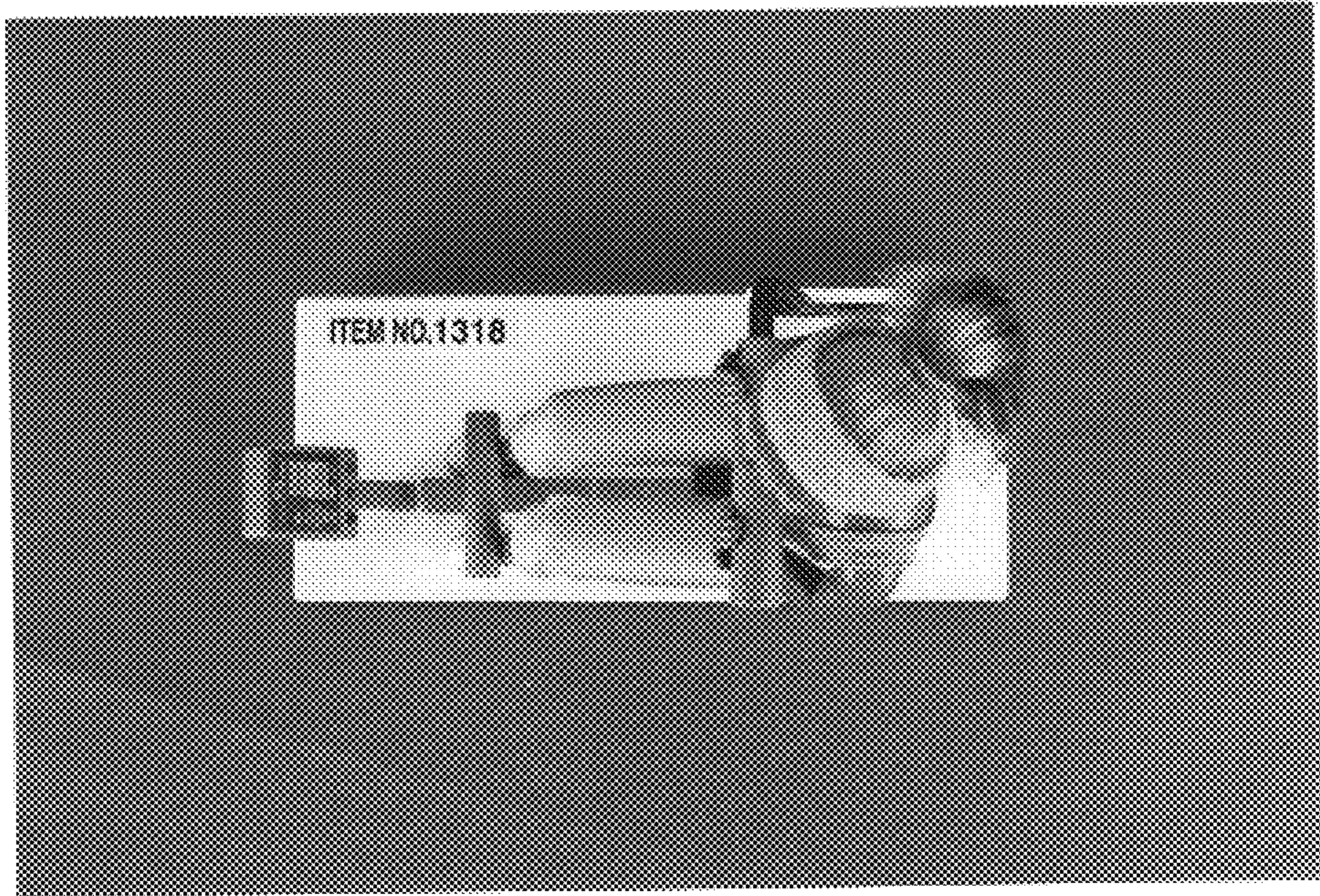


FIG. 6




FIG. 7

