



US00D410259S

United States Patent [19] Sumner

[11] **Patent Number: Des. 410,259**

[45] **Date of Patent: ** May 25, 1999**

[54] **INFLATABLE TOY ACTIVITY FRAME**

[75] Inventor: **Kay Sumner**, 12 Villa Lucerne, 39 Village Road, Happy Valley, The Hong Kong Special Administrative Region of the People's Republic of China

[73] Assignee: **Kay Sumner**, The Hong Kong Special Administrative Region of the People's Republic of China

[**] Term: **14 Years**

[21] Appl. No.: **29/079,880**

[22] Filed: **Nov. 24, 1997**

[30] **Foreign Application Priority Data**

May 29, 1997 [GB] United Kingdom 2066174

[51] **LOC (6) Cl.** **21-01**

[52] **U.S. Cl.** **D21/440**

[58] **Field of Search** D21/398, 440, D21/803-805; 446/220, 221

[56] **References Cited**

U.S. PATENT DOCUMENTS

D. 165,649 1/1952 Harrison D21/440

D. 372,503	8/1996	Liu	D21/440
2,134,063	10/1938	Turchanyi	446/220 X
2,230,138	1/1941	Ewart	446/220 X
3,626,634	12/1971	Jones et al.	446/220 X
3,870,298	3/1975	Varga	446/220 X
3,994,102	11/1976	Johnson et al.	446/220 X
5,070,665	12/1991	Marrin et al.	
5,678,357	10/1997	Rubio et al.	446/220 X
5,761,852	6/1998	Liu	446/220 X

FOREIGN PATENT DOCUMENTS

9609785 4/1996 WIPO .

Primary Examiner—Dominic Simone
Attorney, Agent, or Firm—Volpf and Kofnig, P.C.

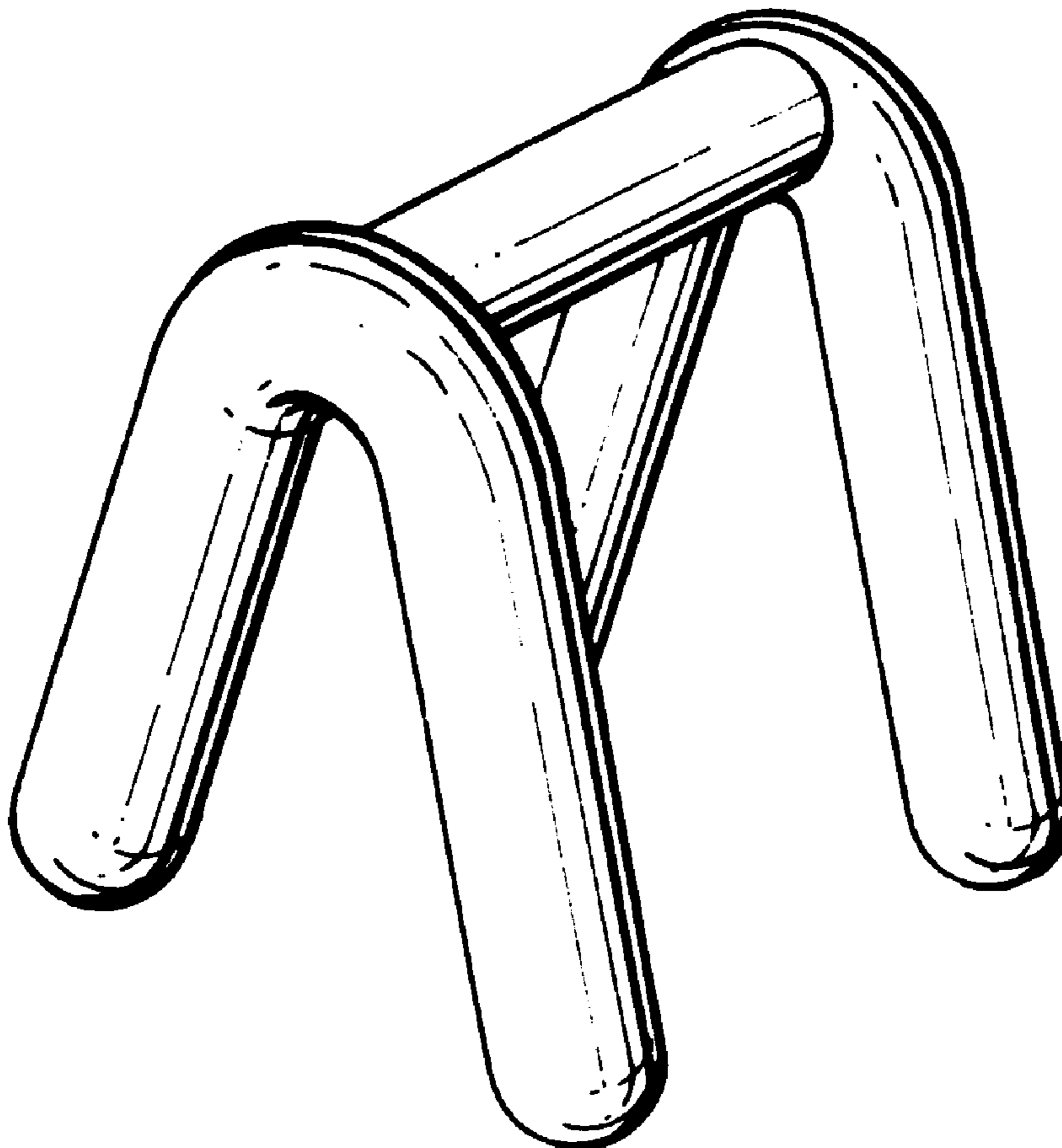
[57] **CLAIM**

The ornamental design for inflatable toy activity frame, as shown.

DESCRIPTION

FIG. 1 is a top, front perspective view of an inflatable toy activity frame showing my new design; FIG. 2 is a right side elevational view thereof, the left side being identical; and, FIG. 3 is a rear elevational view thereof.

1 Claim, 1 Drawing Sheet



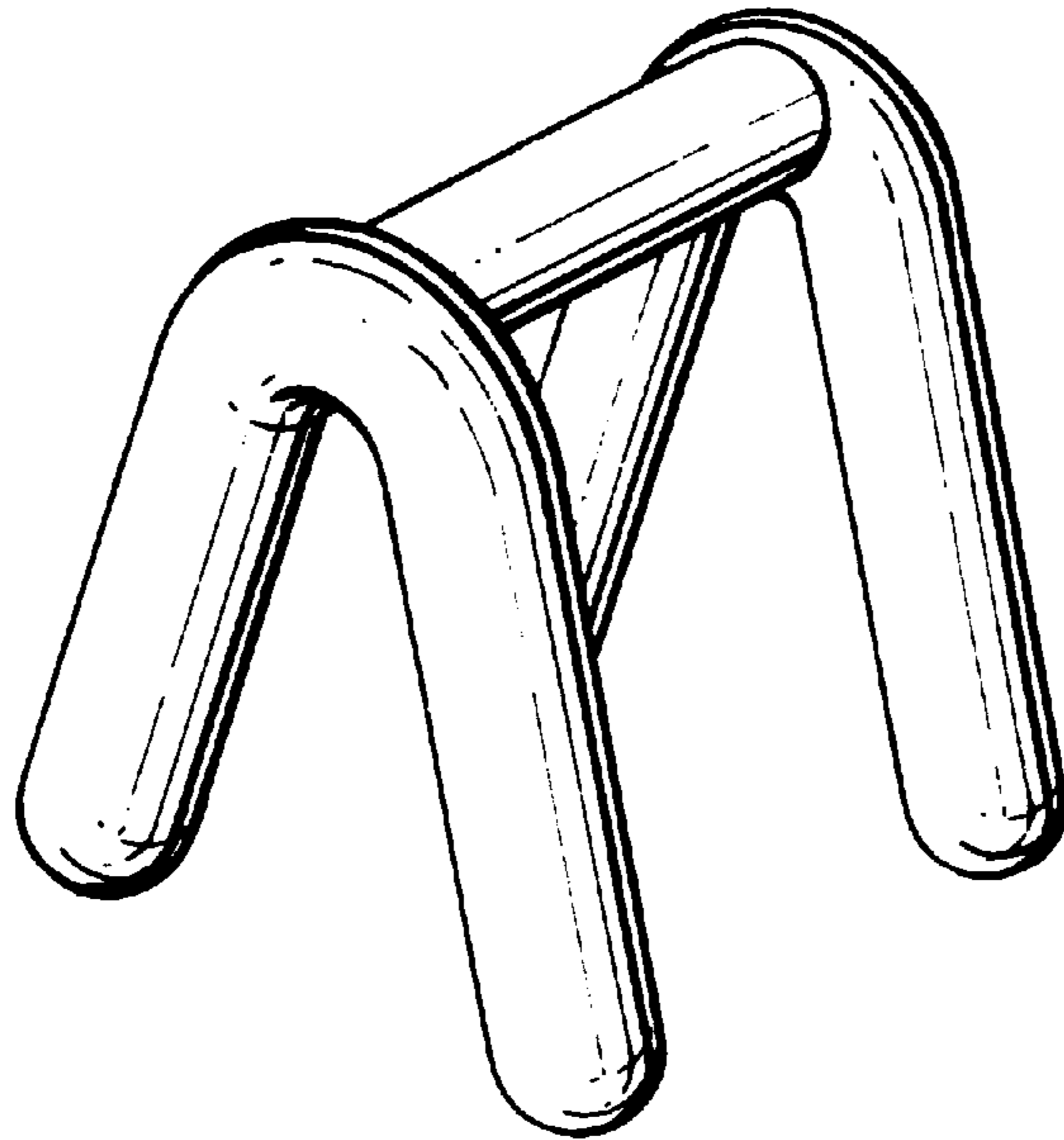


Fig. 1.

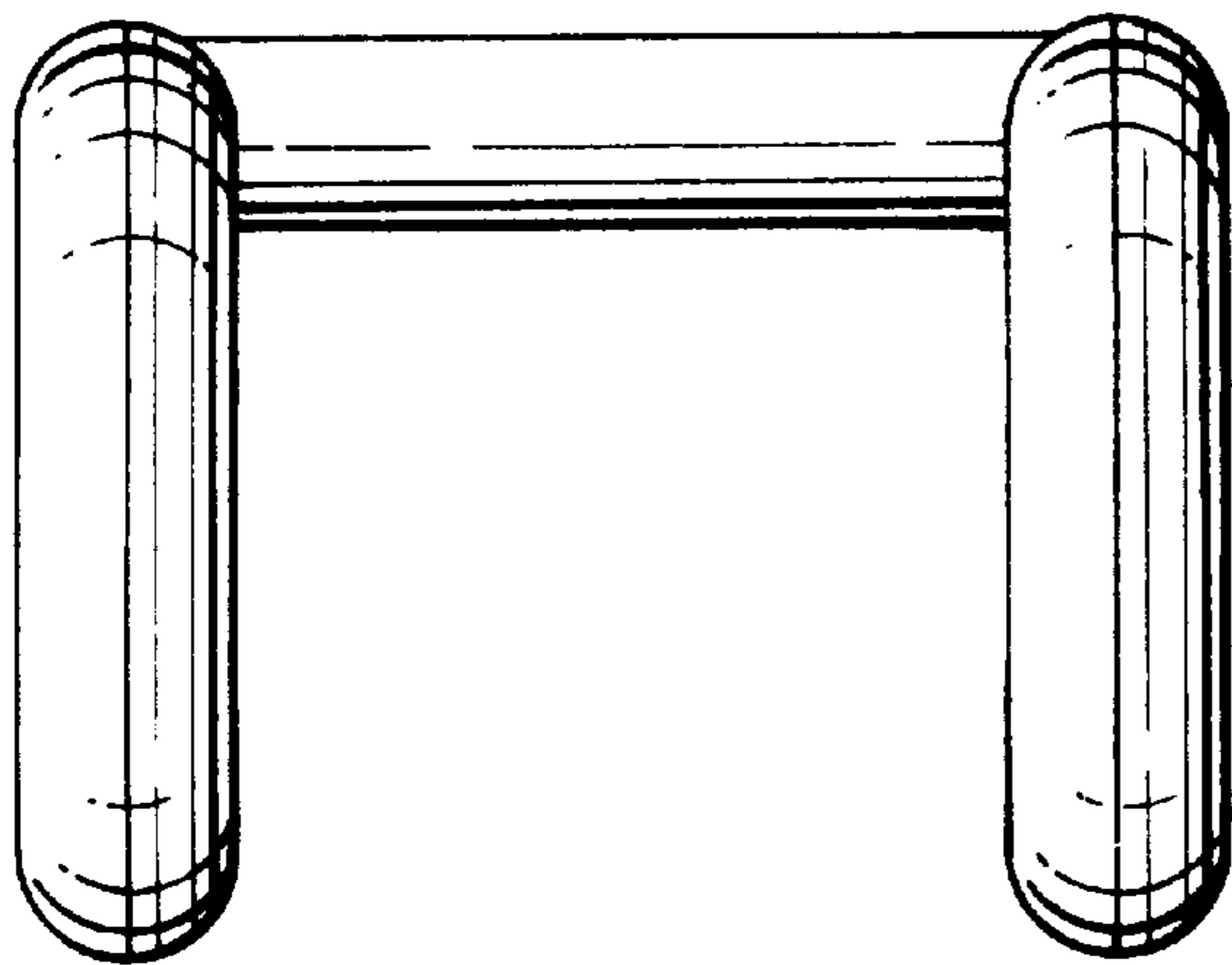


Fig. 2.

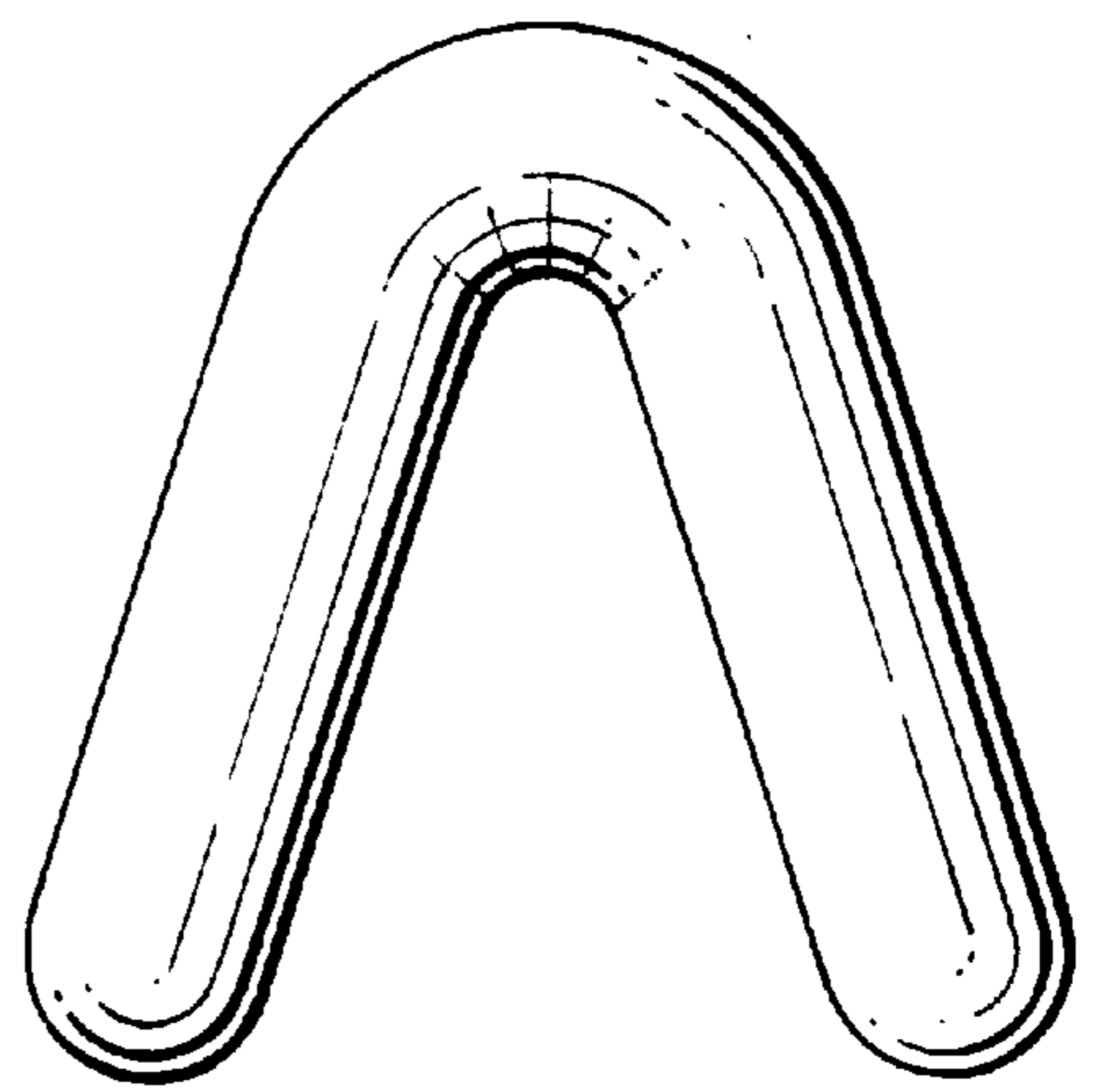


Fig. 3.