



US00D410251S

United States Patent [19]

[11] Patent Number: **Des. 410,251**

Murrell

[45] Date of Patent: **** May 25, 1999**

[54] **MULTI-FUNCTION ELECTRONIC ADDRESS ORGANIZER**

[76] Inventor: **Sylvester Murrell**, 1280 Dekoven St., Rockville Center, N.Y. 11570

[**] Term: **14 Years**

[21] Appl. No.: **29/077,342**

[22] Filed: **Sep. 30, 1997**

[51] LOC (6) Cl. **19-02**

[52] U.S. Cl. **D19/76; D19/65; D18/2; D14/106**

[58] Field of Search D18/1, 2, 6, 7, D18/8; D14/100, 113, 106, 115; D19/65, 76, 95, 99, 100; 101/93.35; 235/145 A, 145 R; 341/22, 23; 345/104, 156, 168, 169, 173; 361/680-686; 364/708.1; 400/486, 489; 399/4

[56] **References Cited**

U.S. PATENT DOCUMENTS

- D. 165,557 12/1951 Sinel D18/8
- D. 255,585 6/1980 Lianos D19/76
- D. 304,346 10/1989 Fung D19/76
- D. 310,543 9/1990 Brown D19/76

- D. 359,751 6/1995 Yoshida D18/1
- D. 386,751 11/1997 Michael, III D14/100
- D. 398,331 9/1998 Ono D18/2
- 3,088,400 5/1963 Bergland et al. 101/93.35
- 4,160,242 7/1979 Fowler et al. 345/169
- 4,194,833 3/1980 Lester et al. 399/4

Primary Examiner—Martie K. Holtje


[57] **CLAIM**

The ornamental design for a multi-function electronic address organizer, as shown.

DESCRIPTION

FIG. 1 is a front elevational view of the multi-function electronic address organizer of the present invention; FIG. 2 is a rear elevational view of the multi-function electronic address organizer of FIG. 1; FIG. 3 is a left side elevational view of the multi-function electronic address organizer of FIG. 1; FIG. 4 is a right side elevational view of the multi-function electronic address organizer of FIG. 1; FIG. 5 is a top plan view of the multi-function electronic address organizer of FIG. 1; and, FIG. 6 is a bottom plan view of the multi-function electronic address organizer of FIG. 1.

1 Claim, 3 Drawing Sheets






Fig. 1




Fig. 2

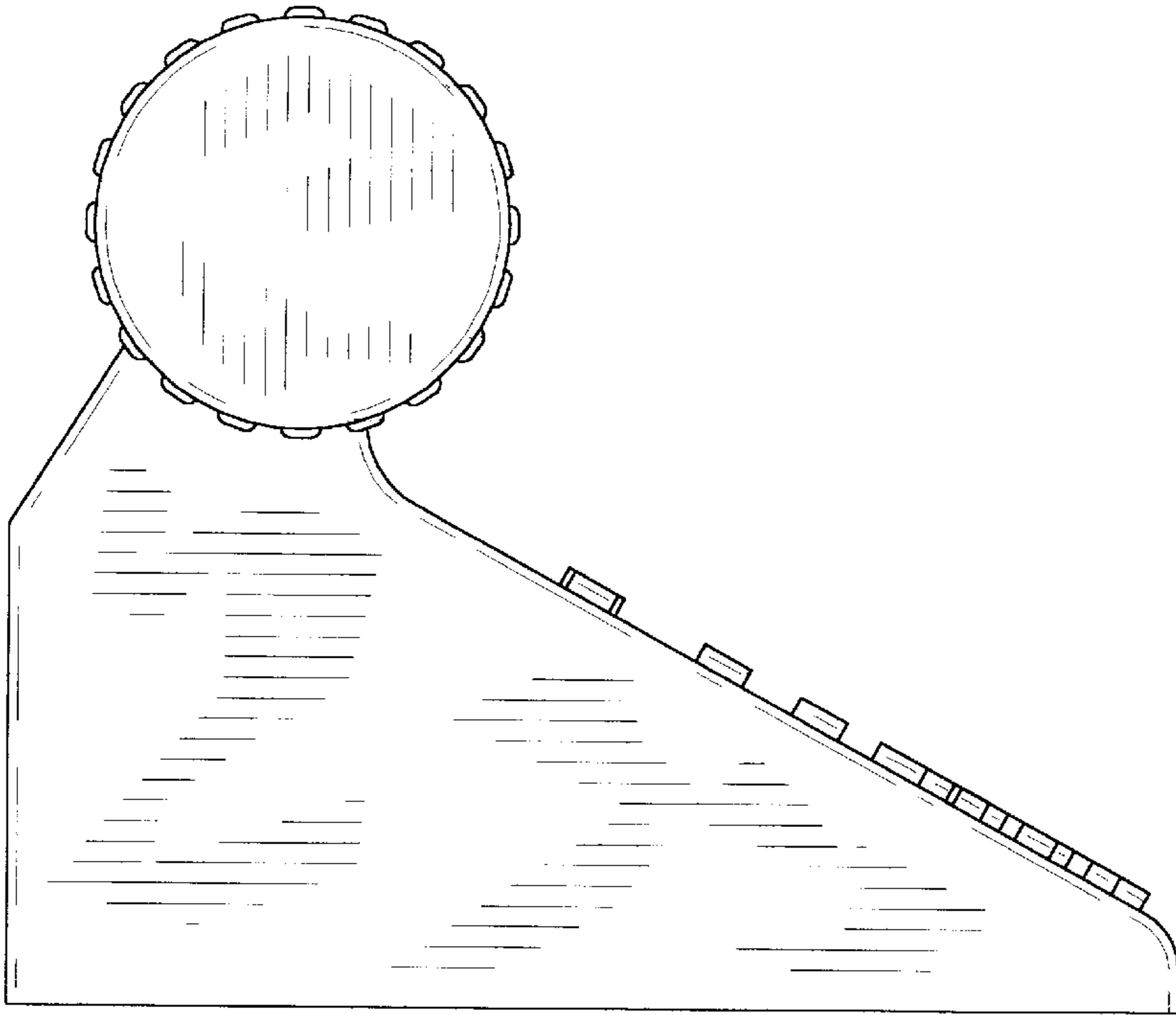


Fig. 3

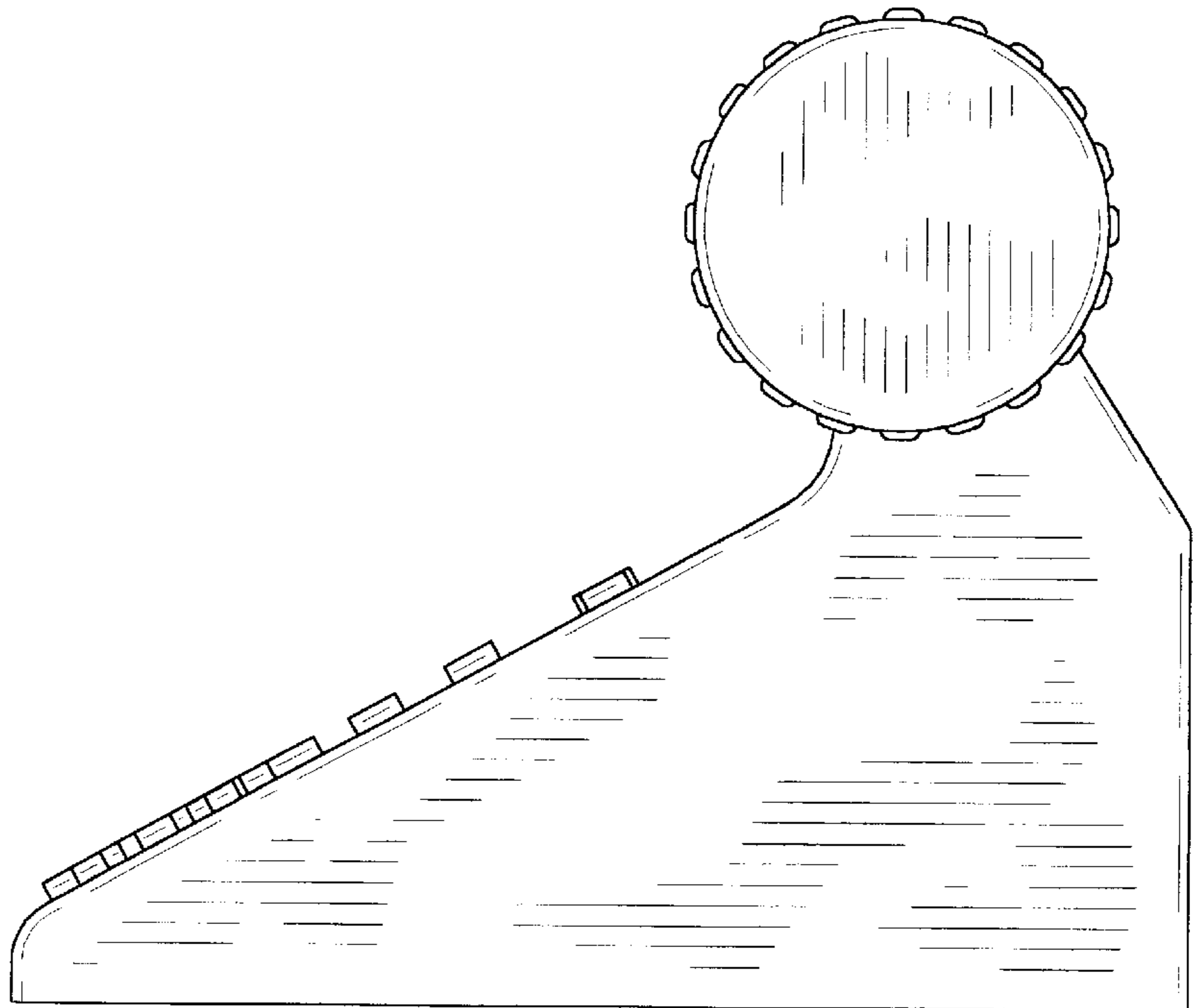


Fig. 4




Fig. 5

Fig. 6

