



US00D410249S

United States Patent [19]

Paduano et al.

[11] **Patent Number: Des. 410,249**

[45] **Date of Patent: ** May 25, 1999**

[54] **DISPLAY BASE FOR AN OFFICE MACHINE**

[75] Inventors: **Matthew Edward Paduano**, West Chester, Ohio; **Thomas Eugene Pangburn**, Lexington, Ky.

[73] Assignee: **Lexmark International, Inc.**, Lexington, Ky.

[**] Term: **14 Years**

[21] Appl. No.: **29/067,851**

[22] Filed: **Mar. 24, 1997**

[51] **LOC (6) Cl.** **18-02**

[52] **U.S. Cl.** **D18/59**

[58] **Field of Search** D18/56, 59, 12, D18/99; D19/92; 248/670, 676, 172, 176.1; 400/691; 206/561

[56] **References Cited**

U.S. PATENT DOCUMENTS

D. 46,984 2/1915 Lindsay D19/92

D. 192,396	3/1962	Hoff et al.	D19/99
D. 245,987	10/1977	Olson	D19/92
D. 348,284	6/1994	Throud et al.	D19/92
D. 356,106	3/1995	Agata	D18/59
4,522,521	6/1985	Scott	400/691
5,106,051	4/1992	Jondelius	400/691

Primary Examiner—Louis S. Zarfes
Assistant Examiner—G. Andoll
Attorney, Agent, or Firm—John A. Brady

[57] **CLAIM**

The ornamental design for a display base for an office machine, as shown and described.

DESCRIPTION

FIG. 1 is a top view of a display base for an office machine; FIG. 2 is a front view thereof; FIG. 3 is a right side view thereof; FIG. 4 is a left side view thereof; FIG. 5 is a rear view thereof; FIG. 6 is a bottom view thereof; and, FIG. 7 is a top, front left side perspective view thereof.

1 Claim, 5 Drawing Sheets

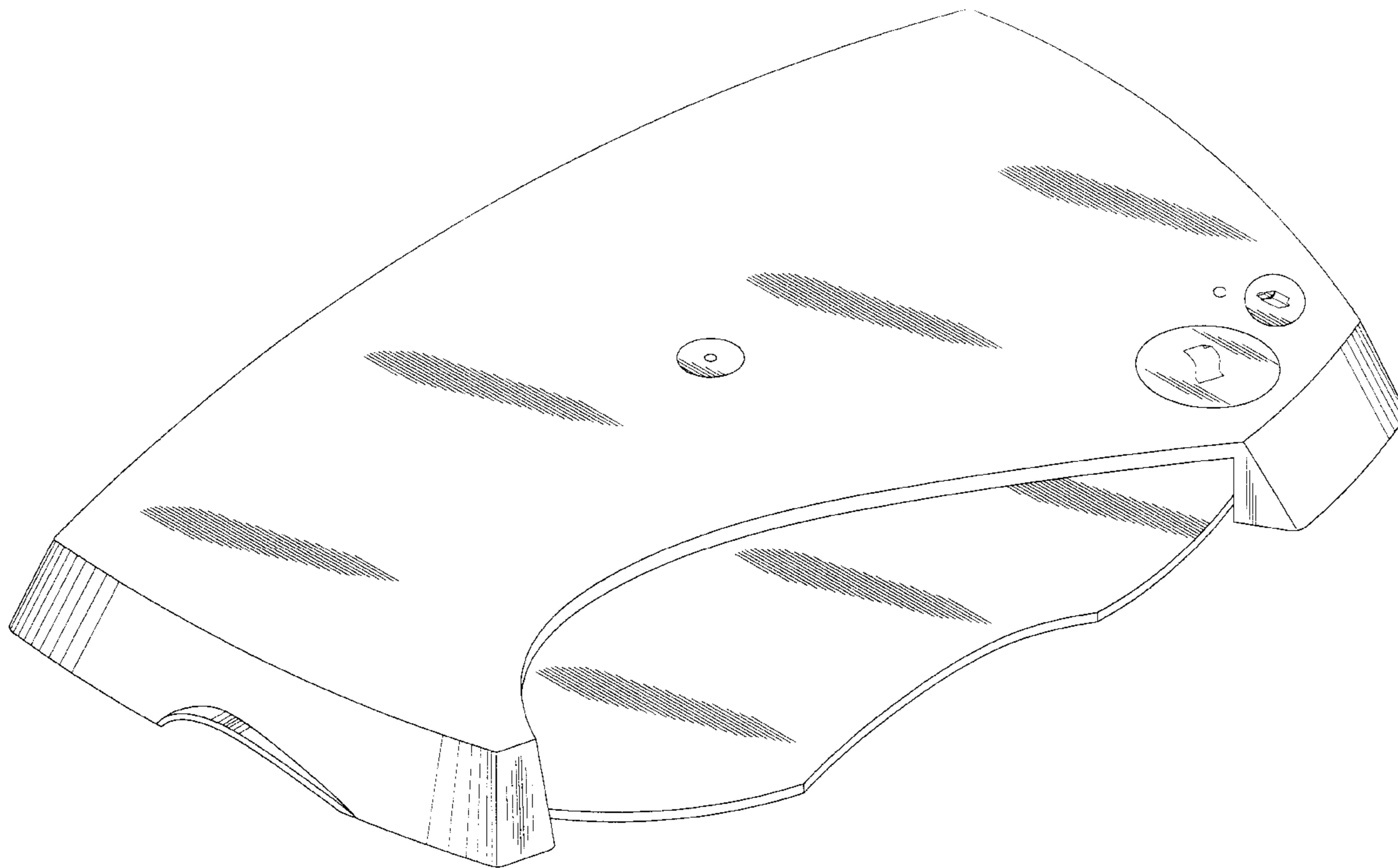


FIG. 1

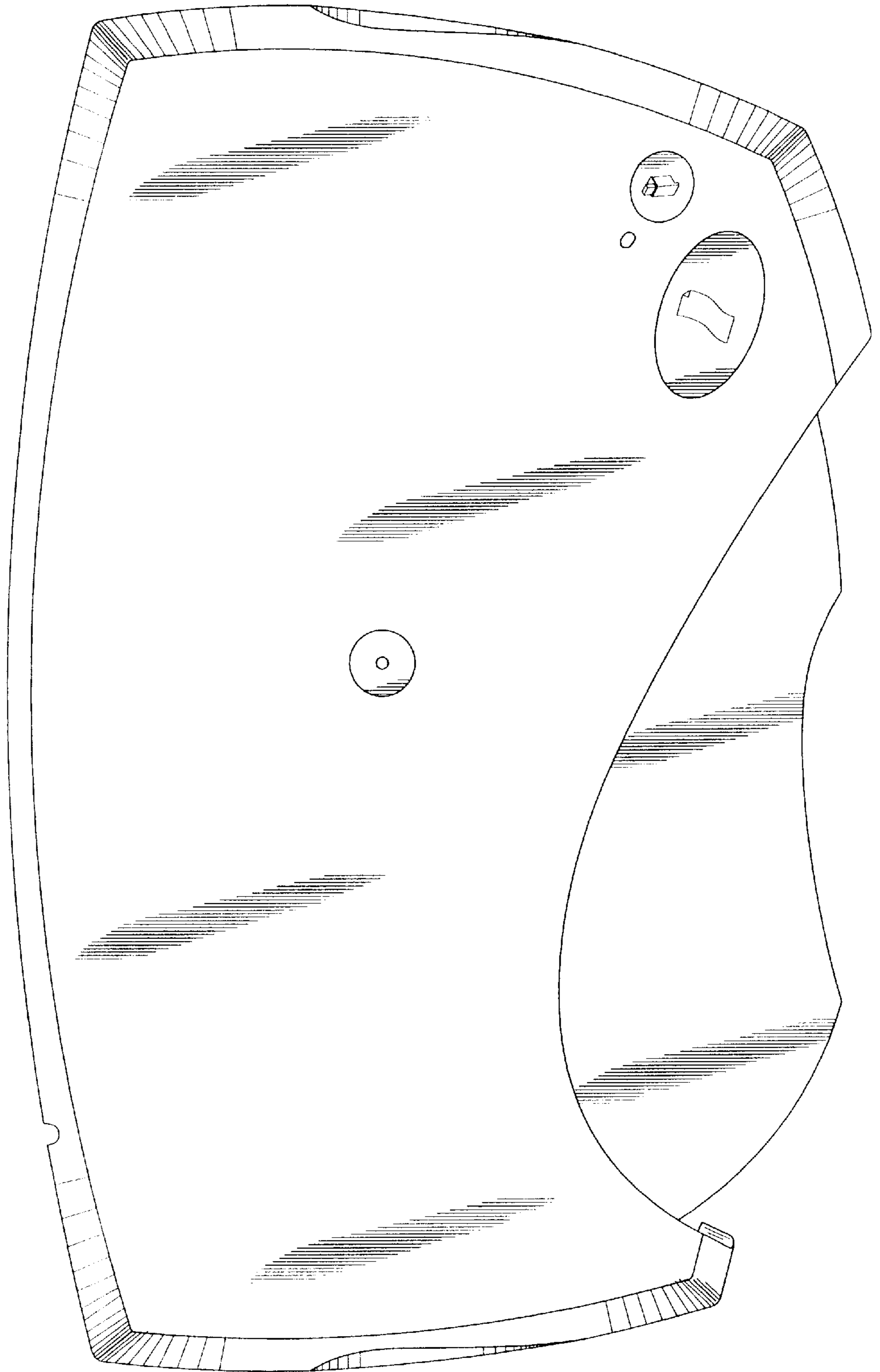


FIG. 5




FIG. 2

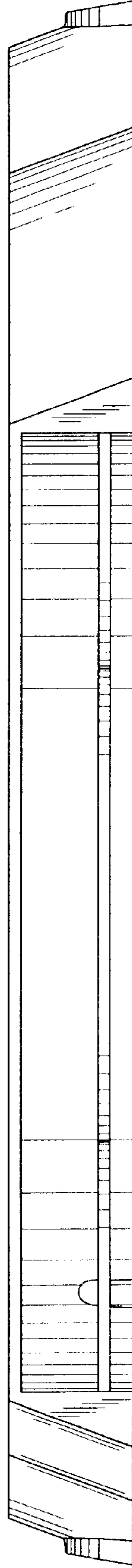


FIG. 3

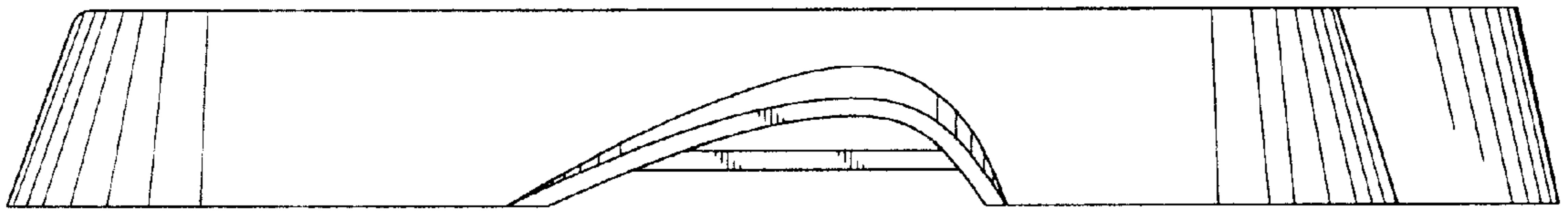


FIG. 4




FIG. 6

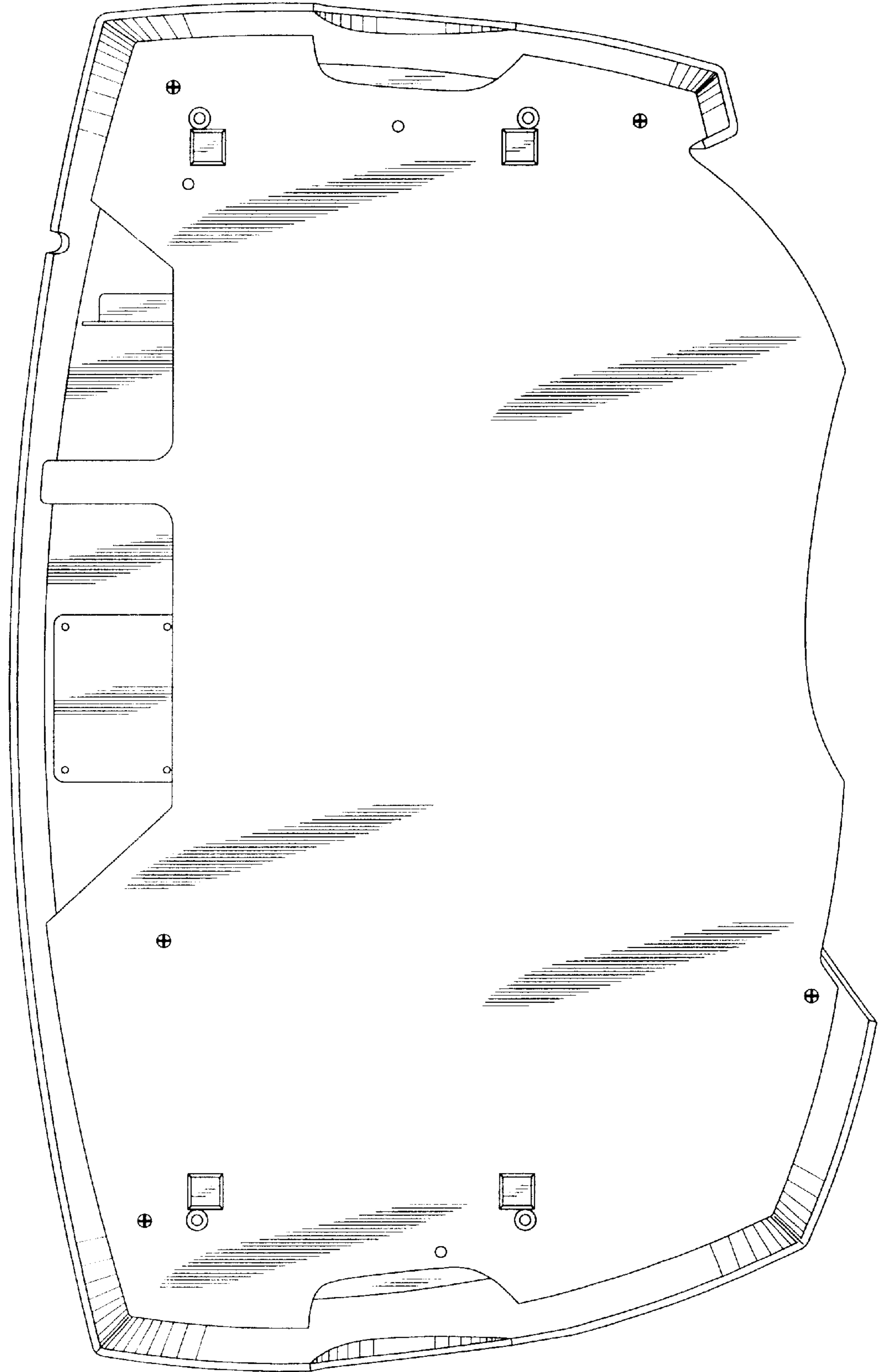


FIG. 7

