



US00D410245S

# United States Patent [19]

Arnette

[11] Patent Number: Des. 410,245

[45] Date of Patent: \*\* May 25, 1999

[54] EYEWEAR FRONT

[75] Inventor: Gregory F. Arnette, Monarch Beach, Calif.

[73] Assignee: Bausch & Lomb Incorporated, Rochester, N.Y.

[\*\*] Term: 14 Years

[21] Appl. No.: 29/088,712

[22] Filed: May 29, 1998

### Related U.S. Application Data

[62] Division of application No. 29/062,691, Nov. 21, 1996, Pat. No. Des. 400,229.

[51] LOC (6) Cl. .... 16-06

[52] U.S. Cl. .... D16/326

[58] Field of Search ..... D16/101, 300-330; 351/41, 44, 51, 52, 158; 2/447, 448

### [56] References Cited

#### U.S. PATENT DOCUMENTS

D. 169,570	5/1953	Von Seekamm	16/321
D. 192,883	5/1962	Petitto	D16/326
D. 192,885	5/1962	Petitto	16/329
D. 210,698	4/1968	Simon	D16/326
D. 235,164	5/1975	Shindler	.
D. 243,012	1/1977	Loughner	16/65
D. 244,196	5/1977	Zimmermann	16/65
D. 245,168	7/1977	Zimmermann	16/65
D. 246,791	12/1977	Shindler	16/65
D. 253,597	12/1979	Solomon	16/81
D. 285,092	8/1986	Baum	16/127
D. 302,559	8/1989	Samuel	16/102

D. 319,647	9/1991	Wilson	16/102
D. 327,081	6/1992	Nakamura	16/102
D. 354,505	1/1995	Francavilla	16/335
D. 358,160	5/1995	Conway	16/326
D. 363,504	10/1995	Arnette	16/326
D. 369,375	4/1996	Jannard	16/326
D. 371,382	7/1996	Berthet-Bondet	16/326
D. 371,383	7/1996	Goldman	16/327
D. 372,726	8/1996	Simioni	16/326
D. 372,929	8/1996	Conway	16/326
D. 388,815	1/1998	Mage	16/320
2,824,309	2/1958	Fleming	2/14
4,877,320	10/1989	Holden	351/44
5,541,674	7/1996	Jannard	351/41
5,565,937	10/1996	Lee	351/120
5,583,583	12/1996	Wilson	351/41
5,610,668	3/1997	Mage	351/41

### OTHER PUBLICATIONS

Harper's Bazaar, p. 31, right middle of page, Jan. 1950.

Primary Examiner—Raphael Barkai  
Attorney, Agent, or Firm—Katherine McGuire

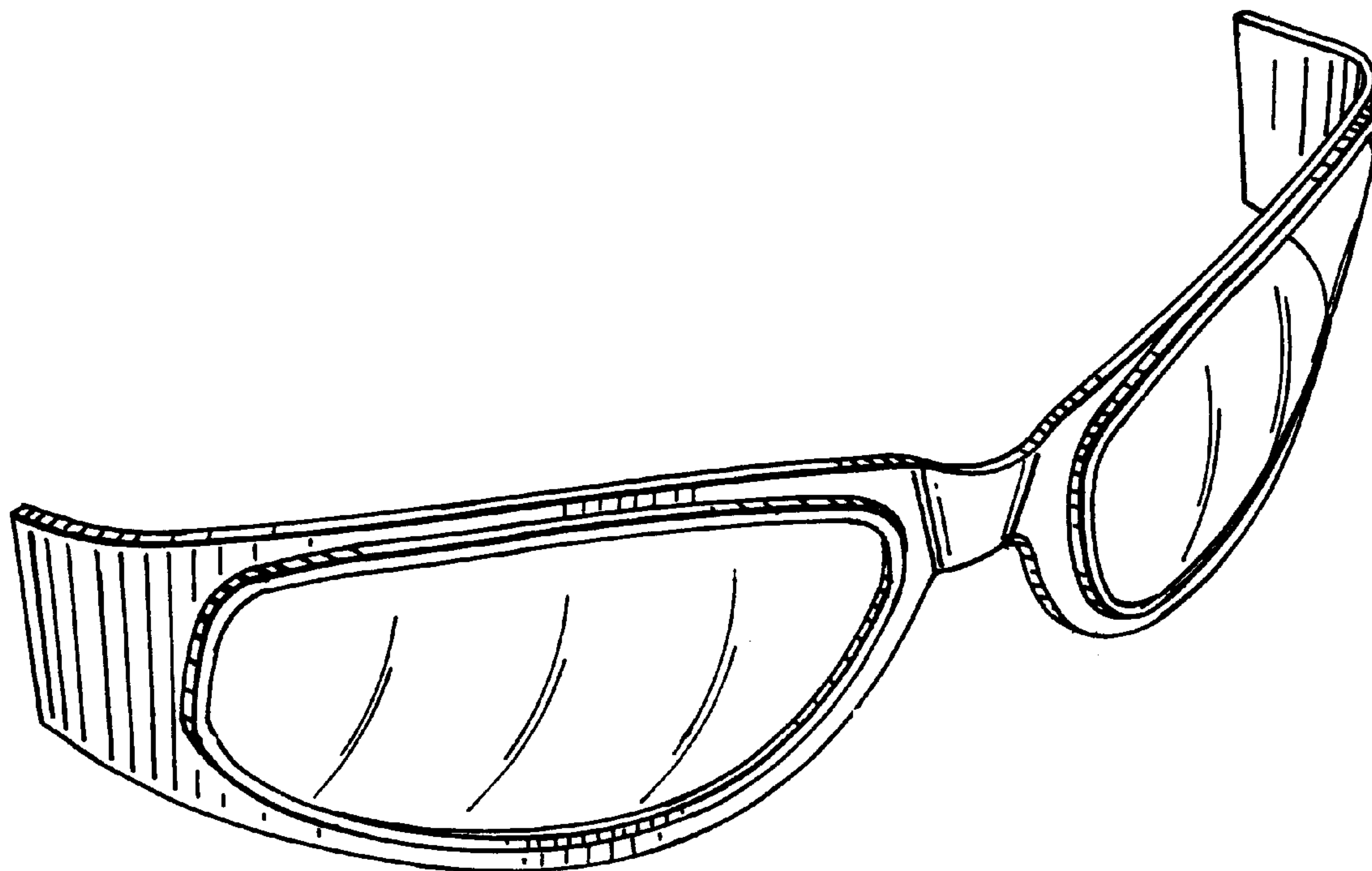
### [57] CLAIM

The ornamental design for eyewear front, as shown and described.

### DESCRIPTION

FIG. 1 is a front elevational view of an eyewear front showing my new design;  
FIG. 2 is a top plan view of FIG. 1;  
FIG. 3 is a side elevational view thereof;  
FIG. 4 is the view opposite FIG. 1;  
FIG. 5 is a front perspective view of FIG. 1; and,  
FIG. 6 is a rear perspective view thereof.

1 Claim, 3 Drawing Sheets






FIG. 1




FIG. 2

FIG. 3

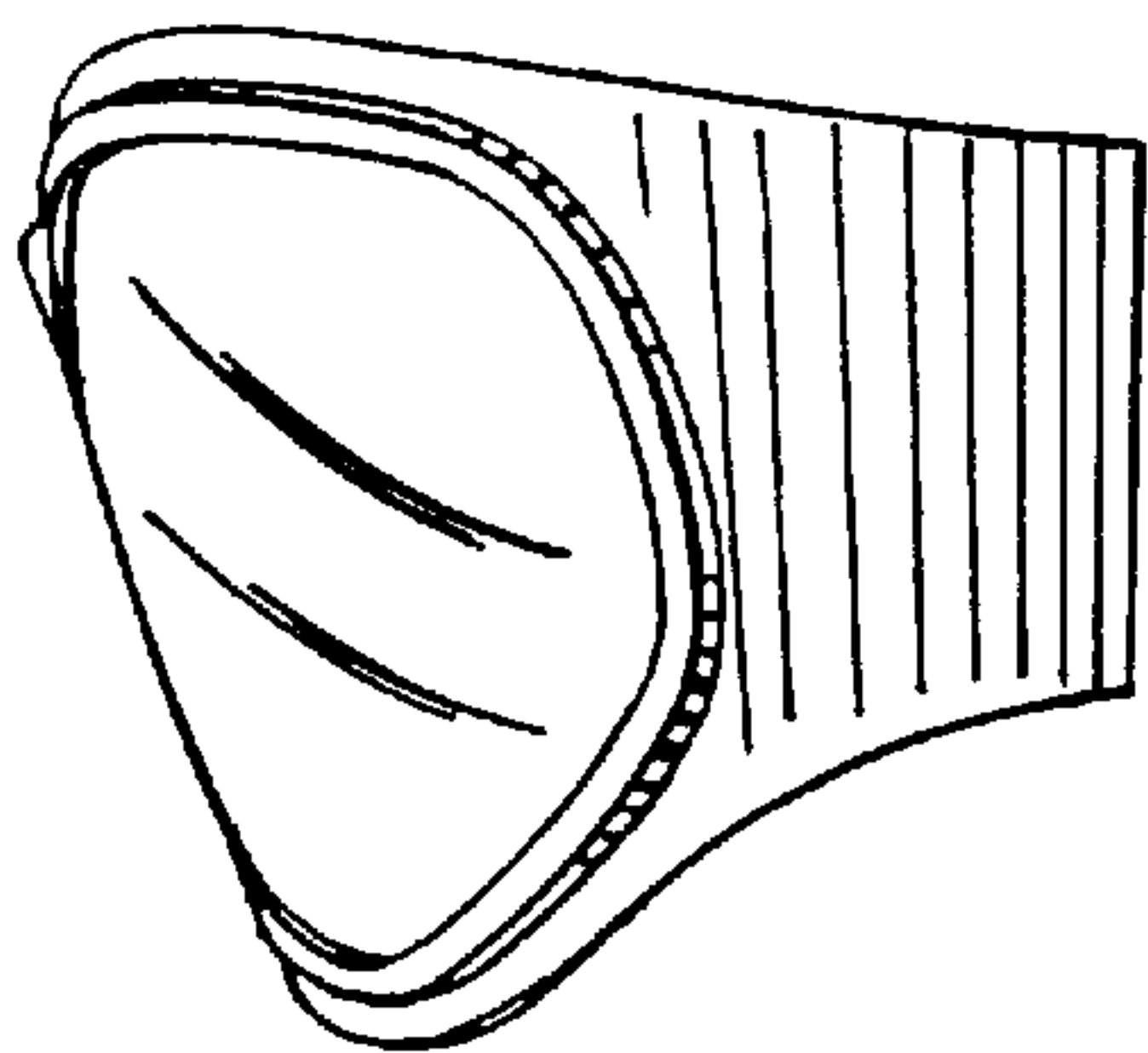
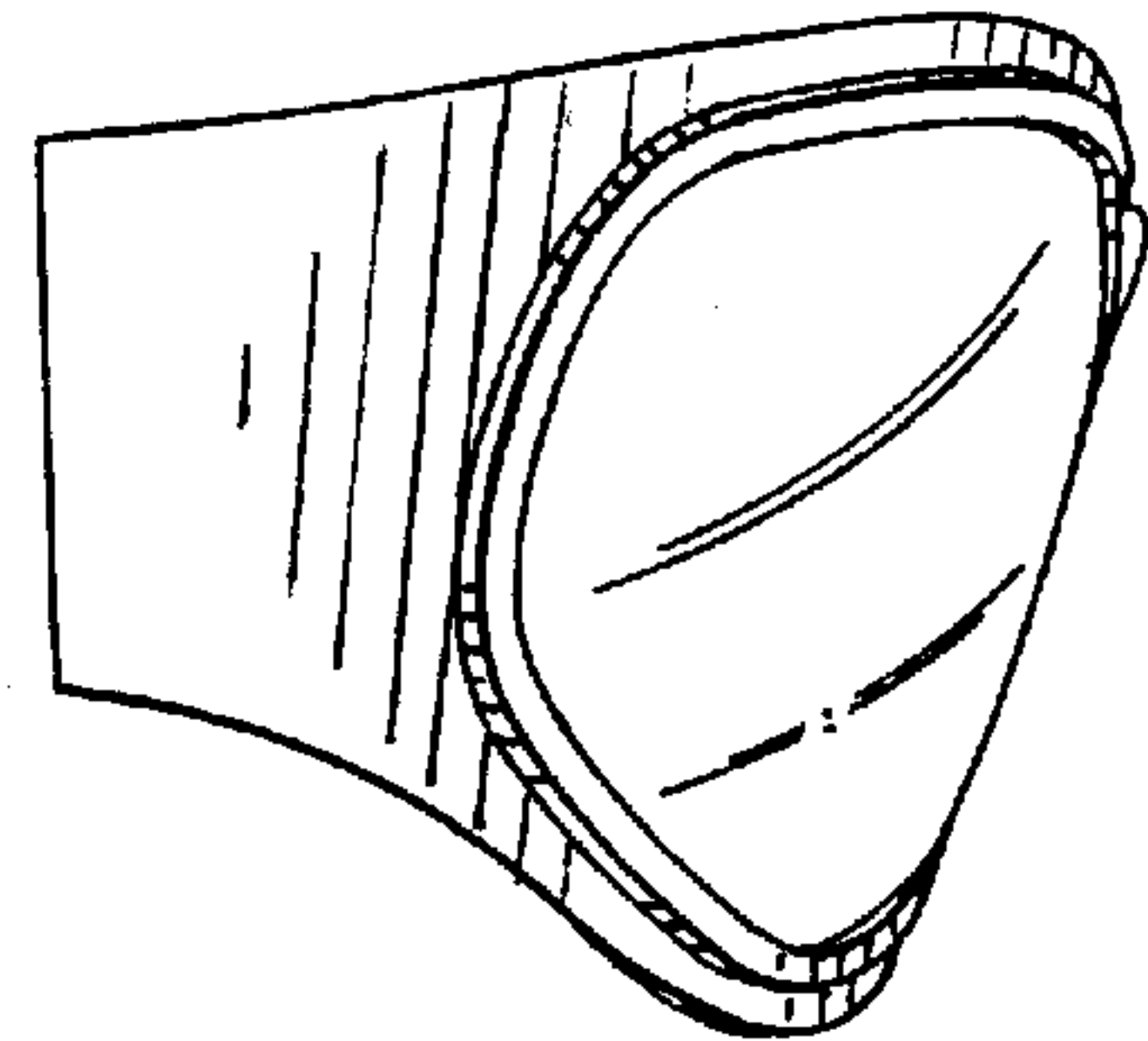


FIG. 4

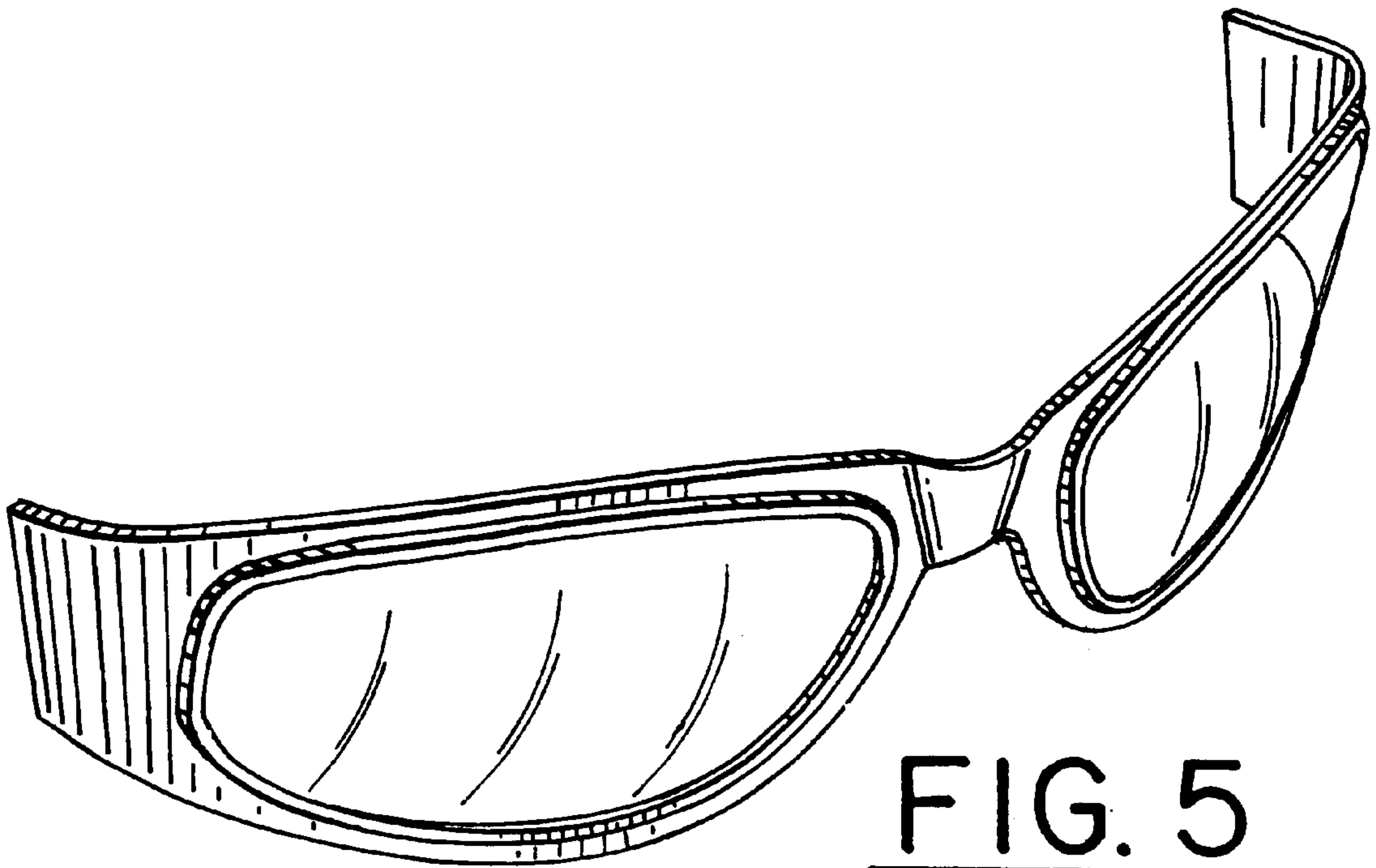


FIG. 5

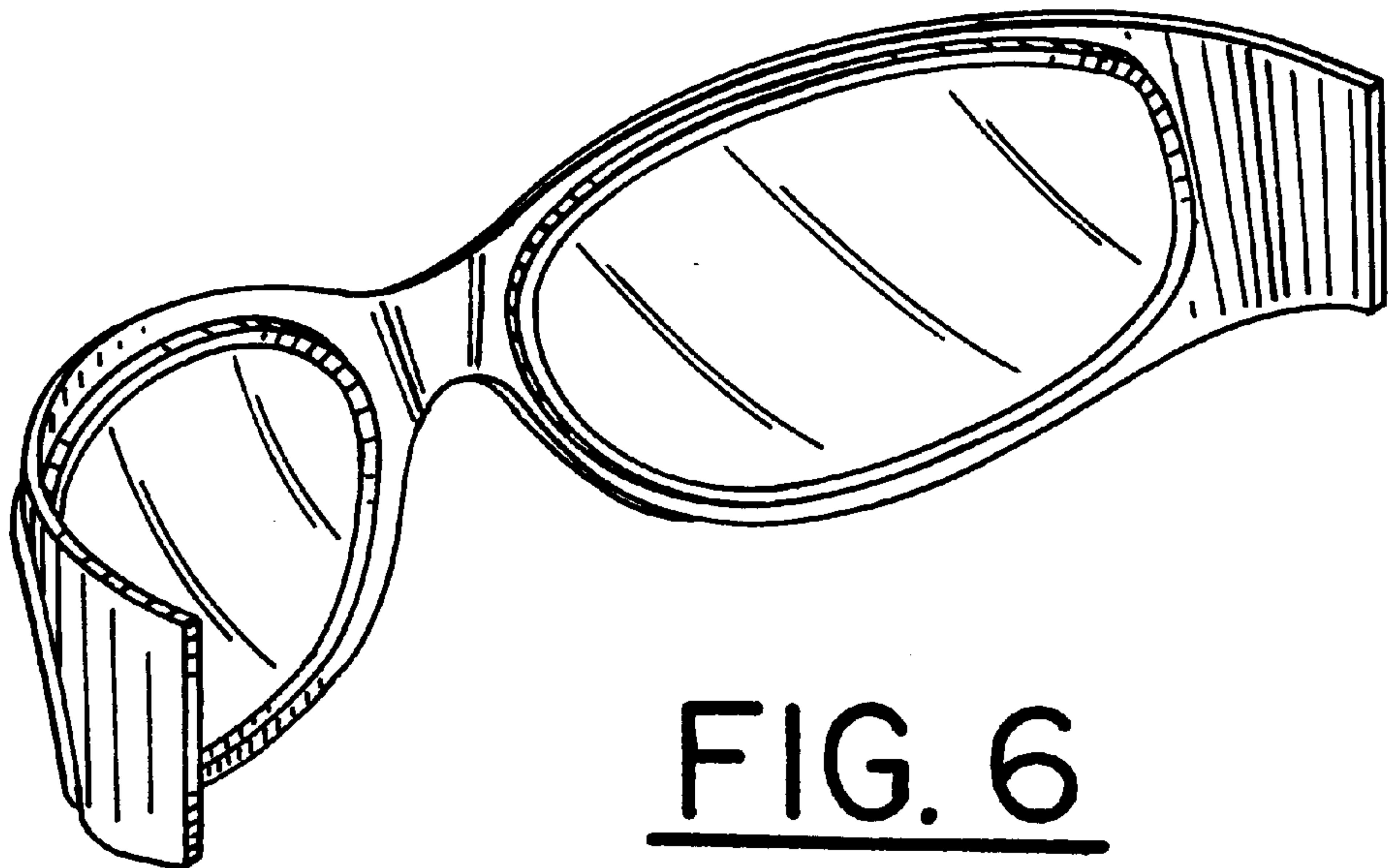


FIG. 6