



US00D410222S

United States Patent [19]
Hayashi

[11] **Patent Number: Des. 410,222**

[45] **Date of Patent: ** May 25, 1999**

[54] **REAR AND SIDE WALL STRUCTURE FOR A MOTOR VEHICLE**

D. 356,757 3/1995 Lagaay et al. D12/92
D. 391,911 3/1998 Lagaay et al. D12/196

[75] Inventor: **Kouichi Hayashi**, Hiroshima, Japan

Primary Examiner—Melody N. Brown
Attorney, Agent, or Firm—Sidley & Austin; Hugh A. Abrams

[73] Assignee: **Mazda Motor Corporation**,
Hiroshima-ken, Japan

[**] Term: **14 Years**

[57] **CLAIM**

The ornamental design for a rear and side wall structure for a motor vehicle, as shown and described.

[21] Appl. No.: **29/086,538**

DESCRIPTION

[22] Filed: **Apr. 14, 1998**

FIG. 1 is a perspective view of a rear and side wall structure for a motor vehicle;
FIG. 2 is a front view of the rear and side wall structure for a motor vehicle;
FIG. 3 is a top view of the rear and side wall structure for a motor vehicle;
FIG. 4 is a left side view of the rear and side wall structure for a motor vehicle; and,
FIG. 5 is a right side view of the rear and side wall structure for a motor vehicle.

[30] **Foreign Application Priority Data**

Oct. 14, 1997 [JP] Japan 9-71450

The broken lines shown in FIG. 1 are for illustrative purposes only and form no part of the claimed design.

[51] **LOC (6) Cl.** **12-16**

[52] **U.S. Cl.** **D12/196**

[58] **Field of Search** D12/196, 184,
D12/90-92; 296/105

[56] **References Cited**

U.S. PATENT DOCUMENTS

D. 311,512 10/1990 Fiorovanti D12/196
D. 321,679 11/1991 Shimada D12/196

1 Claim, 3 Drawing Sheets




FIG. 1

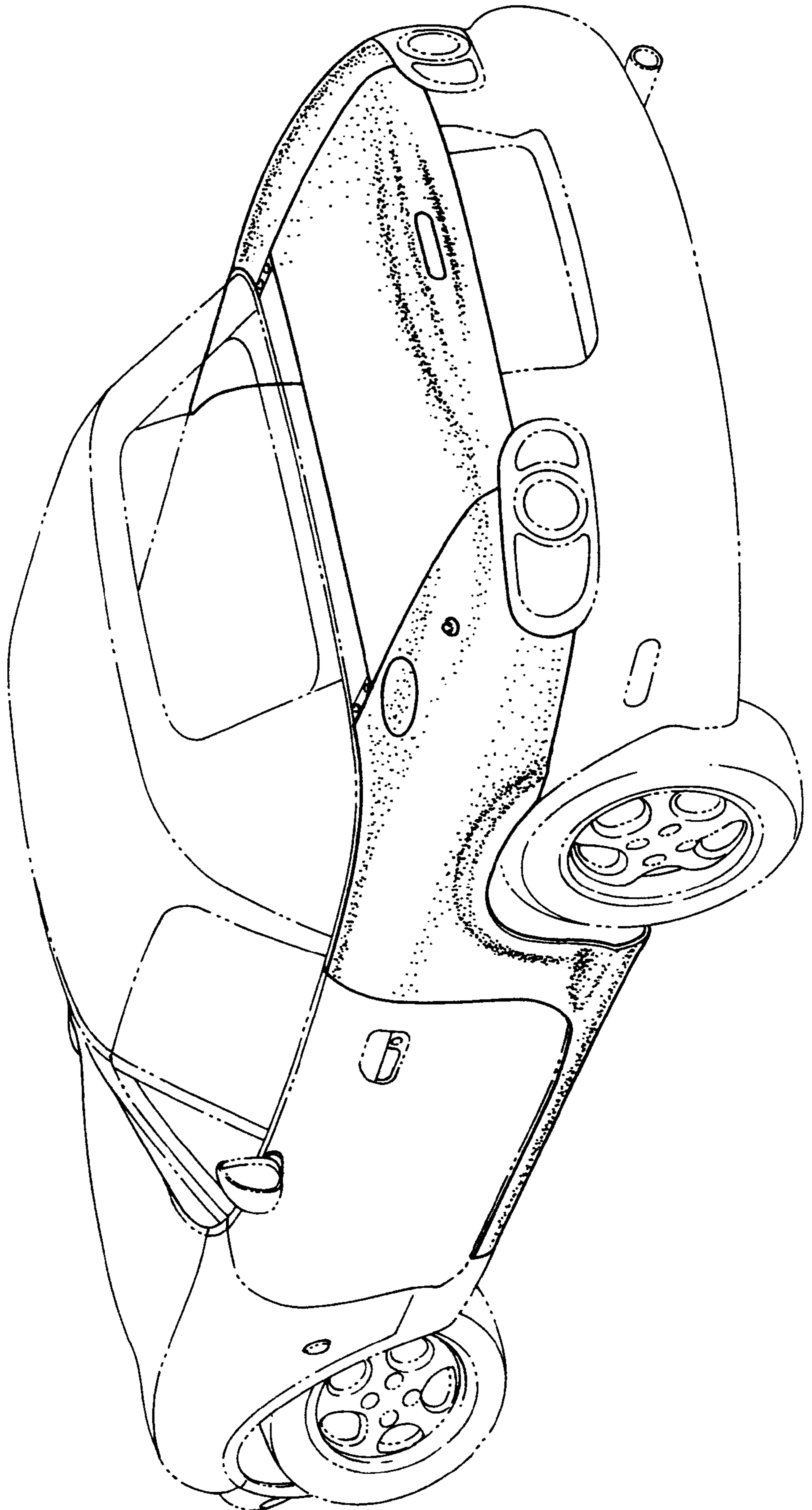


FIG. 2

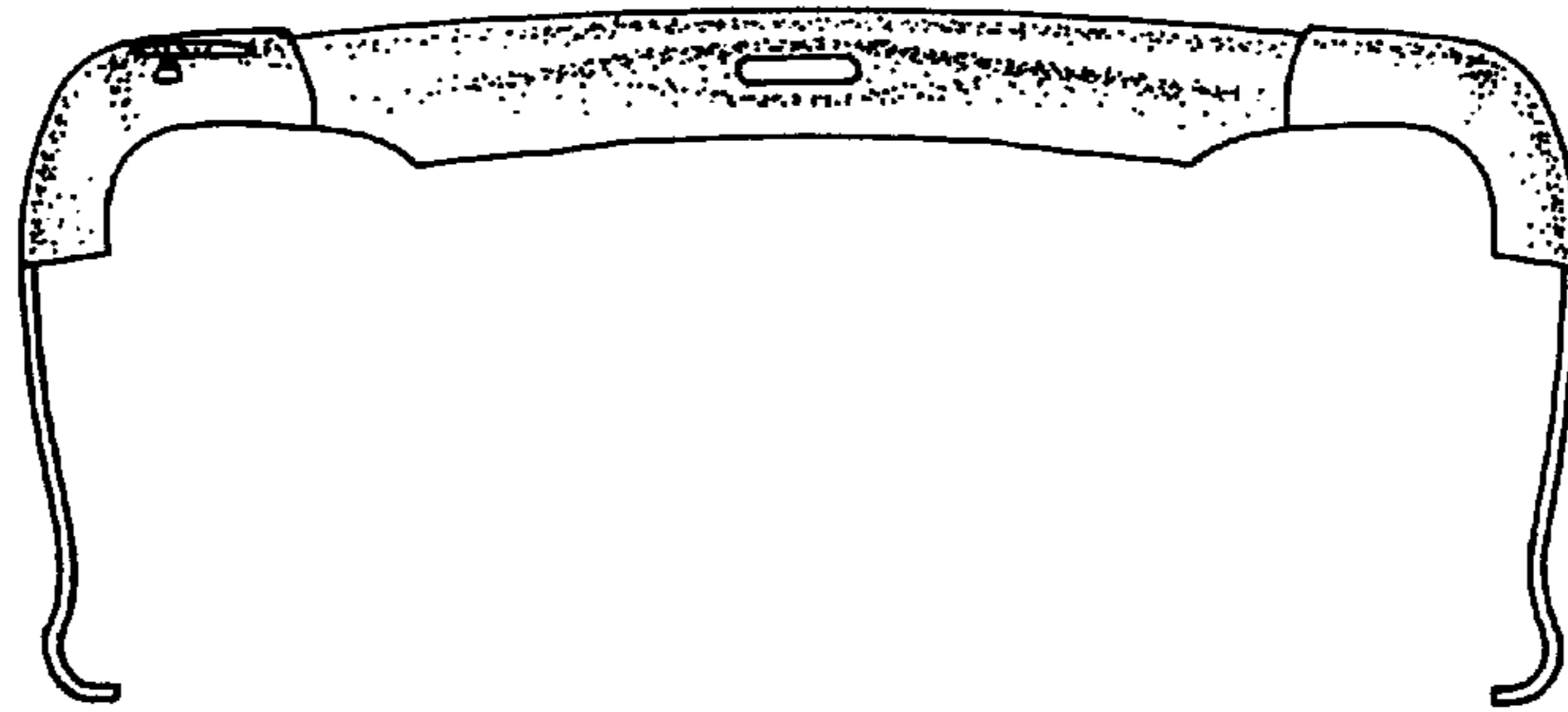


FIG. 3

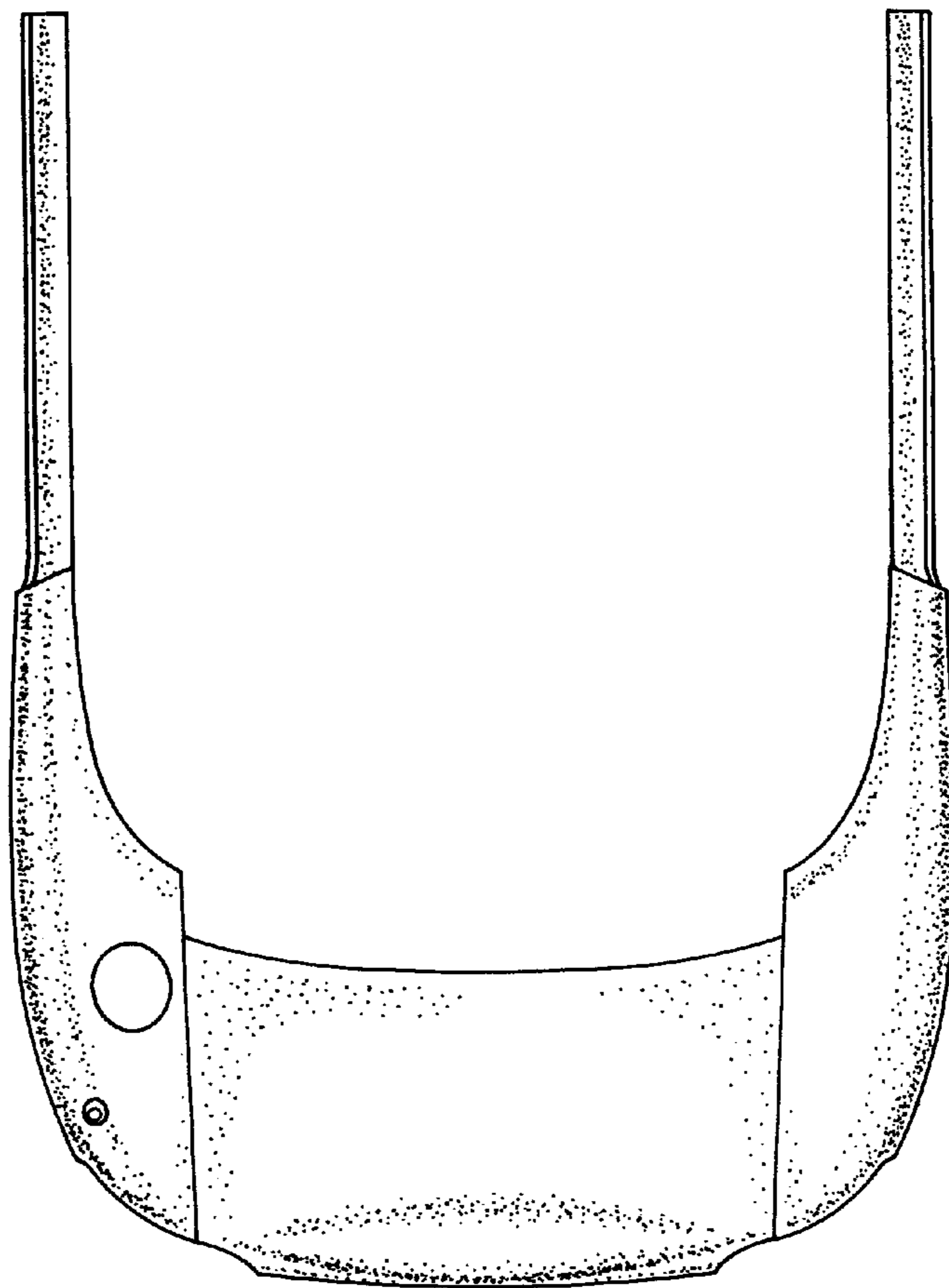


FIG. 4

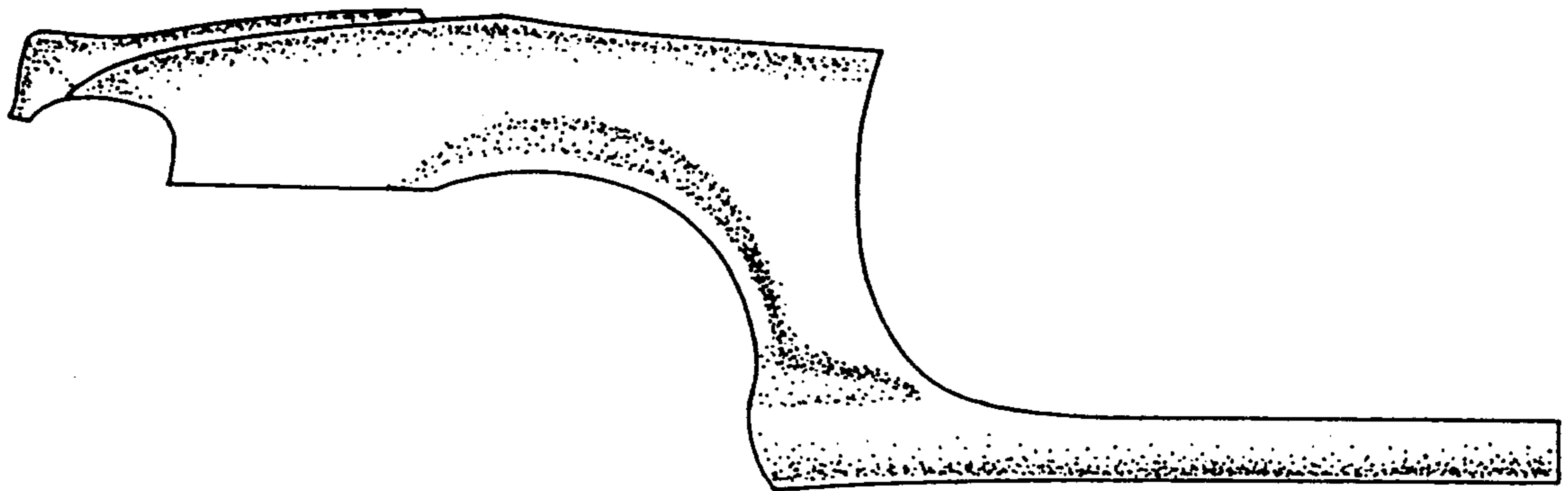


FIG. 5

