



US00D410195S

**United States Patent** [19]  
**Horvath**

[11] **Patent Number: Des. 410,195**

[45] **Date of Patent: \*\* May 25, 1999**

[54] **DOOR STOP PLATE**

[76] Inventor: **John T Horvath**, 1722 Siegfriedale Rd., Kutztown, Pa. 19530

[\*\*] Term: **14 Years**

[21] Appl. No.: **29/076,029**

[22] Filed: **Aug. 29, 1997**

[51] **LOC (6) Cl.** ..... **08-09**

[52] **U.S. Cl.** ..... **D8/402**

[58] **Field of Search** ..... 292/288, 343,  
292/339, 338, DIG. 15; D8/402, 400; 16/82,  
86 A, 86 B

[56] **References Cited**

**U.S. PATENT DOCUMENTS**

D. 81,834	8/1930	Hoff	.....	D8/400
D. 288,290	2/1987	Angle	.....	D8/400
D. 368,022	3/1996	Angle	.....	D8/402

*Primary Examiner*—Susan J. Lucas  
*Assistant Examiner*—Jennifer Rivard

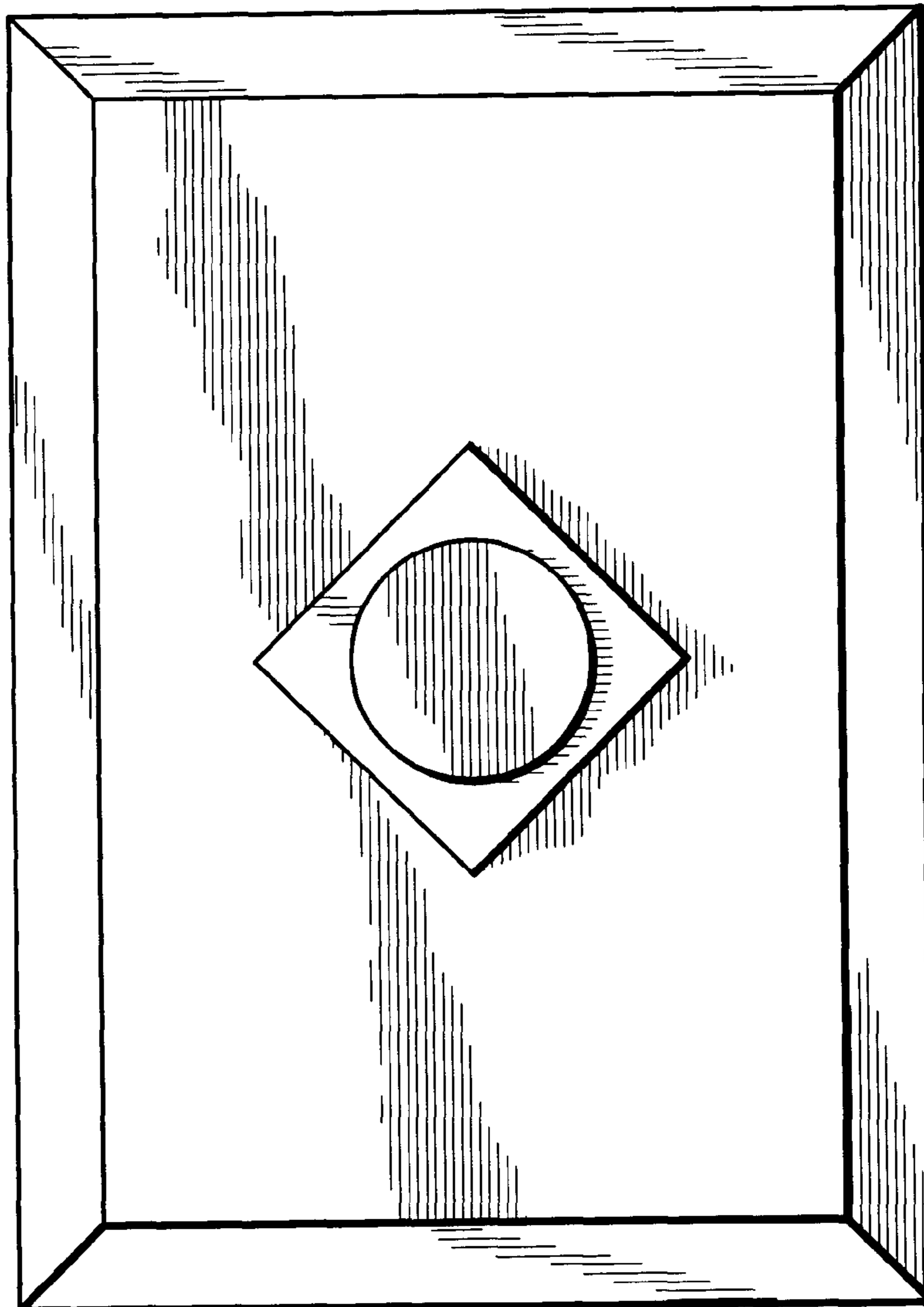
[57] **CLAIM**

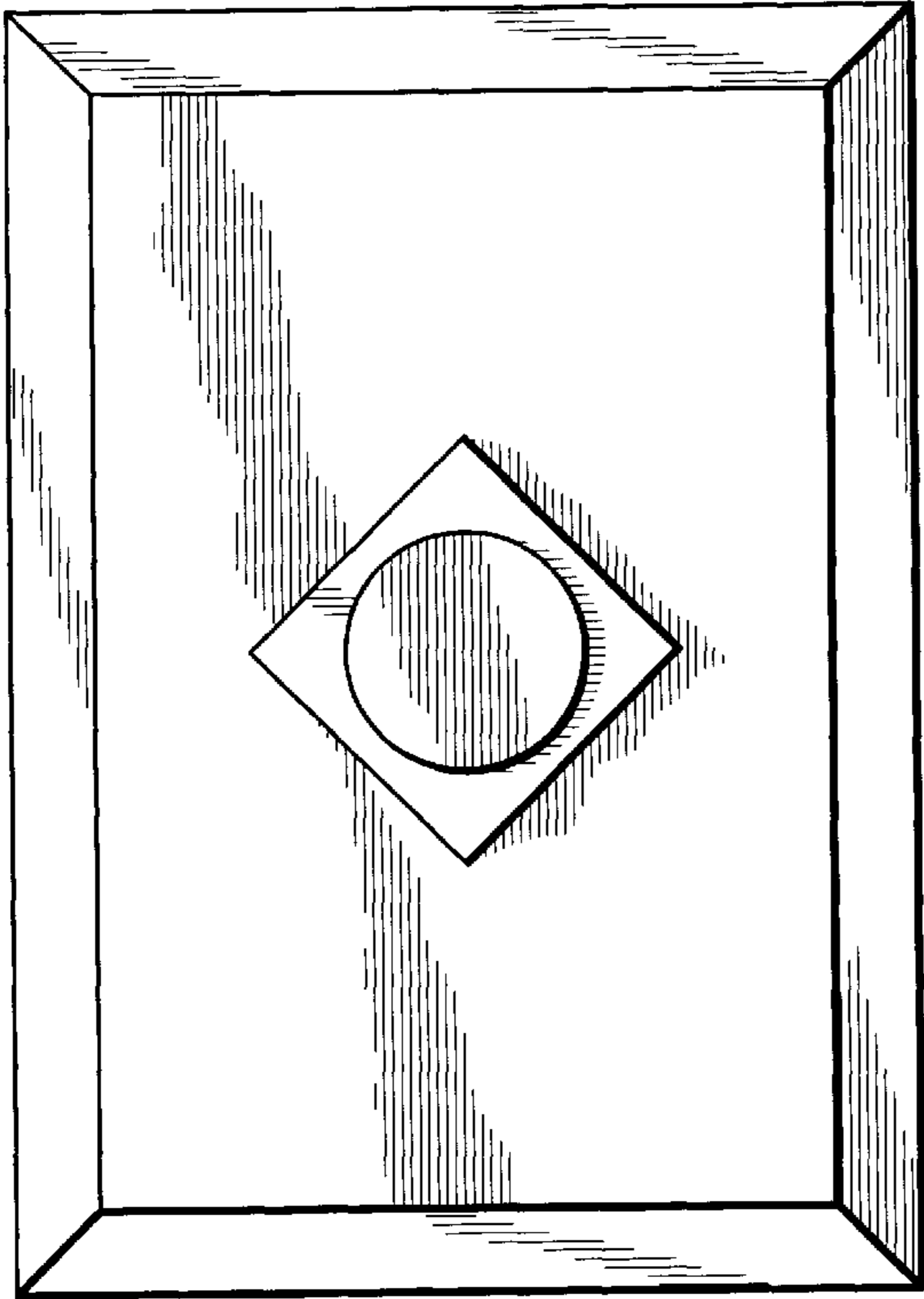
The ornamental design for a door stop plate, as shown and described.

**DESCRIPTION**


FIG. 1 is a front elevation view of the door stop plate of the present invention;  
FIG. 2 is a back elevation view of the door stop plate of FIG. 1;  
FIG. 3 is a left side elevation view of the door stop plate of FIG. 1;  
FIG. 4 is a right side elevation view of the door stop plate of FIG. 1;  
FIG. 5 is a top plan view of the door stop plate of FIG. 1; and,  
FIG. 6 is a bottom plan view of the door stop plate of FIG. 1.

**1 Claim, 3 Drawing Sheets**

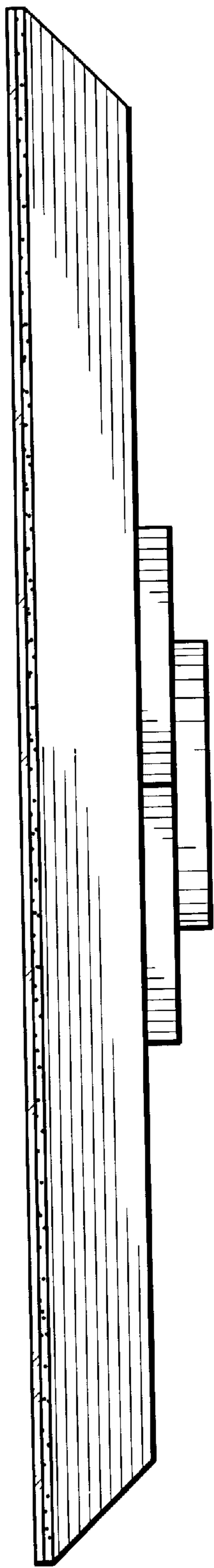




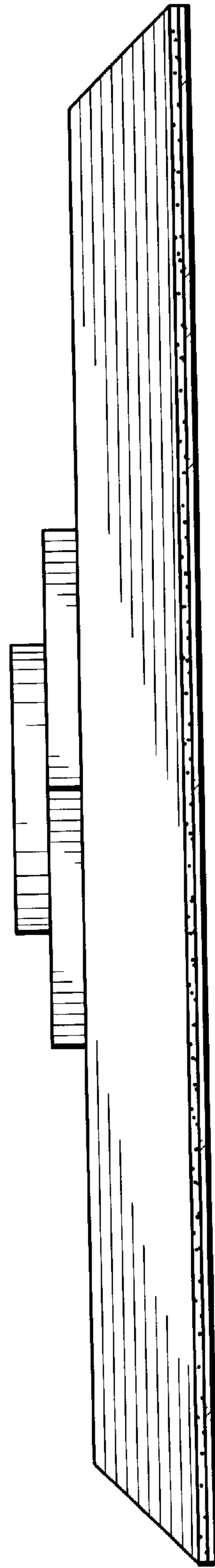
*Fig. 1*



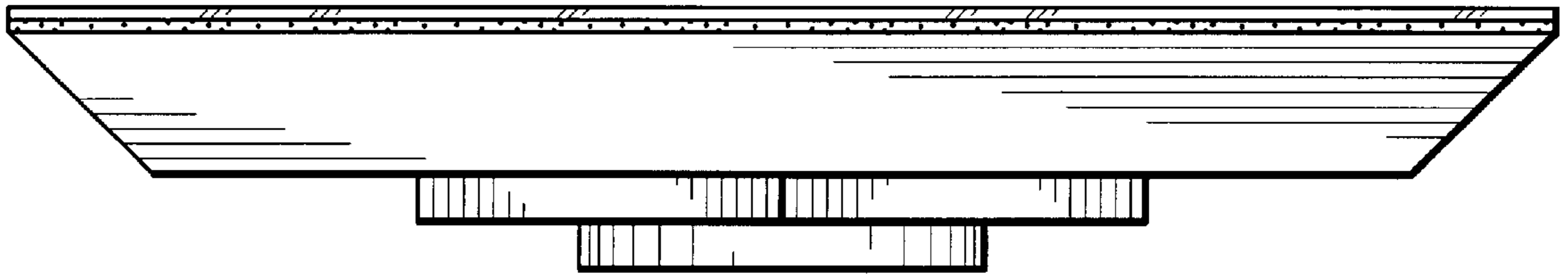
*Fig. 2*



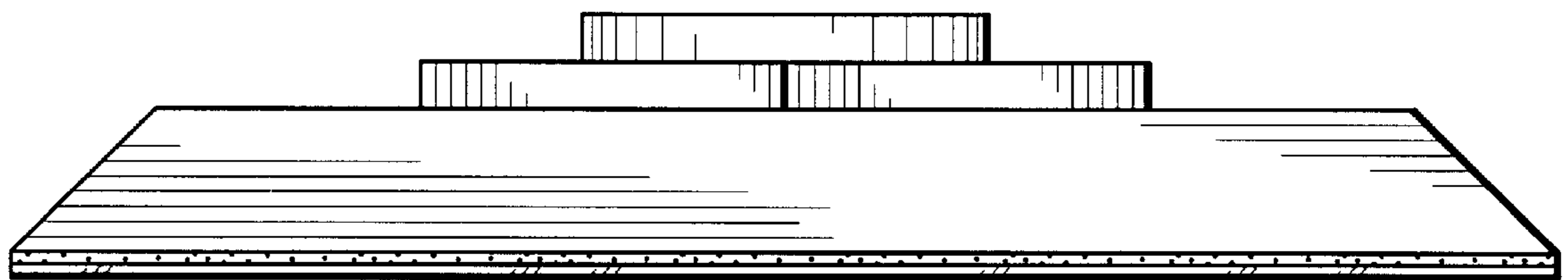
*Fig. 3*



*Fig. 4*



*Fig. 5*



*Fig. 6*