



US00D410191S

# United States Patent [19] Yang

[11] Patent Number: **Des. 410,191**

[45] Date of Patent: **\*\* May 25, 1999**

[54] **KETTLELIKE PADLOCK**

[76] Inventor: **Yaw-Kuen Yang**, No. 101, Lane 93,  
Chang Lu Road, Chang Hua City,  
Taiwan

[\*\*] Term: **14 Years**

[21] Appl. No.: **29/093,852**

[22] Filed: **Sep. 18, 1998**

[51] **LOC (6) Cl.** ..... **08-07**

[52] **U.S. Cl.** ..... **D8/335**

[58] **Field of Search** ..... D8/333, 334, 335;  
70/20, 21, 22, 24, 27

[56] **References Cited**

**U.S. PATENT DOCUMENTS**

D. 33,778	12/1900	Slymaker	.....	D8/335
D. 432,438	12/1993	Chou	.....	D8/335
962,087	6/1910	Kuczynski	.....	D8/335

*Primary Examiner*—Brian N. Vinson  
*Attorney, Agent, or Firm*—Browdy and Neimark


[57] **CLAIM**

The ornamental design for a “kettlelike padlock”, as shown and described.

**DESCRIPTION**

FIG. 1 shows a perspective view of the present design.  
FIG. 2 shows a right elevational view of the present design.  
FIG. 3 shows a top plan view of the present design.  
FIG. 4 shows a front elevational view of the present design.  
FIG. 5 shows a bottom plan view of the present design.  
FIG. 6 shows a left elevational view of the present design.  
FIG. 7 shows a rear elevational view of the present design;  
and,  
FIG. 8 shows a front elevational view of the present design  
in an unlocked state.

**1 Claim, 2 Drawing Sheets**






FIG. 8




FIG. 1

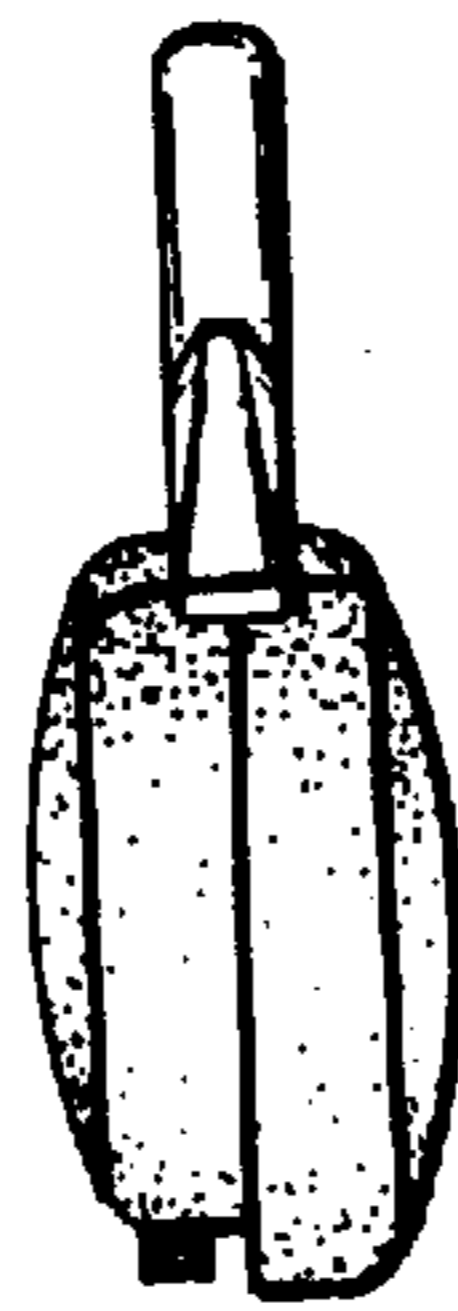


FIG. 2

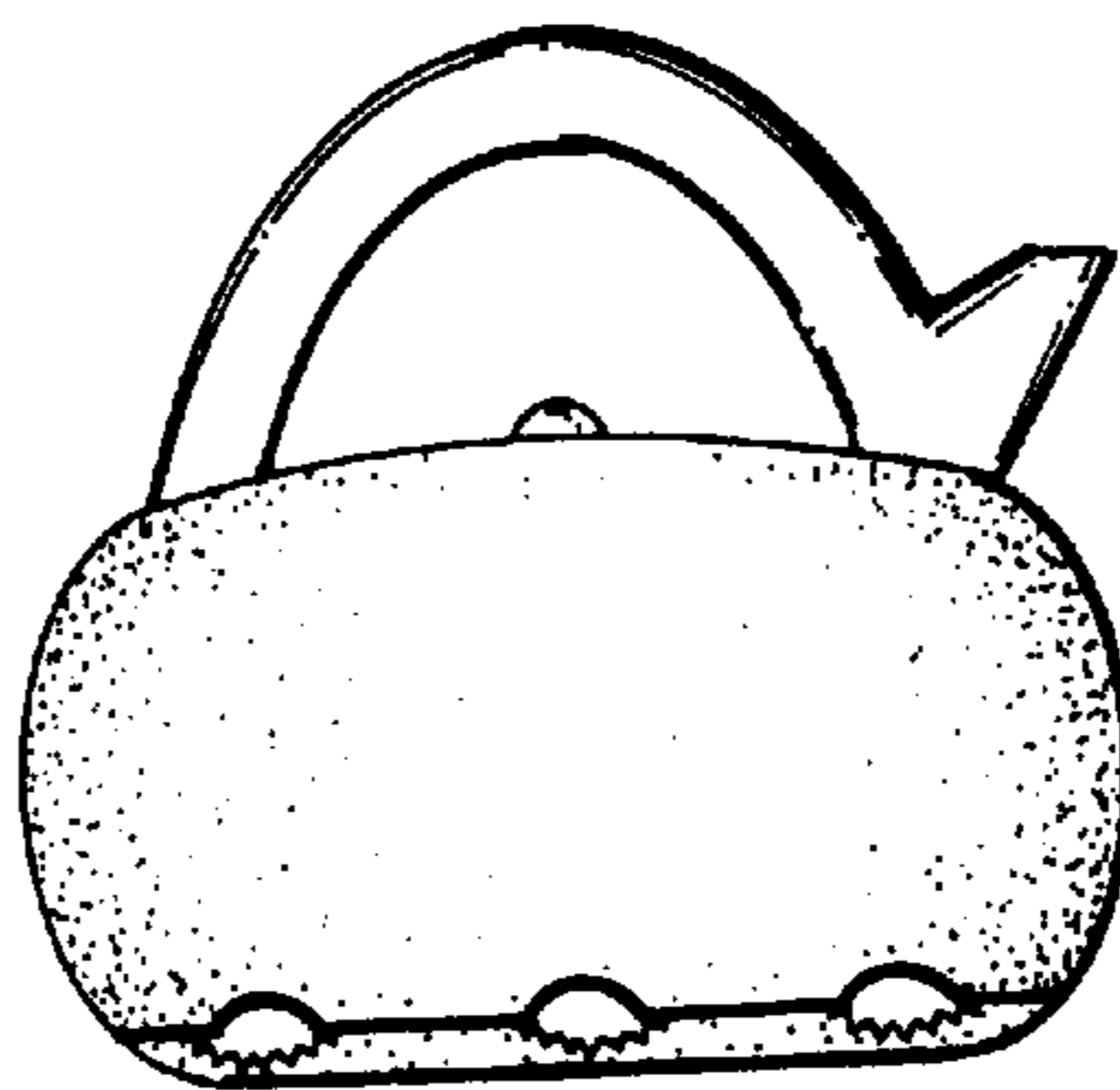


FIG. 4




FIG. 3

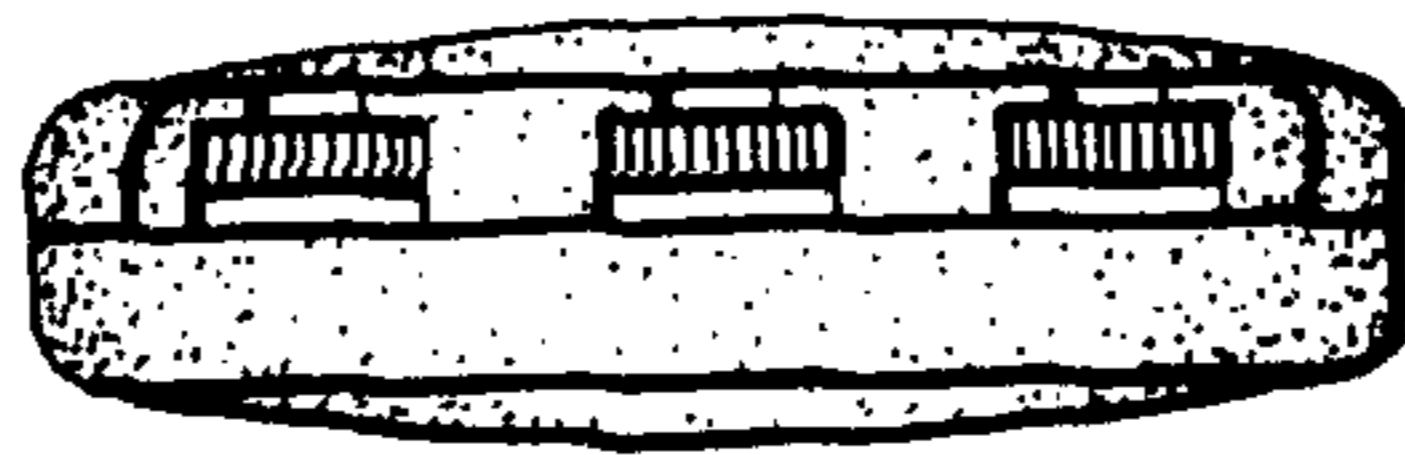


FIG. 5

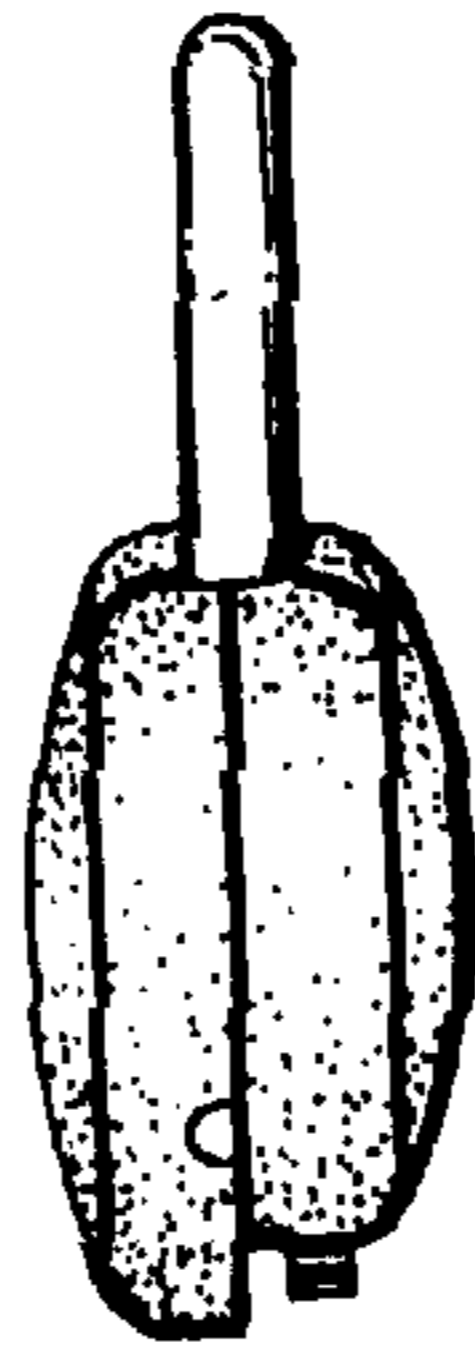


FIG. 6

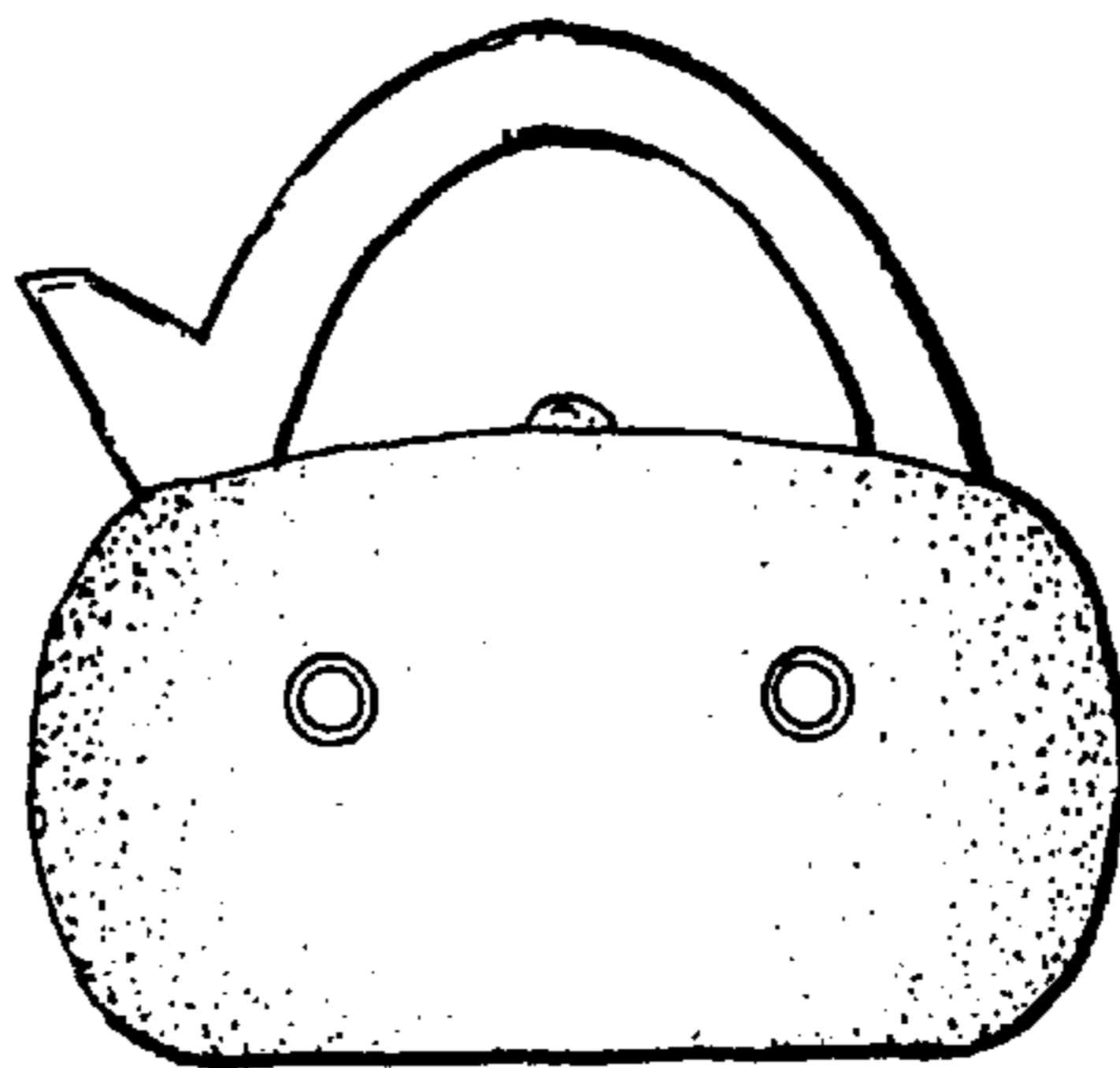


FIG. 7