



US00D410187S

United States Patent [19] Balolia

[11] **Patent Number: Des. 410,187**

[45] **Date of Patent: ** May 25, 1999**

[54] **FOLDING BLADE KNIFE HANDLE**

[75] Inventor: **Shiraz Balolia**, Bellingham, Wash.

[73] Assignee: **Gutmann Cutlery, Inc.**, Bellingham, Wash.

[**] Term: **14 Years**

[21] Appl. No.: **29/089,019**

[22] Filed: **Jun. 5, 1998**

Related U.S. Application Data

[62] Division of application No. 29/064,783, Jan. 8, 1997, Pat. No. Des. 399,113.

[51] **LOC (6) Cl.** **08-03**

[52] **U.S. Cl.** **D8/99**

[58] **Field of Search** D8/98, 99, 100, D8/107; D22/118; 30/155, 156, 157, 158, 159, 160, 161, 162

References Cited

U.S. PATENT DOCUMENTS

D. 302,934	8/1989	Finn	D8/99
D. 333,251	2/1993	Glesser	D8/99
D. 347,375	5/1994	Sakai	D8/99
D. 348,818	7/1994	Hasegawa	D8/99
D. 356,726	3/1995	Sakai	D8/99
D. 365,266	12/1995	Hasegawa	D8/99
D. 367,599	3/1996	Sakai	D8/99
D. 373,521	9/1996	Applegate et al.	D8/99

OTHER PUBLICATIONS

Gorilla '97 catalog, Boker Model No. A09524, discloses a folding blade knife.

Gorilla '97 catalog, Kershaw page, discloses folding blade knives.

1995-96 Spyderco Catalog, Model Nos. HR02K and KR021K disclose folding blade knives.

1995-96 Spyderco Catalog, Model Nos. C13 and C32 disclose folding blade knives.

Spyderco Advertisement from Blade Magazine, undated discloses a folding blade knife.

Boker Advertisement from Blade Magazine, Feb. 1996, discloses a folding blade knife.

Kershaw Advertisement from Blade Magazine, Feb. 1996, discloses a folding blade knife.

Benchmade Advertisement from Blade Magazine, Jul. 1996, discloses folding blade knives.

Knives '95 "centerfold knives '95", Padilla, discloses a folding blade knife.

Knives '93 "New Knives in Production" discloses folding blade knives.

Primary Examiner—Philip S. Hyder

Attorney, Agent, or Firm—Michael R. Schacht; Hughes & Schacht, P.S.

CLAIM

[57] The ornamental design for a folding blade knife handle, as shown and described.

DESCRIPTION

FIG. 1 is a first side elevational view of a folding blade knife handle constructed in accordance with, and embodying, the principles of the present invention, an exemplary knife blade being shown therein in broken lines;

FIG. 2 is a top plan view of the handle depicted in FIG. 1, an exemplary knife blade being shown therein in broken lines;

FIG. 3 is a second side elevational view of the handle depicted in FIG. 1, an exemplary knife blade being shown therein in broken lines;

FIG. 4 is a bottom plan view of the handle depicted in FIG. 1;

FIG. 5 is a first end elevational view of the handle depicted in FIG. 1; and,

FIG. 6 is a second end elevational view of the handle depicted in FIG. 1.

The broken line showing of the blade is for illustrative purposes only and forms no part of the claimed design.

1 Claim, 2 Drawing Sheets

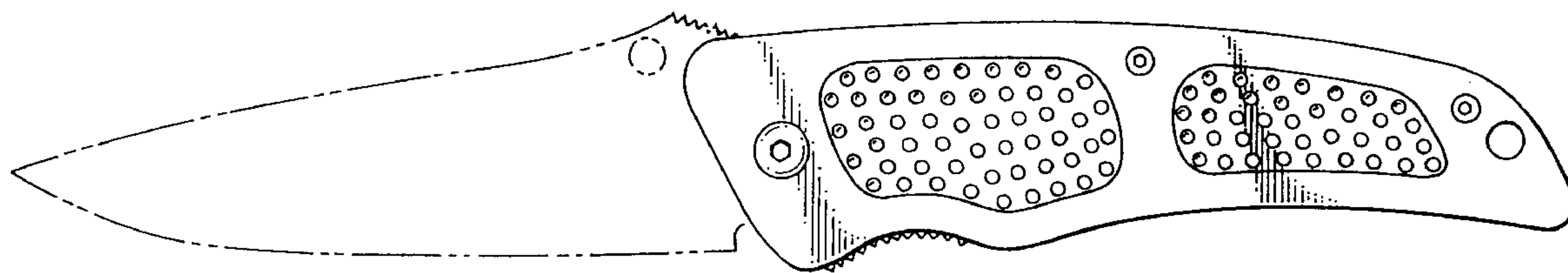


FIG. 1

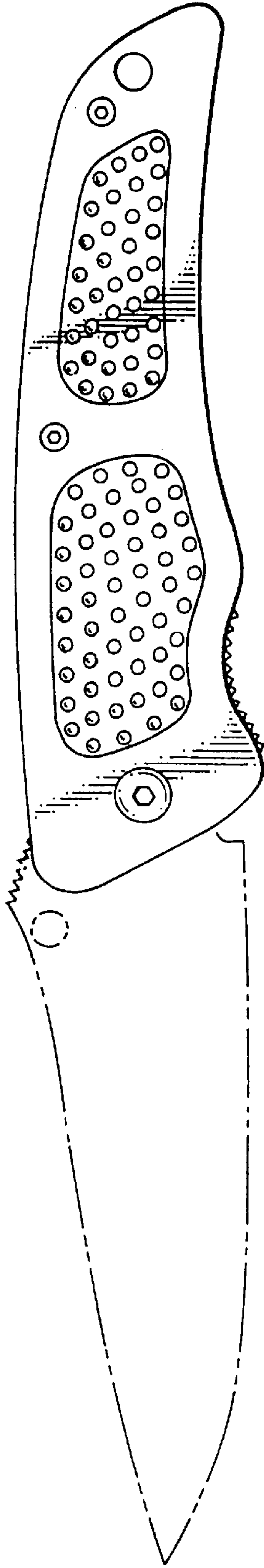


FIG. 2

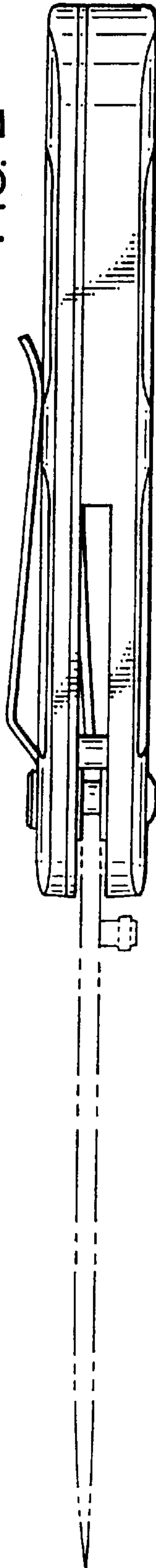


FIG. 3

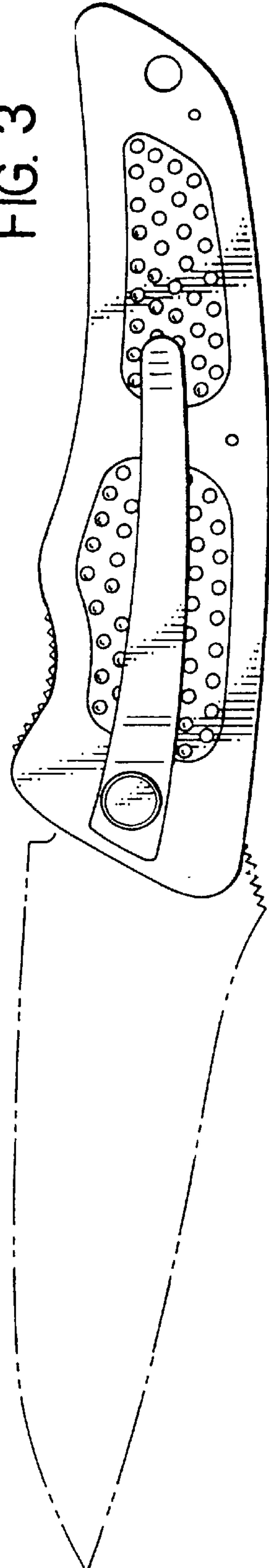


FIG. 4

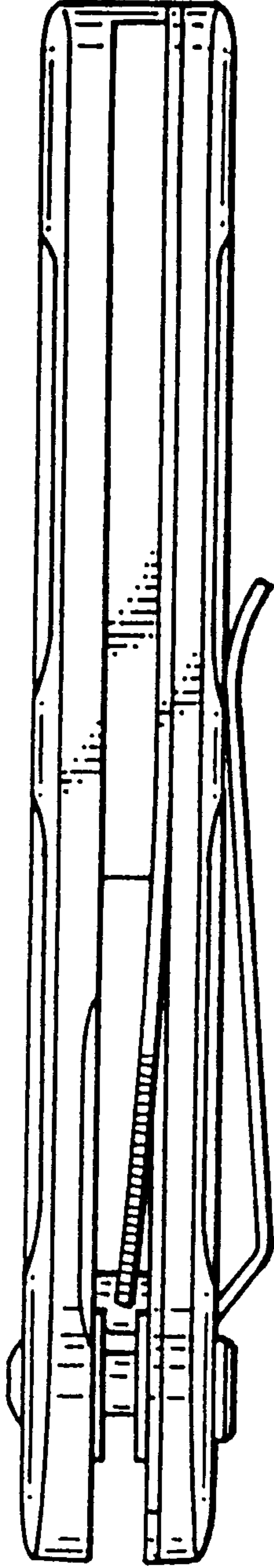


FIG. 5

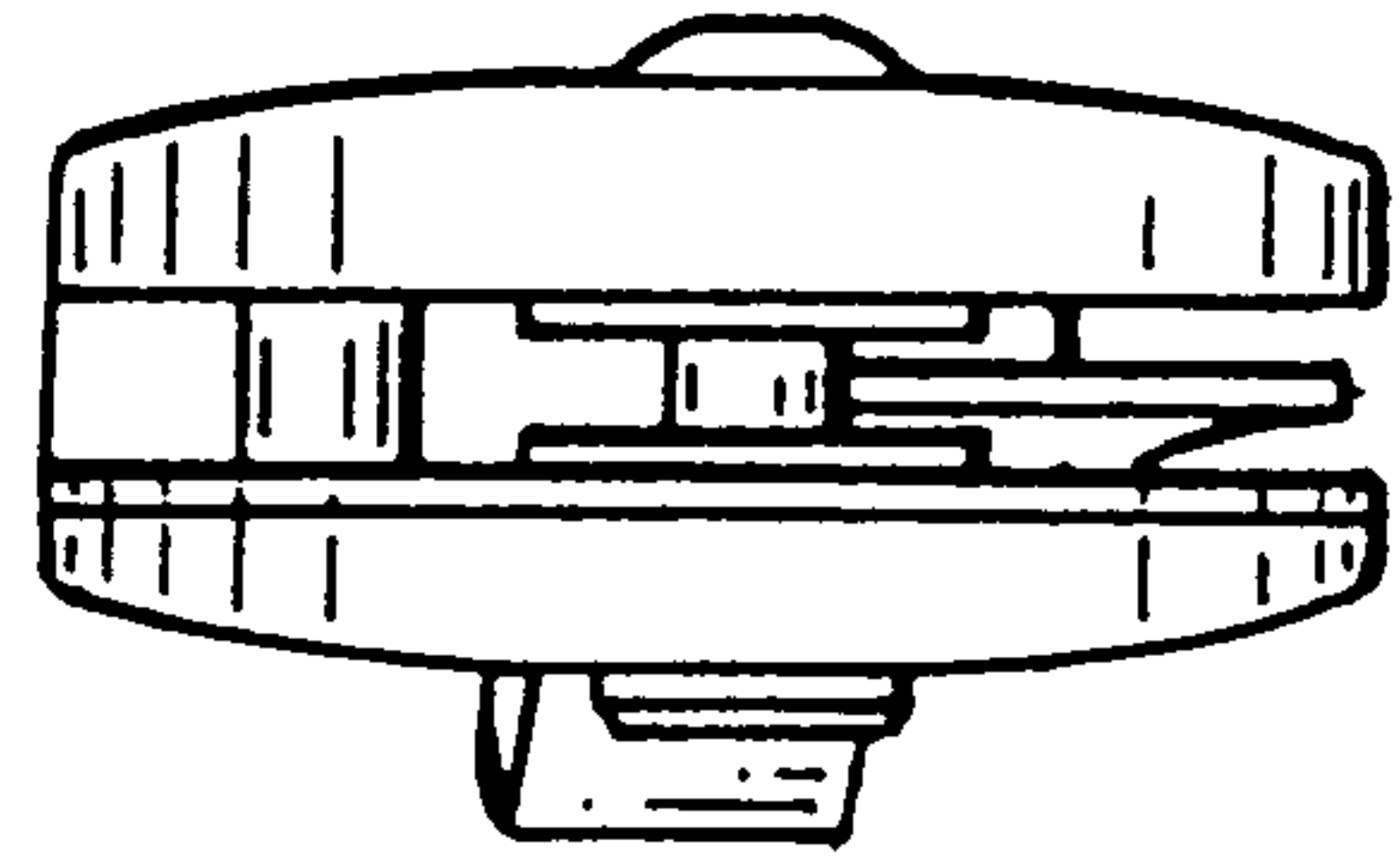


FIG. 6

