



US00D410161S

United States Patent [19]

Draheim et al.

[11] Patent Number: **Des. 410,161**

[45] Date of Patent: **** May 25, 1999**

[54] TOP RAIL FOR CRIB ENDBOARD

[75] Inventors: **Harvey J. Draheim**, Weyauwega;
Merlin A. Brunner, Appleton, both of
Wis.

[73] Assignee: **Simmons Juvenile Products
Company, Inc.**, New London, Wis.

[**] Term: **14 Years**

[21] Appl. No.: **29/091,563**

[22] Filed: **Jul. 31, 1998**

[51] **LOC (6) Cl.** **06-01**

[52] **U.S. Cl.** **D6/505; D6/503**

[58] **Field of Search** D6/382, 390-395,
D6/331; 5/507, 93.1, 98.1, 99.1, 101, 655

[56] **References Cited**

U.S. PATENT DOCUMENTS

- D. 358,286 5/1995 Brunner et al. D6/508
- D. 365,479 12/1995 Brunner et al. D6/508
- D. 379,041 5/1997 Brunner et al. D6/508

OTHER PUBLICATIONS

J.C. Penney for Baby, c1995, p. 10, crib at top.
Sears 1985, Fall/Winter, p. 268.

Primary Examiner—Janice E. Seeger
Attorney, Agent, or Firm—Hoffmann & Baron, LLP

[57] **CLAIM**

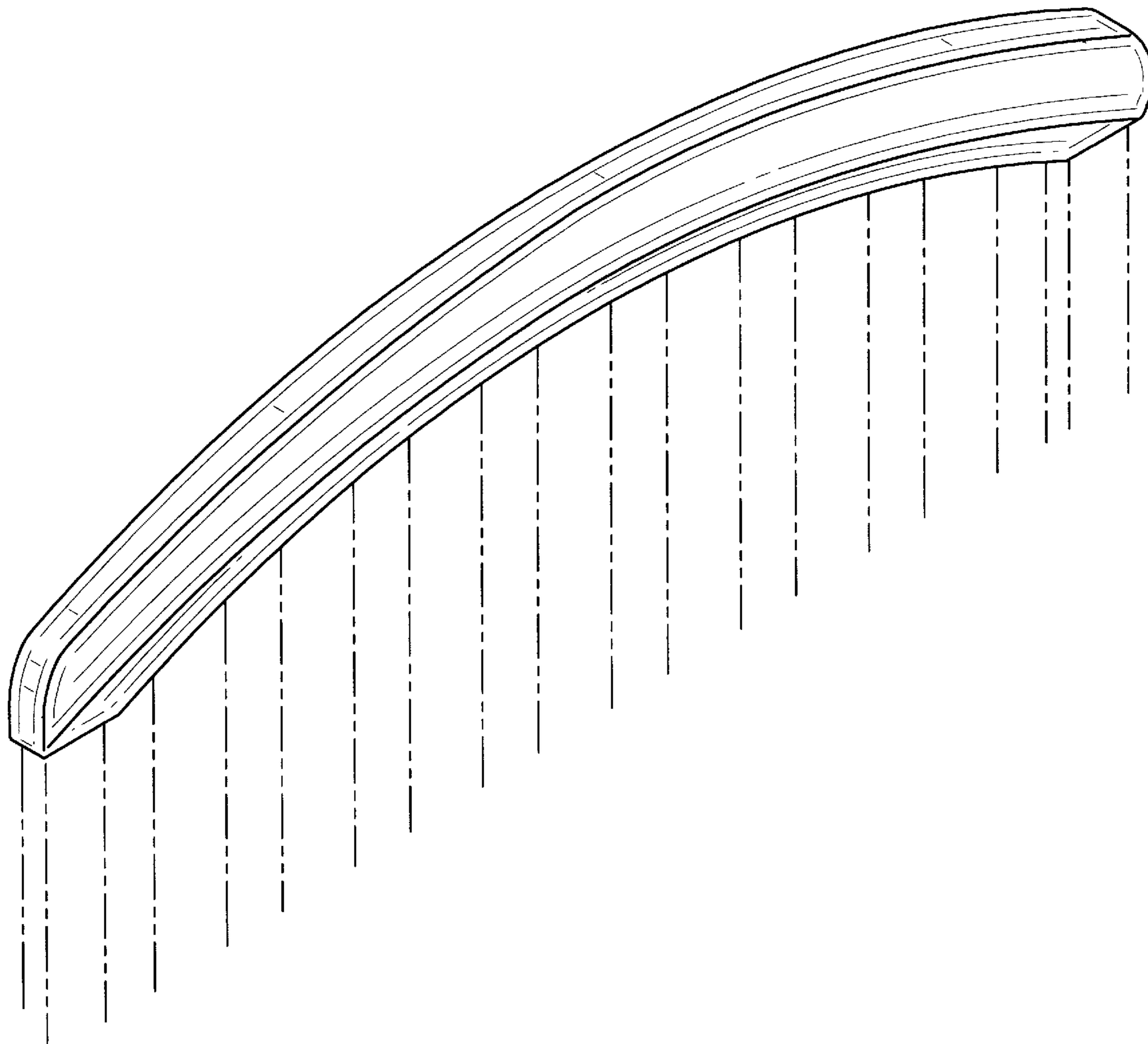
The ornamental design of a top rail for a crib endboard, as shown and described.

DESCRIPTION

FIG. 1 is a top perspective view of a top rail for a crib endboard showing our new design;
FIG. 2 is a top plan view thereof;
FIG. 3 is a front elevation view thereof, and,
FIG. 4 is a side elevation view thereof, the opposite side being a mirror image thereof.

The rear and bottom views form no part of the claimed design. The portion shown in dotted lines also form no part of the claimed design.

1 Claim, 3 Drawing Sheets



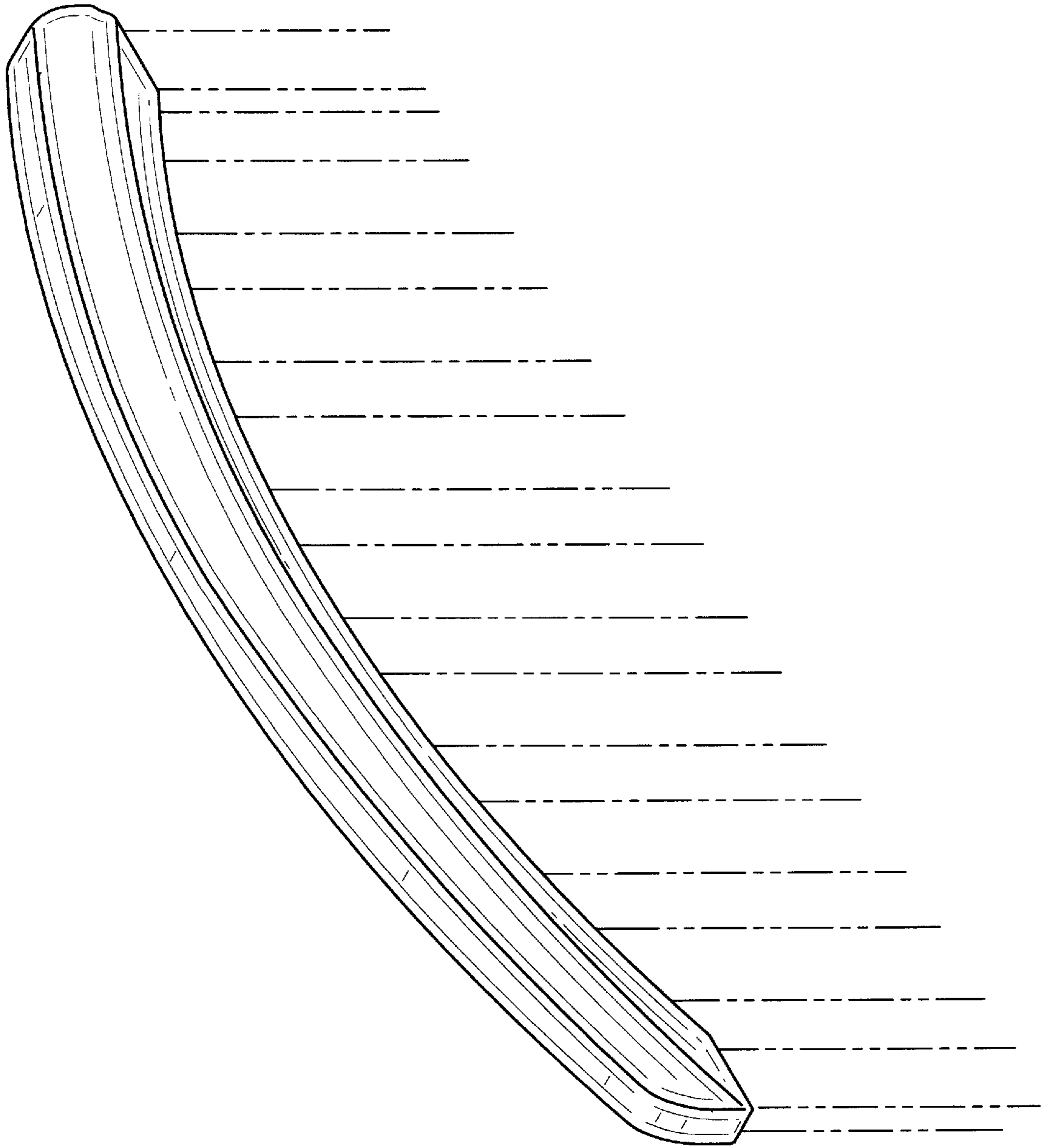


FIG-1

FIG-2

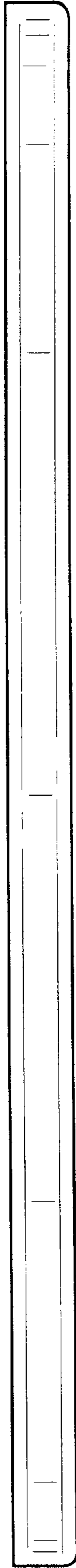
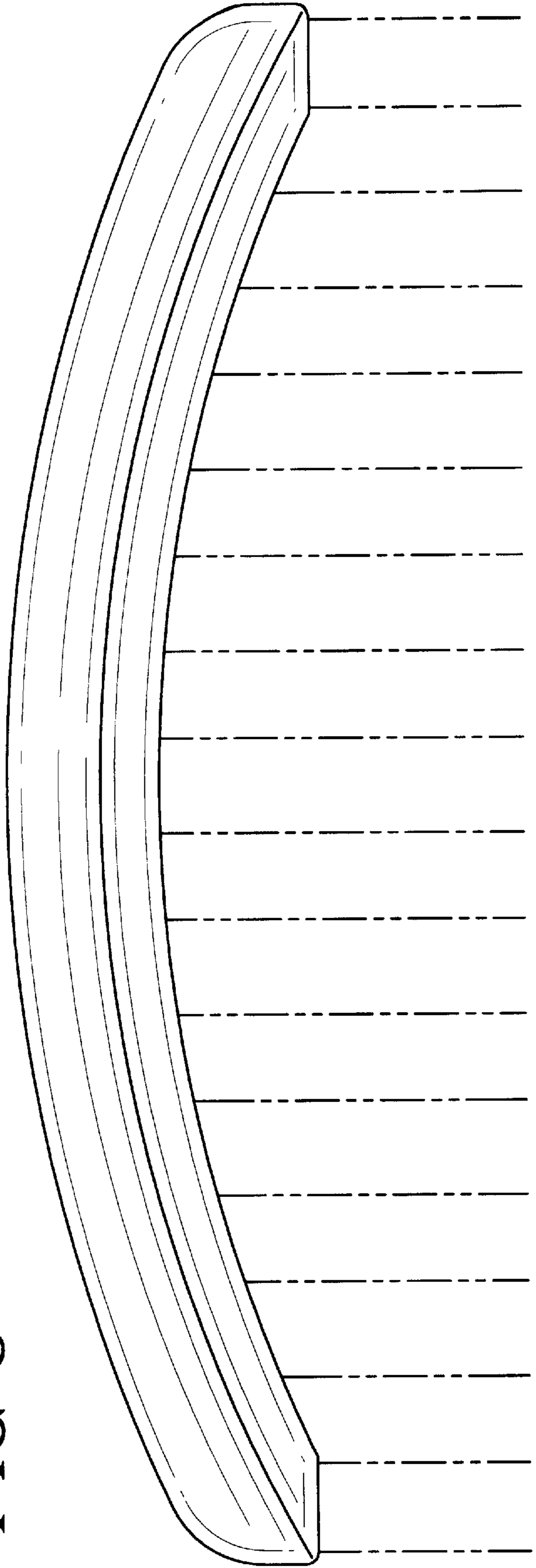


FIG-3



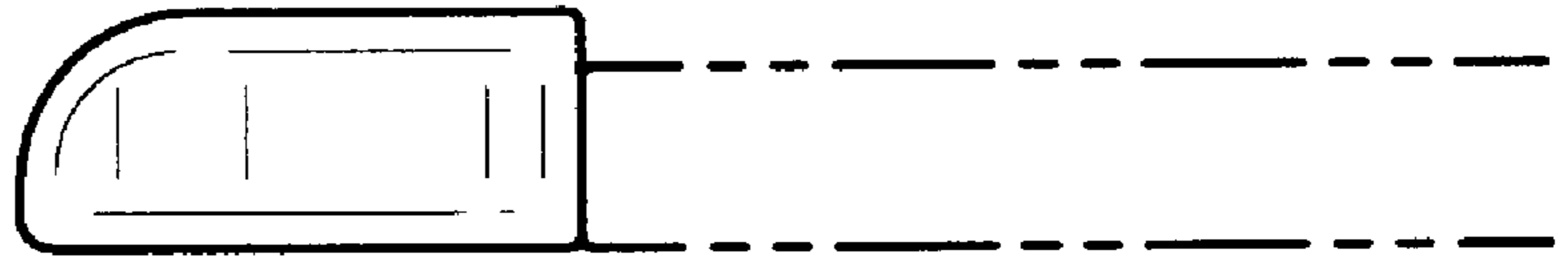


FIG-4