



US00D410156S

# United States Patent [19] Cohen

[11] Patent Number: **Des. 410,156**

[45] Date of Patent: **\*\* May 25, 1999**

[54] **CABINET**

[75] Inventor: **Roni Cohen**, Moshav Bney Atarot 18, Israel

[73] Assignee: **Z.A.G. Industries Ltd.**, Rosh Ha'Ayin, Israel

[\*\*] Term: **14 Years**

[21] Appl. No.: **29/081,659**

[22] Filed: **Jan. 7, 1998**

[51] **LOC (6) Cl.** ..... **06-04**

[52] **U.S. Cl.** ..... **D6/446**

[58] **Field of Search** ..... D6/432-448; 312/204, 312/257, 198, 203

[56] **References Cited**

**U.S. PATENT DOCUMENTS**

D. 194,470 1/1963 Parmet ..... D6/446

D. 283,769	5/1986	Cohn	.....	D6/446
D. 324,965	3/1992	Nelsen	.....	D6/448
D. 355,313	2/1995	Breen et al.	.....	D6/446
D. 375,169	10/1996	Hunt et al.	.....	D6/446 X
D. 379,004	4/1997	Keijser et al.	.....	D6/448 X
D. 395,180	6/1998	Sagol	.....	D6/446
D. 397,262	8/1998	Thomas	.....	D6/446

*Primary Examiner*—Carmen H. Vales-Lado  
*Attorney, Agent, or Firm*—Pillsbury Madison & Sutro LLP

[57] **CLAIM**

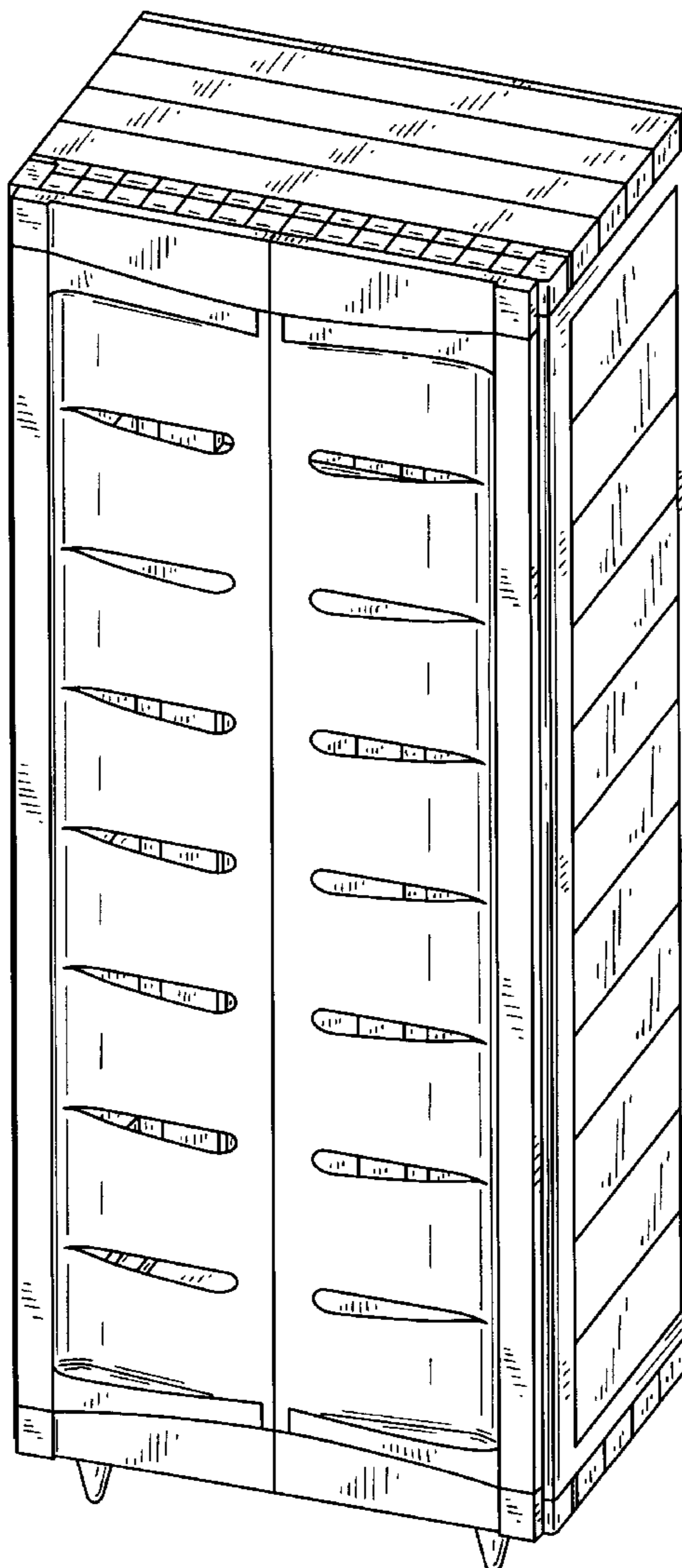
The ornamental design for cabinet, as shown and described.

**DESCRIPTION**

FIG. 1 is a front right perspective view of a cabinet showing my new design, the opposite side being a mirror image thereof; and,

FIG. 2 is a rear perspective view, the opposite being a mirror image thereof.

**1 Claim, 2 Drawing Sheets**



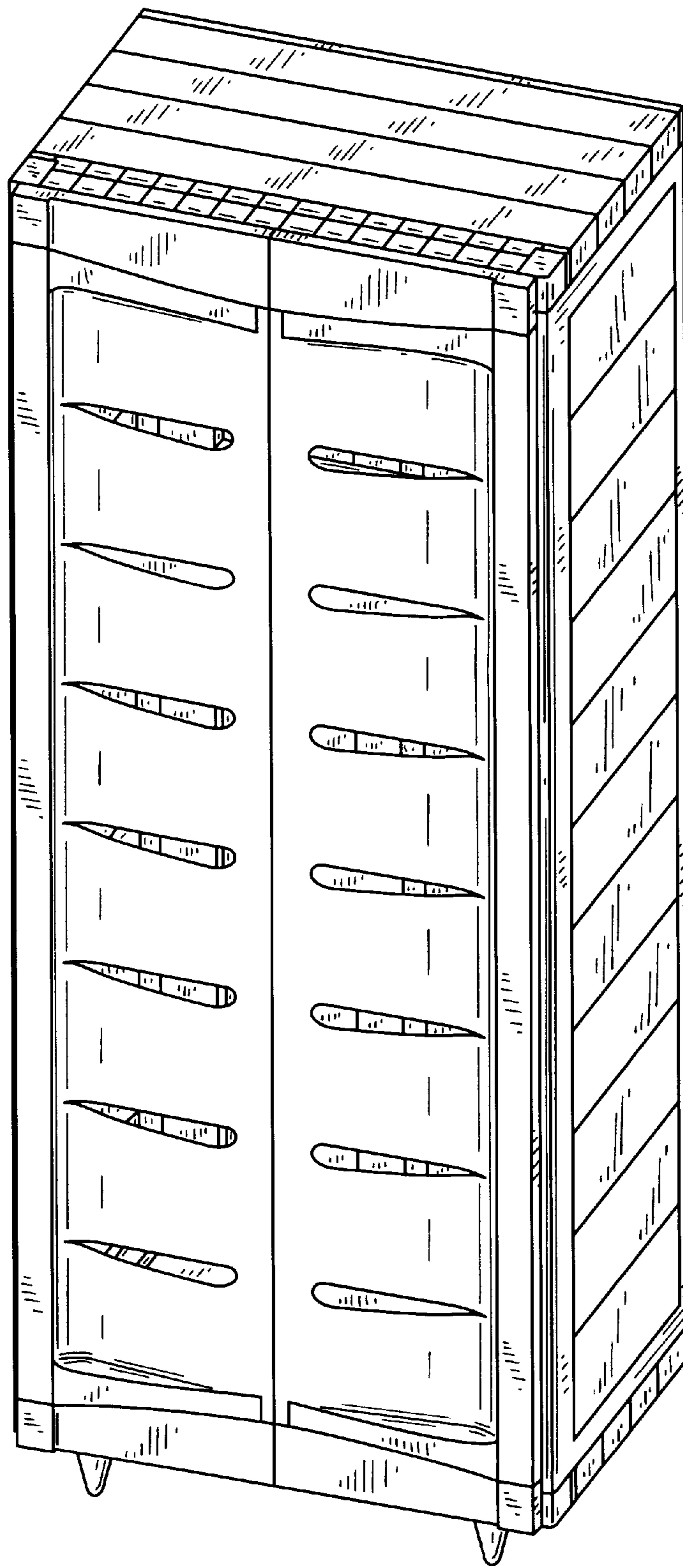


FIG. 1

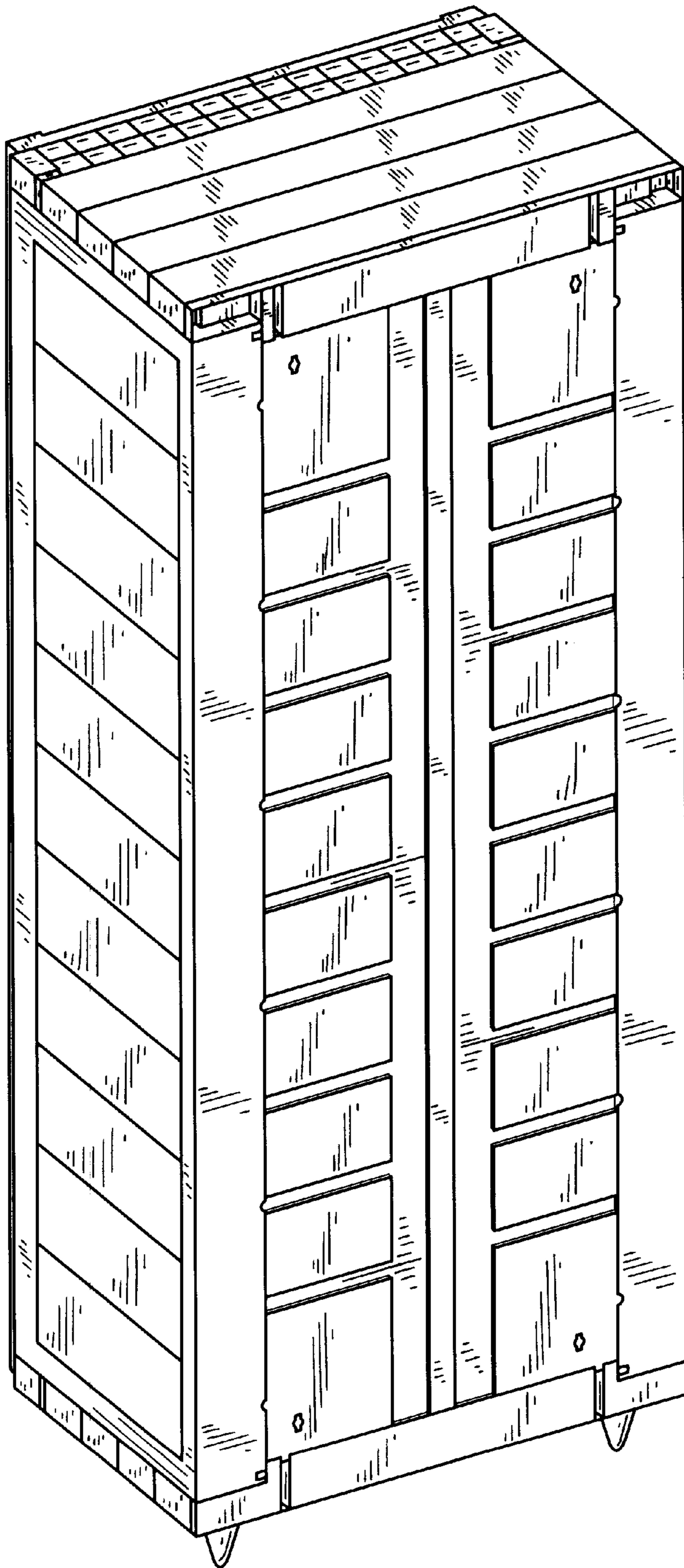


FIG. 2