



US00D410148S

# United States Patent [19] Gotchy

[11] **Patent Number: Des. 410,148**

[45] **Date of Patent: \*\* May 25, 1999**

[54] **HOSIERY REPAIR PATCH**

[76] Inventor: **Dustin L Gotchy**, 5823 Old Ridge Rd.,  
North Las Vegas, Nev. 89031

[\*\*] Term: **14 Years**

[21] Appl. No.: **29/084,225**

[22] Filed: **Feb. 26, 1998**

[51] **LOC (6) Cl.** ..... **11-00**

[52] **U.S. Cl.** ..... **D5/63; D2/980; D2/895;**  
D20/11

[58] **Field of Search** ..... D2/980, 895, 853;  
D5/26, 32, 36, 37, 62, 63, 64, 65, 66; D7/396.4;  
D11/165, 167, 168, 178, 180; D1/106, 115;  
D14/114.3; D20/10, 11, 29, 32, 40, 28,  
24; 2/246, 239, 122; 156/235

[56] **References Cited**

**U.S. PATENT DOCUMENTS**

D. 51,331 10/1917 Gramlich ..... D11/178  
D. 127,040 5/1941 O'Brien ..... D5/66  
D. 251,116 2/1979 Chaskin ..... D11/180

D. 255,750 7/1980 Rothstein ..... D7/396.4  
D. 369,836 5/1996 Mazzio ..... D1/106 X  
D. 395,921 7/1998 Funk et al. .... D20/11  
1,854,821 4/1932 Barker ..... D2/853 X  
4,089,722 5/1978 Holoubek ..... 156/235

*Primary Examiner*—Paula A. Mortimer

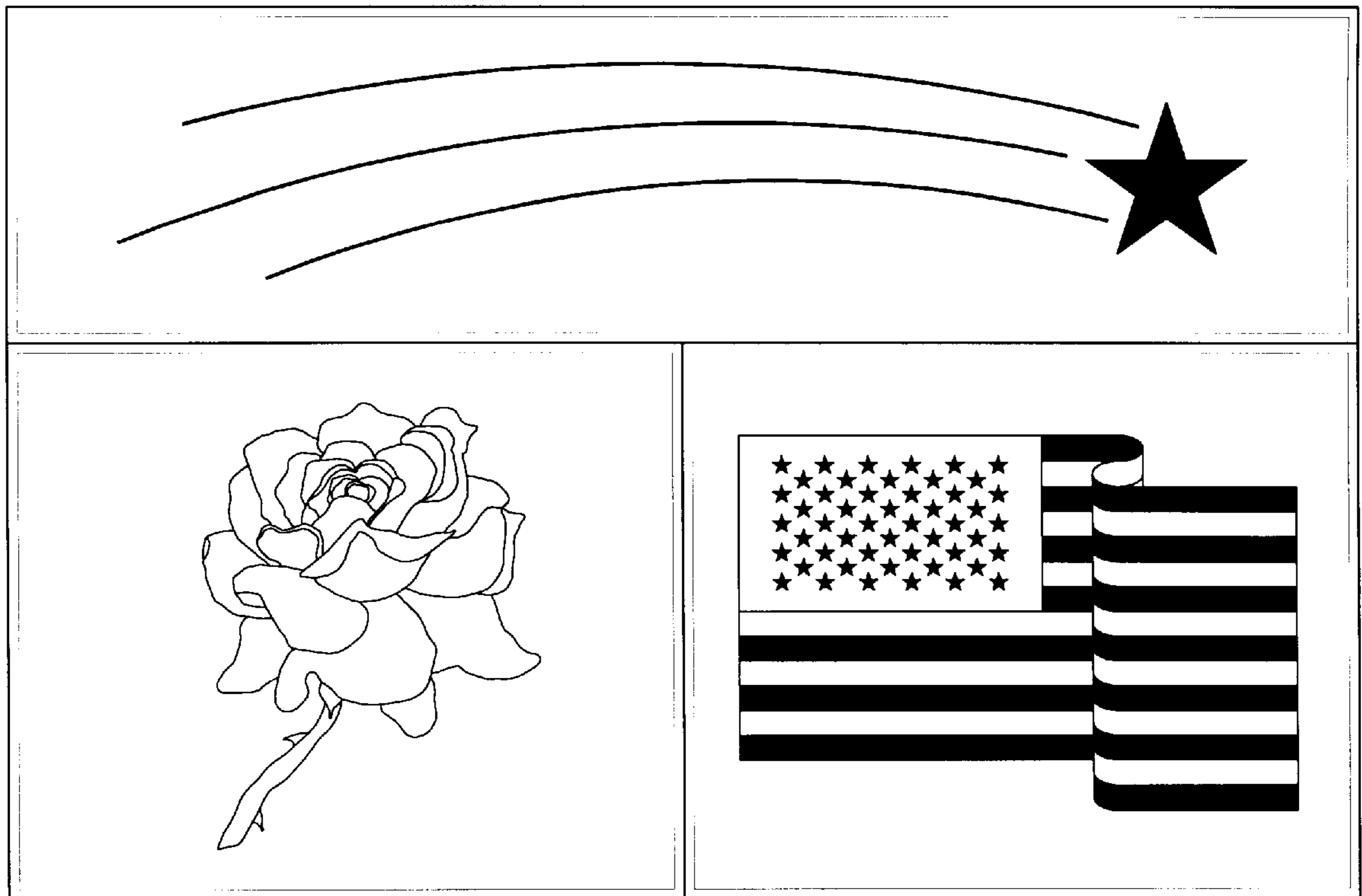
[57] **CLAIM**

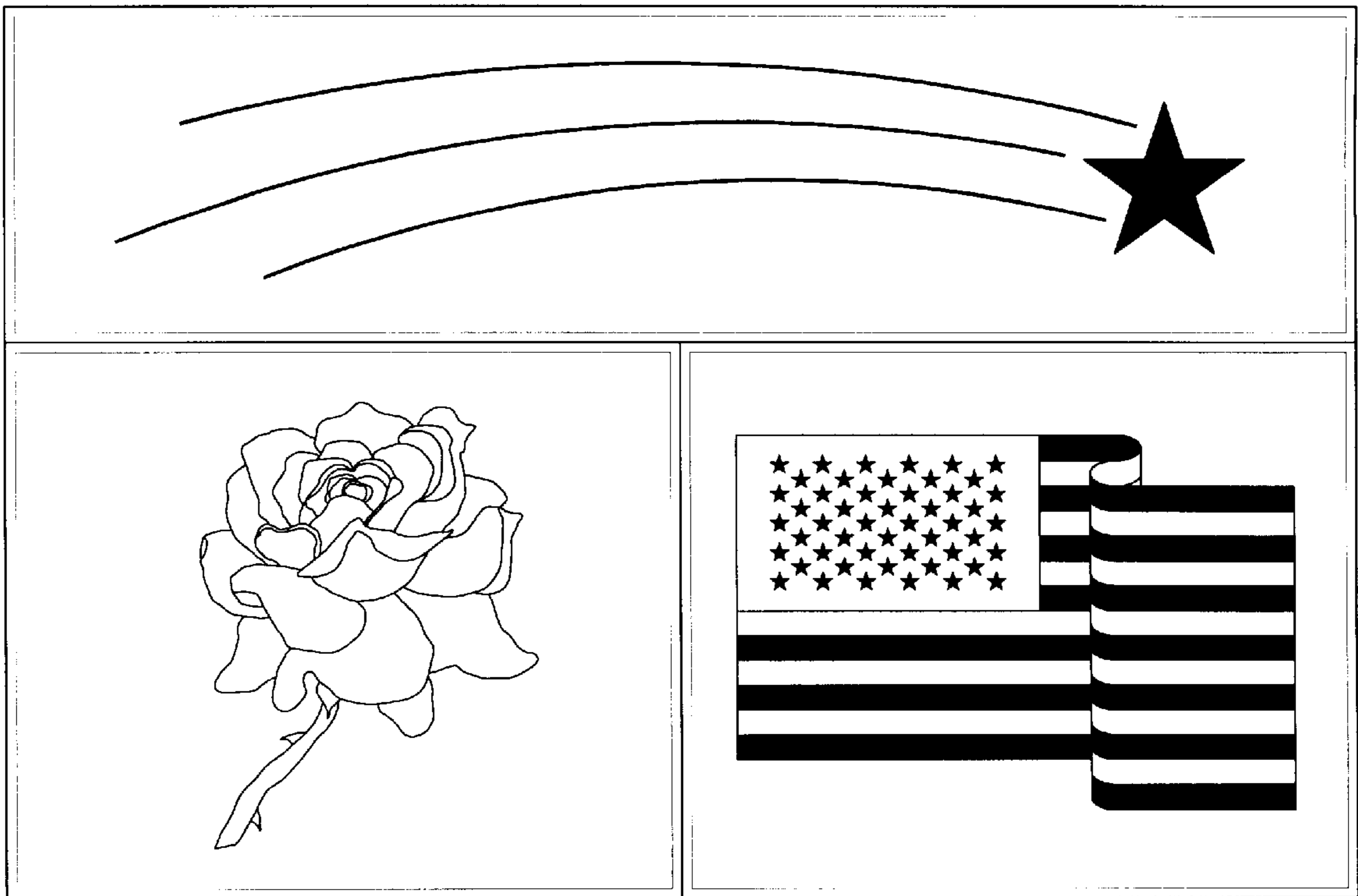
The ornamental design for a hosiery repair patch, as shown.

**DESCRIPTION**

FIG. 1 is a front elevational view of the hosiery repair patch showing my new design;  
FIG. 2 is a rear elevational view of the hosiery repair patch of FIG. 1;  
FIG. 3 is a left side elevational view of the hosiery repair patch of FIG. 1;  
FIG. 4 is a right side elevational view of the hosiery repair patch of FIG. 1;  
FIG. 5 is a top plan view of the hosiery repair patch of FIG. 1; and,  
FIG. 6 is a bottom plan view of the hosiery repair patch of FIG. 1.

**1 Claim, 2 Drawing Sheets**





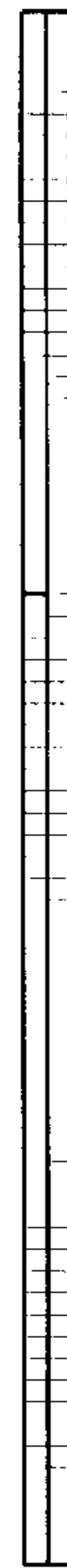
*Fig. 1*



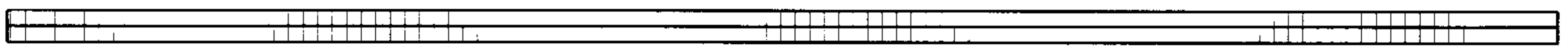
*Fig. 2*




*Fig. 3*



*Fig. 4*



*Fig. 5*



*Fig. 6*