



US00D410147S

United States Patent [19] King et al.

[11] Patent Number: Des. 410,147

[45] Date of Patent: ** May 25, 1999

[54] SCRATCH BRUSH HANDLE

[75] Inventors: Paul T. King; Christopher B. Houghton, both of Chicago, Ill.

[73] Assignee: Wright-Bernet, Inc., Hamilton, Ohio

[**] Term: 14 Years

[21] Appl. No.: 29/082,259

[22] Filed: Jan. 20, 1998

[51] LOC (6) Cl. 04-01

[52] U.S. Cl. D4/138; D4/119; D4/121

[58] Field of Search D4/119, 121, 132-134, D4/138, 199; 15/143.1, 159.1, 160, 186, 187

[56] References Cited

U.S. PATENT DOCUMENTS

D. 165,862	2/1952	Partridge	D4/134
D. 176,304	12/1955	Bennett	D4/134
D. 231,162	4/1974	Von Der Schulenburg-Wolfsburg	D4/134
D. 309,984	8/1990	Gingras	D4/138
D. 351,735	10/1994	Lessman	D4/134
D. 360,989	8/1995	Laubach, III et al.	D4/138
D. 388,617	1/1998	Ancona et al.	D4/138

Primary Examiner—Alan P. Douglas
Assistant Examiner—Lavone D. Tabor
Attorney, Agent, or Firm—Ross, Ross & Flavin

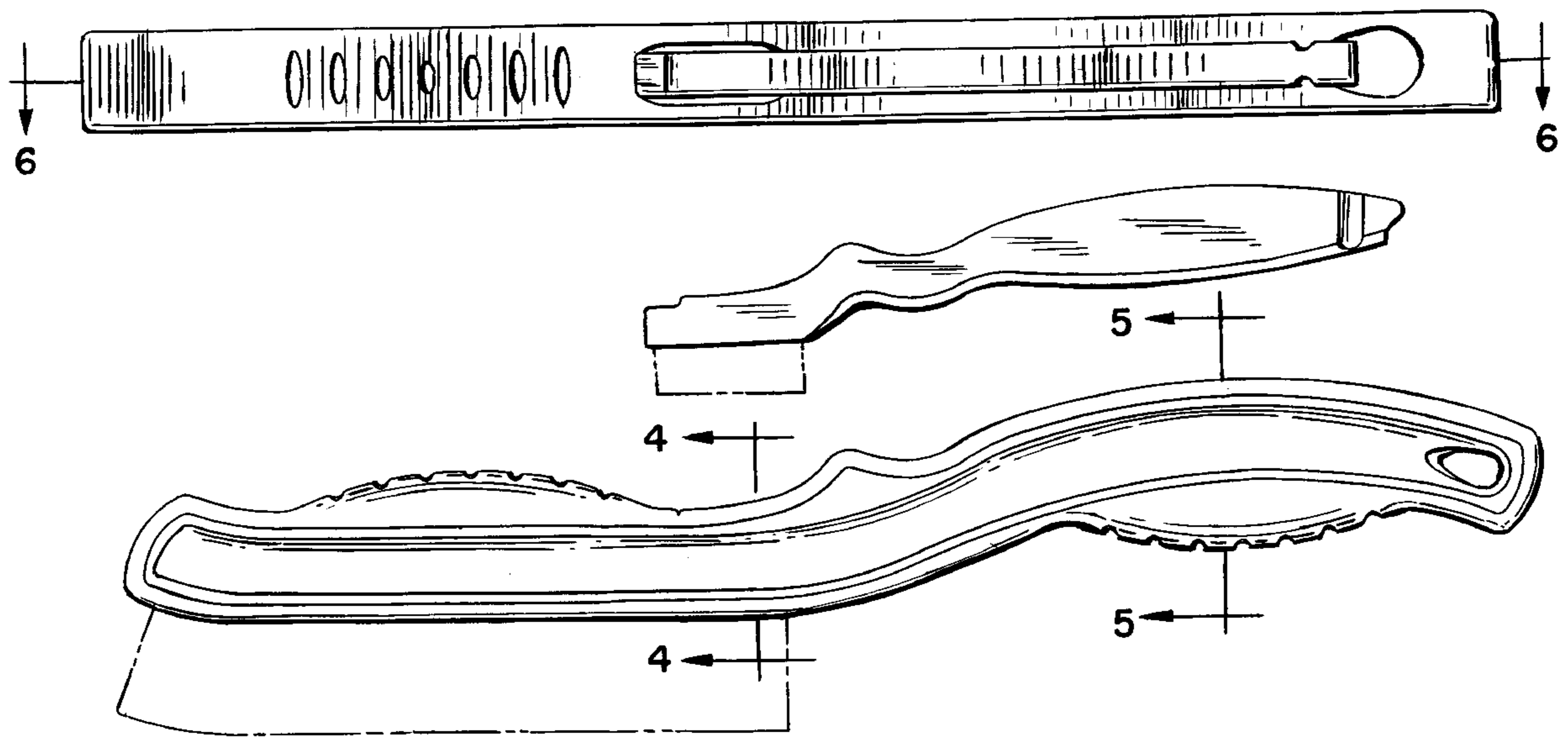
[57] CLAIM

The ornamental design for a scratch brush handle, as shown and described.

DESCRIPTION

FIG. 1 is a top plan view of a scratch brush handle embodying our design;
 FIG. 2 is a bottom plan view thereof;
 FIG. 3 is an exploded side elevational view of the scratch brush handle components separated from one another, the opposite side being a mirror image;
 FIG. 4 is a cross sectional view taken on line 4—4 of FIG. 3;
 FIG. 5 is a cross sectional view taken on line 5—5 of FIG. 3;
 FIG. 6 is a cross sectional view taken on line 6—6 of FIG. 1; and,
 FIG. 7 is an end elevational view of the scratch brush handle of FIG. 1 as seen from the left.
 The broken line showing of brush bristles in the drawings is for illustrative purposes only and forms no part of the claimed design.

1 Claim, 2 Drawing Sheets



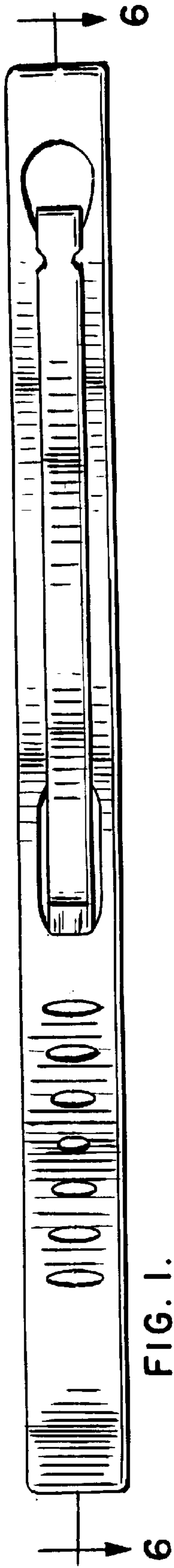


FIG. 1.




FIG. 2.

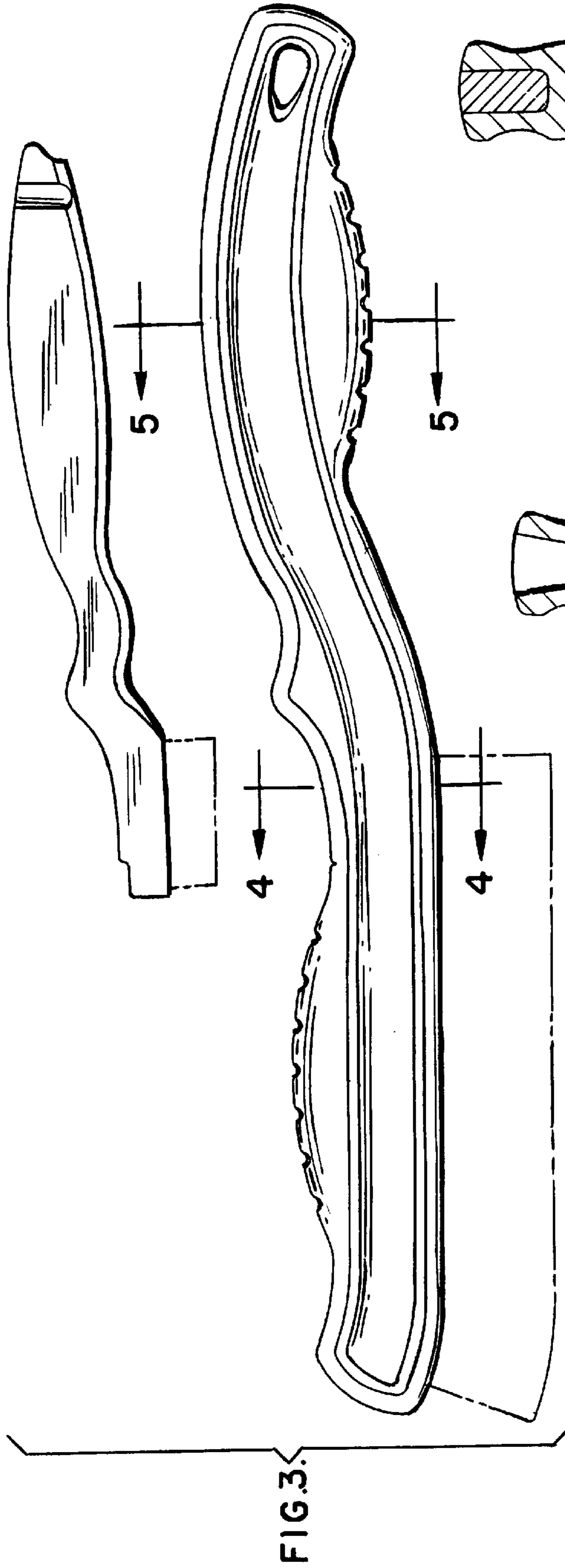


FIG. 3.




FIG. 4.

FIG. 5.

