



US00D410135S

United States Patent [19]

Meibock et al.

[11] Patent Number: Des. 410,135

[45] Date of Patent: ** May 25, 1999

[54] **BOOT FOR AN IN-LINE SKATE**

[75] Inventors: **Antonin A. Meibock**, Calgary, Canada;
John E. Svensson, Vashon, Wash.;
Christopher J. Rench, Bend, Oreg.

[73] Assignee: **K-2 Corporation**, Vashon, Wash.

[**] Term: **14 Years**

5,092,614 3/1992 Malewicz 280/11.22
5,171,033 12/1992 Olson et al. 280/11.22
5,177,884 1/1993 Rullier 36/117
5,331,752 7/1994 Johnson et al. 36/11.5
5,380,020 1/1995 Arney et al. 280/11.22
5,397,141 3/1995 Hoshizaki et al. 280/11.3
5,408,763 4/1995 Sartor et al. 36/115

[21] Appl. No.: **29/072,250**

[22] Filed: **Jun. 11, 1997**

Related U.S. Application Data

[60] Continuation-in-part of application No. 29/061,360, Oct. 22, 1996, which is a division of application No. 29/017,766, Jan. 21, 1994, Pat. No. Des. 382,387.

[51] **LOC (6) Cl.** **02-04**

[52] **U.S. Cl.** **D2/904; D21/764**

[58] **Field of Search** D2/902, 904, 946,
D2/970; D21/226; 36/114, 115; 280/11.19,
11.2, 11.22, 11.26-11.28, 87.1, 809, 841,
843

References Cited

U.S. PATENT DOCUMENTS

D. 277,401 1/1985 Bourque D21/225
D. 324,937 3/1992 Cavasin D2/904
D. 327,360 6/1992 Graham D2/276
D. 327,565 7/1992 Graham D2/275
D. 347,672 6/1994 Arney et al. D2/904
D. 355,523 2/1995 Losi, II D2/904
D. 359,095 6/1995 John D21/226
D. 377,071 12/1996 Chen D2/904
3,843,146 10/1974 Hiraki 280/11.2
4,351,537 9/1982 Seidel 280/11.12
4,654,985 4/1987 Chalmers 36/50
4,811,498 3/1989 Barret 36/117

FOREIGN PATENT DOCUMENTS

0 596 281 A1 5/1994 European Pat. Off. .
2 668 072 4/1992 France .
8807537 9/1988 Germany .

OTHER PUBLICATIONS

Artex, "Artex Cross-Country System," ATX 67.
K2, "K2 First in Softboot™ Comfort," advertising copy.
K2, "Extremely Different; K2 Exotech," advertising copy.

Primary Examiner—Sandra L. Morris
Attorney, Agent, or Firm—Christensen O'Connor; Johnson & Kindness PLLC

[57] CLAIM

The ornamental design for a boot for an in-line skate, as shown and described.

DESCRIPTION

FIG. 1 provides a perspective view of a boot for an in-line skate showing our new design;
FIG. 2 is a side elevation view of the boot of FIG. 1, with the broken line showing of a skate frame and wheels being provided for illustrative purposes only and forming no part of the claimed design;
FIG. 3 is an opposite side elevation view of the boot of FIG. 1; and,
FIGS. 4, 5, 6 and 7 are front, rear, top and bottom elevation views, respectively, of the boot of FIG. 1.

1 Claim, 3 Drawing Sheets

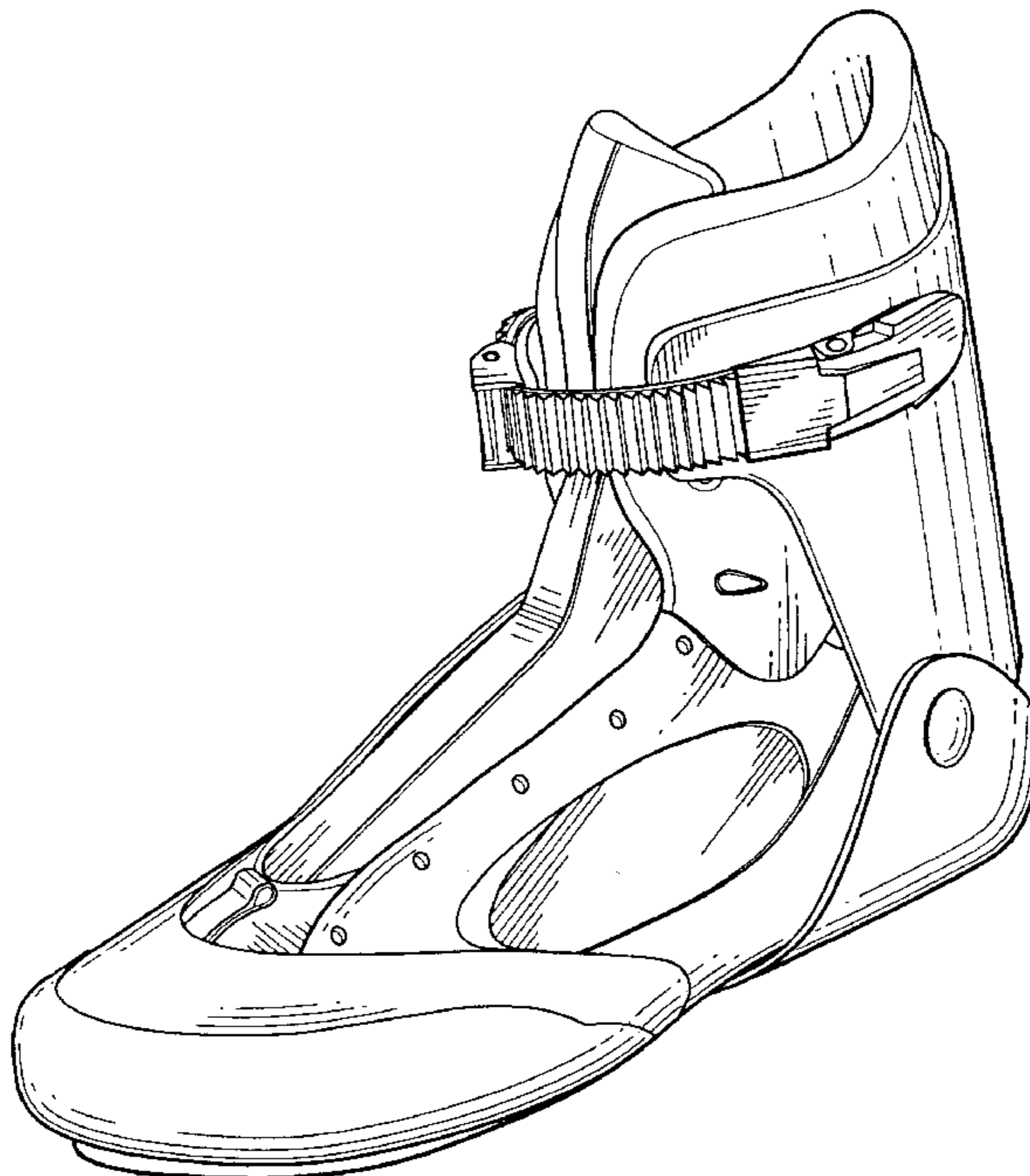


Fig. 1.

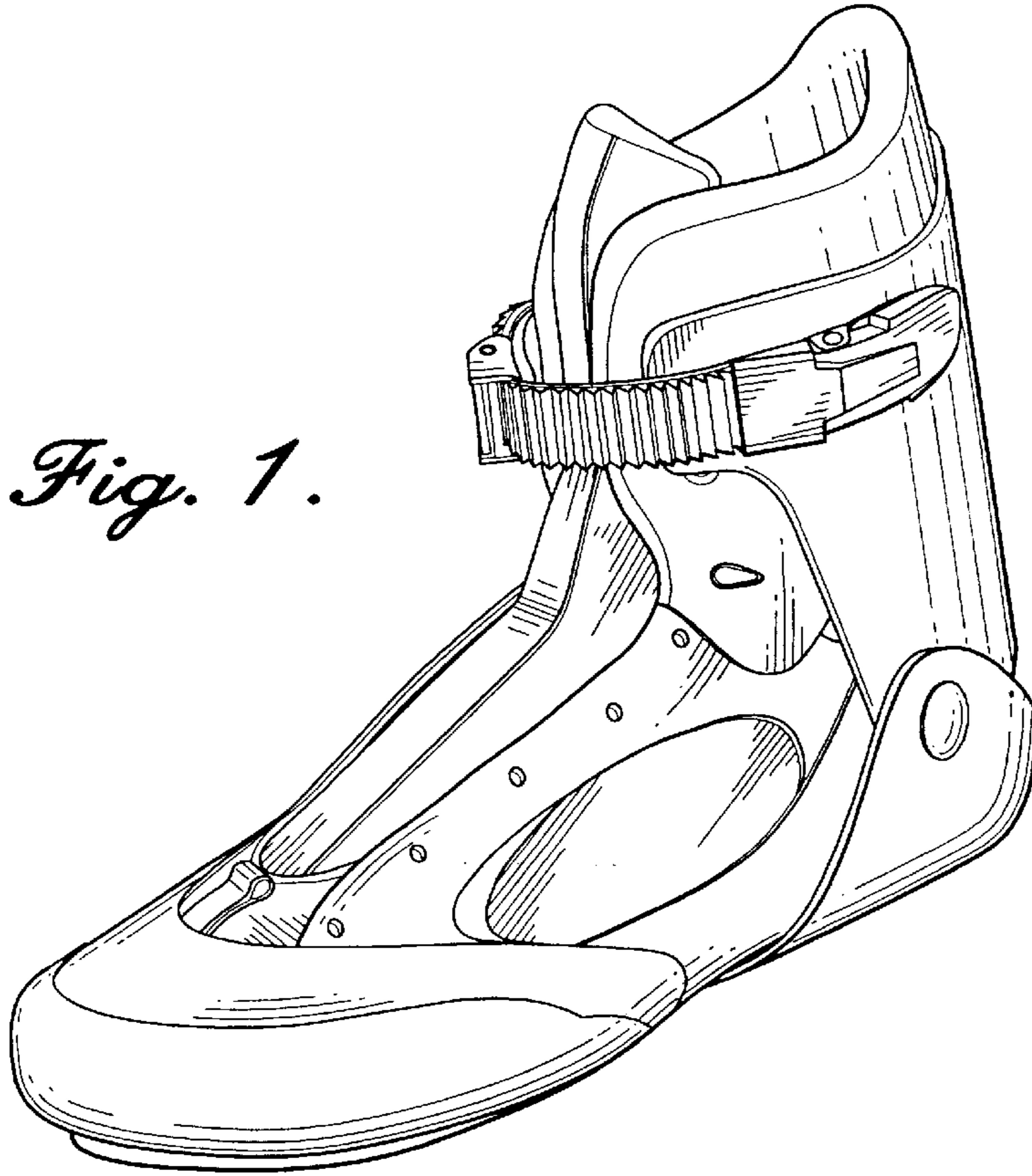



Fig. 2.



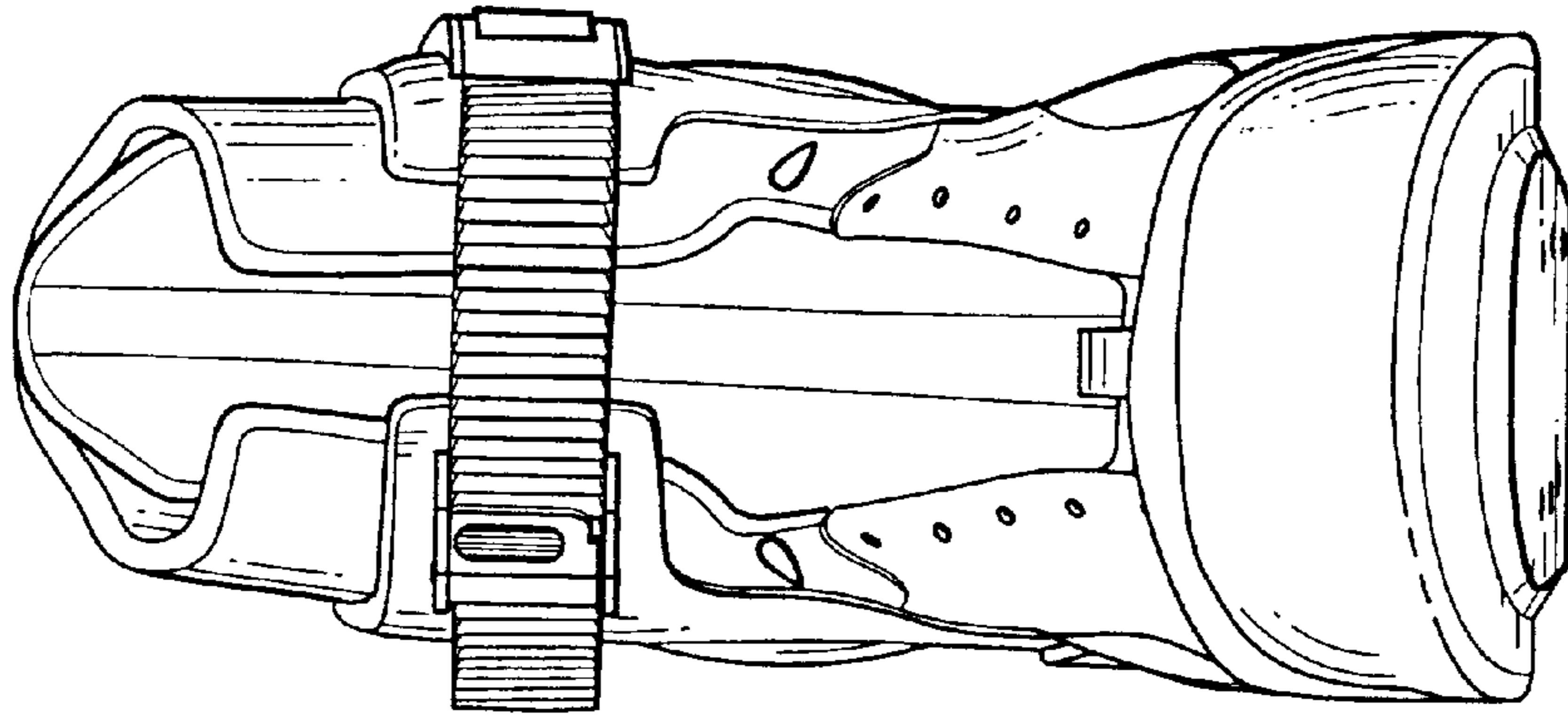


Fig. 4.

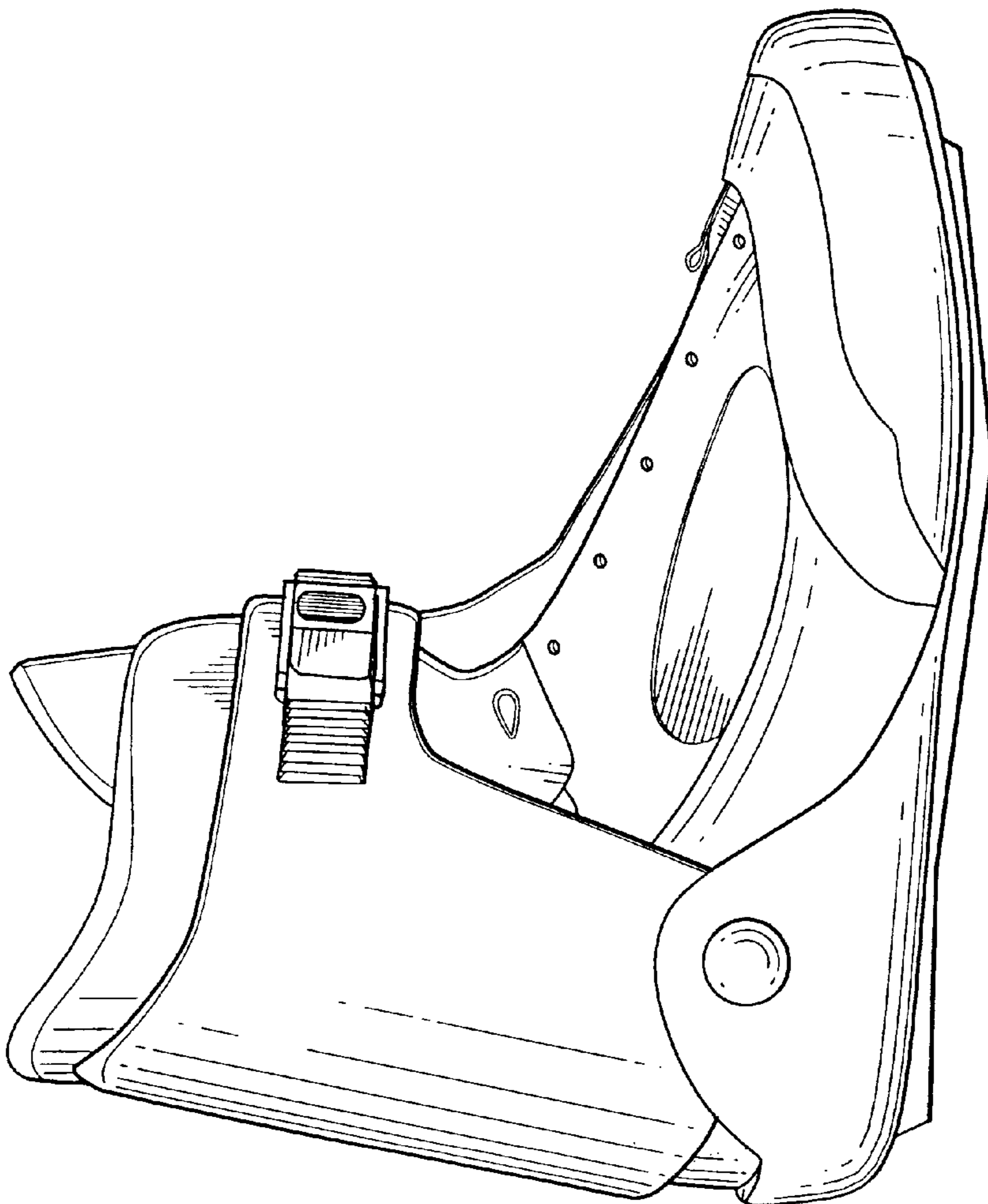


Fig. 3.

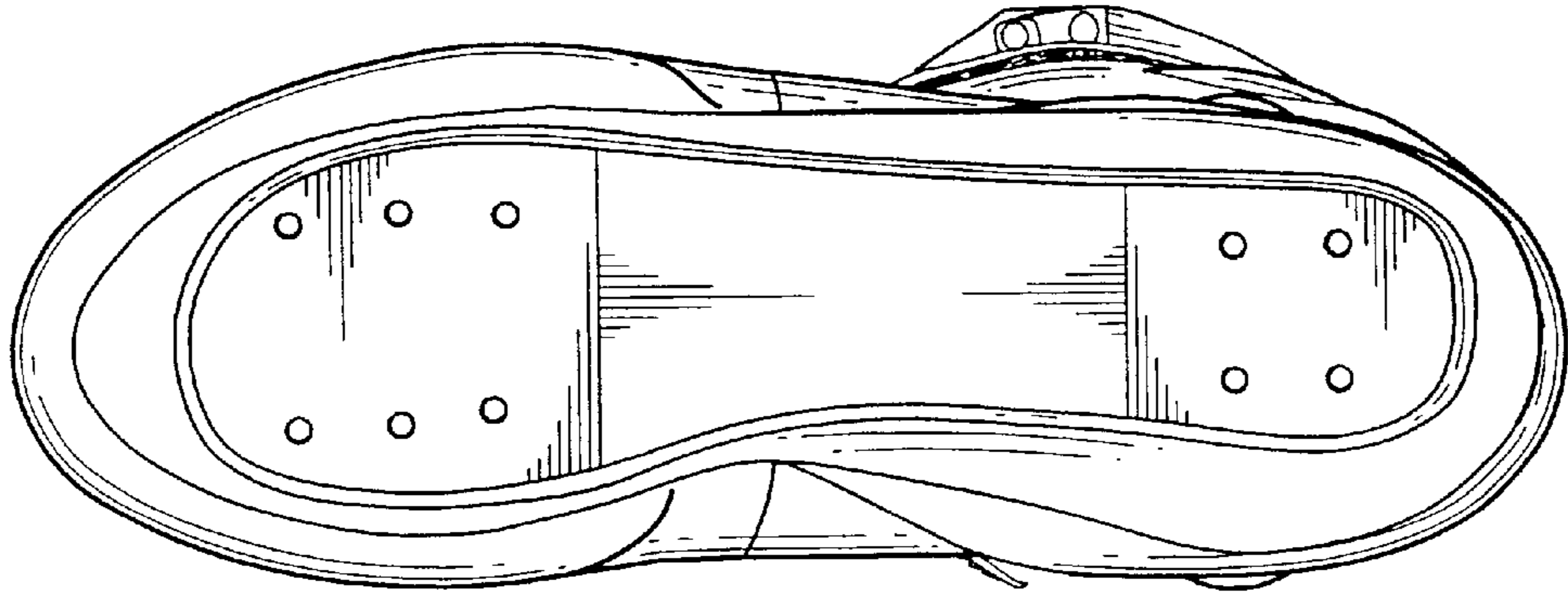


Fig. 7.

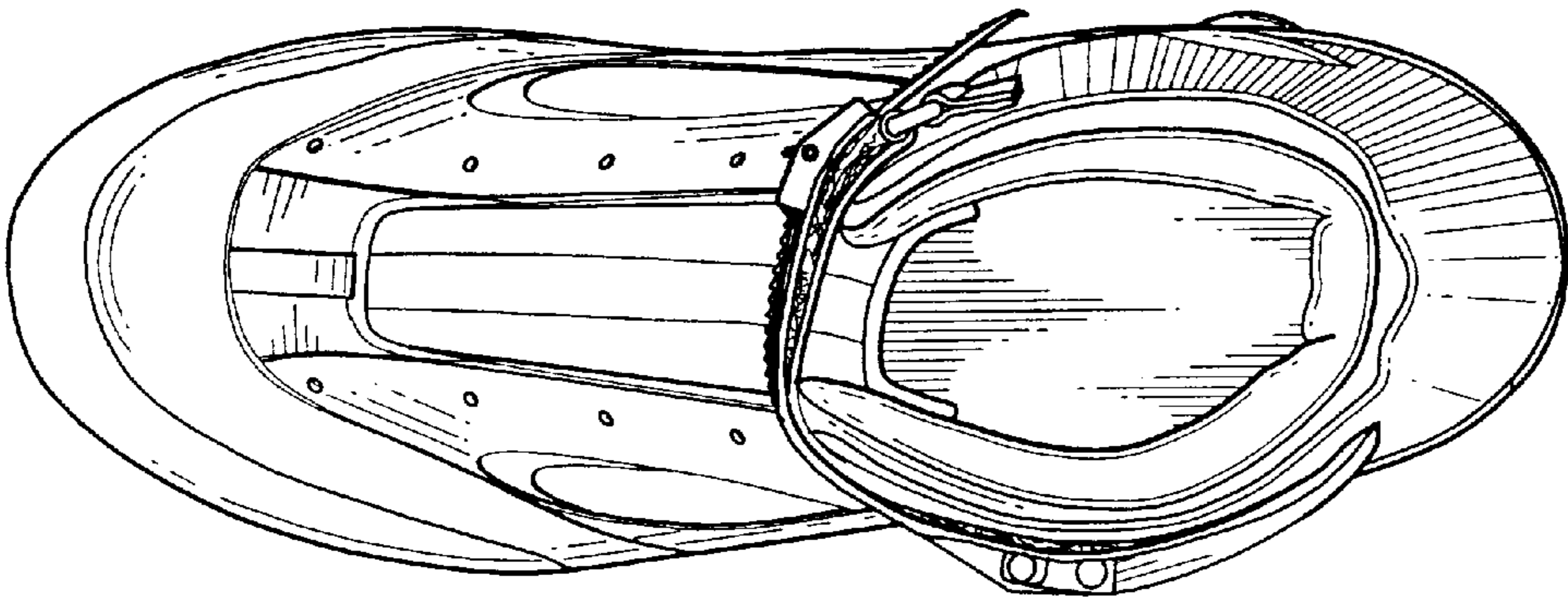


Fig. 6.

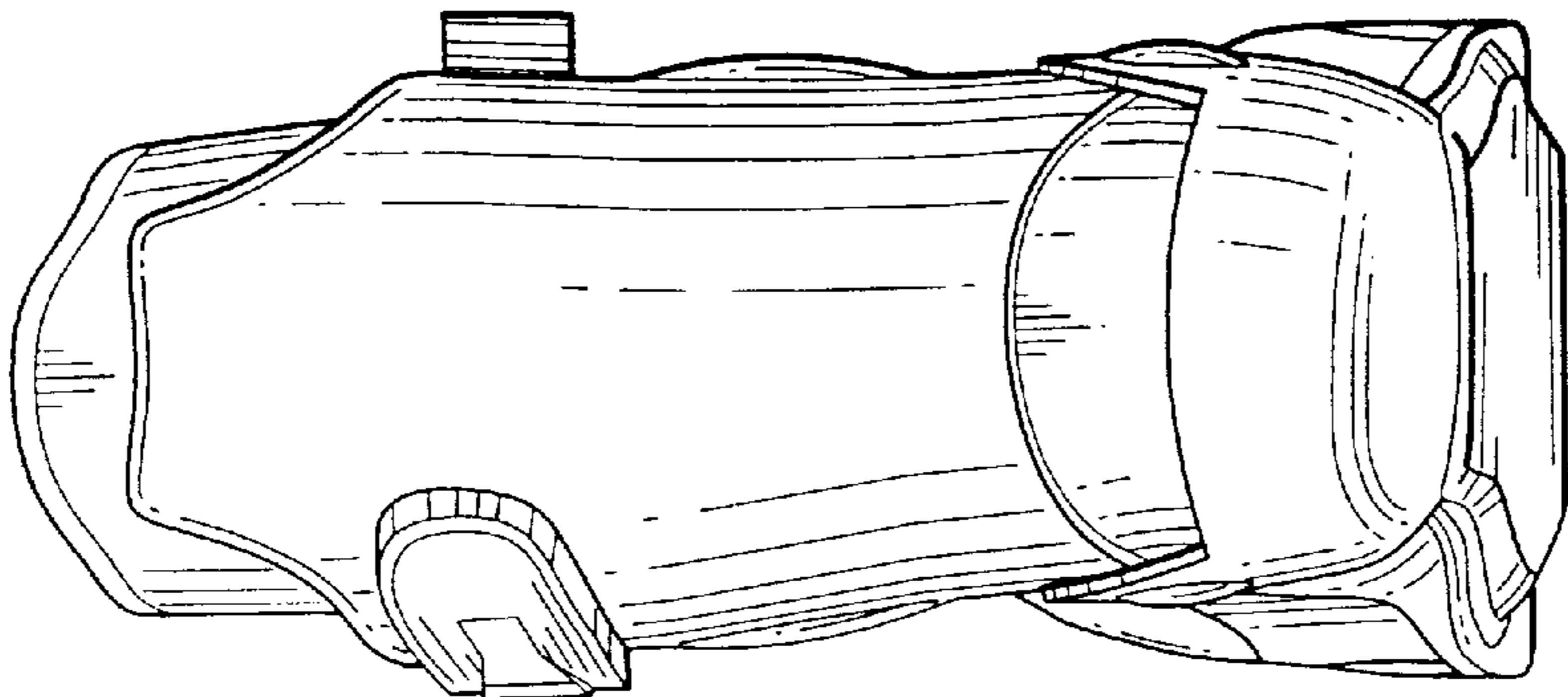


Fig. 5.