



US00D410107S

United States Patent [19]
Dal Monte

[11] **Patent Number: Des. 410,107**

[45] **Date of Patent: ** May 18, 1999**

[54] **CIGAR**

[75] Inventor: **Giuseppe A. Dal Monte**, West Hollywood, Calif.

[73] Assignee: **Cigaramerica, Inc.**, Burbank, Calif.

[**] Term: **14 Years**

[21] Appl. No.: **29/082,630**

[22] Filed: **Jan. 15, 1998**

[51] **LOC (6) Cl.** **27-01**

[52] **U.S. Cl.** **D27/101**

[58] **Field of Search** D27/100, 101, D27/192, 188; D1/106, 125-128, 199; 15/424; 135/118; D19/53, 55, 41, 42, 45; 403/265, 292; 411/44; D25/120, 121, 126, 128-130; D9/306; 52/730.7; 131/58, 48, 85, 360-365; D21/255; 426/76, 104-106, 91, 125, 143, 144

[56] **References Cited**

U.S. PATENT DOCUMENTS

86,101 1/1869 Reckendorfer 40/335
251,340 12/1881 Ginter 131/364

(List continued on next page.)

OTHER PUBLICATIONS

Nat Sherman's Cigar Page, Nat Sherman's Catalog, Nov. 1985.

Bethlehem Steel Bars, p. 8, Nov. 1937.

Bethlehem Steel Bars, p. 13, Nov. 1937.

Primary Examiner—Susan J. Lucas

Assistant Examiner—Jennifer Rivard

[57] **CLAIM**

The ornamental design for a cigar, as shown and described.

DESCRIPTION

FIG. 1 is a perspective view of the first embodiment of a cigar according to my design;

FIG. 2 is a rear-end elevational view of the cigar of FIG. 1;

FIG. 3 is a front-end elevational view of the cigar of FIG. 1;

FIG. 4 is a left side elevational view of the cigar of FIG. 1 (the opposite side elevational view of the cigar of FIG. 1 is a mirror image of this left side);

FIG. 5 is a top plan view of the cigar of FIG. 1 (the bottom plan view of the cigar of FIG. 1 is a mirror image of this top plan view);

FIG. 6 is a perspective view of the second embodiment of a cigar according to my design;

FIG. 7 is a rear-end elevational view of the cigar of FIG. 6;

FIG. 8 is a front-end elevational view of the cigar of FIG. 6;

FIG. 9 is a left side elevational view of the cigar of FIG. 6 (the opposite side elevational view of the cigar of FIG. 6 is a mirror image of this left side);

FIG. 10 is a top plan view of the cigar of FIG. 6;

FIG. 11 is a bottom plan view of the cigar of FIG. 6;

FIG. 12 is a perspective view of third the embodiment of a cigar according to my new design;

FIG. 13 is a rear-end elevational view of the cigar of FIG. 12;

FIG. 14 is a front-end elevational view of the cigar of FIG. 12;

FIG. 15 is a left side elevational view of the cigar of FIG. 12 (the opposite side elevational and top and bottom plan views of the cigar of FIG. 12 are mirror images of this left side);

FIG. 16 is a perspective view of the fourth embodiment of a cigar according to my design;

FIG. 17 is a rear-end elevational view of the cigar of FIG. 16;


FIG. 18 is a front-end elevational view of the cigar of FIG. 16;

FIG. 19 is a left side elevational view of the cigar of FIG. 16 (the opposite side elevational view of the cigar of FIG. 16 is a mirror image of this left side);

FIG. 20 is a top plan view of the cigar of FIG. 16; and,

FIG. 21 is a bottom plan view of the cigar of FIG. 16.

1 Claim, 4 Drawing Sheets



Des. 410,107

Page 2

U.S. PATENT DOCUMENTS			
428,502	5/1890	Maggi	426/576
447,873	3/1891	Hanimann	15/424
456,312	7/1891	Moonelis	131/360
582,265	5/1897	Campbell	131/360
1,105,884	8/1914	Crites	135/118
1,223,362	4/1917	Bock	131/364
2,027,596	1/1936	Kurz	426/102 X
2,110,053	3/1938	Phillips	411/44
2,330,954	10/1943	Cotera	15/424
2,364,849	12/1944	Ibbotson et al.	144/346
2,431,156	11/1947	Wonders	15/424 X
2,835,017	5/1958	Hoerr	135/118

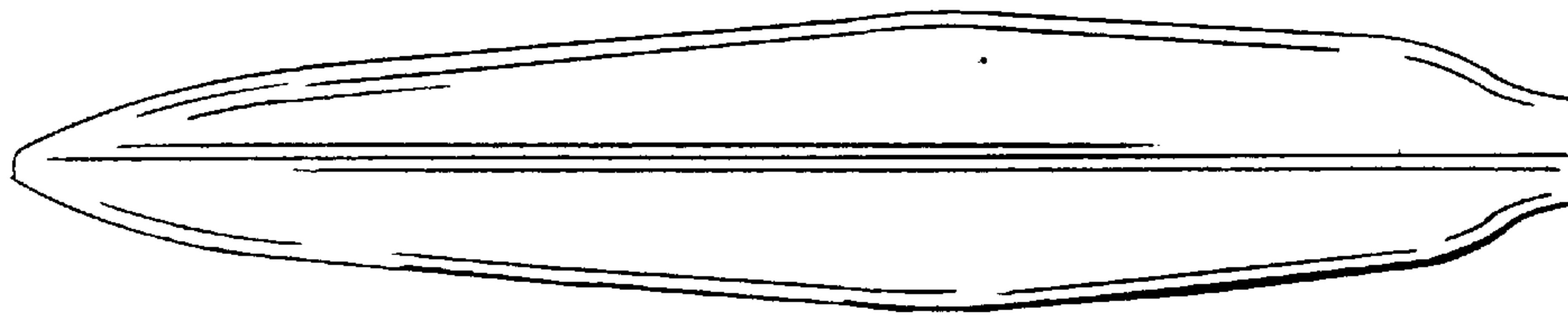
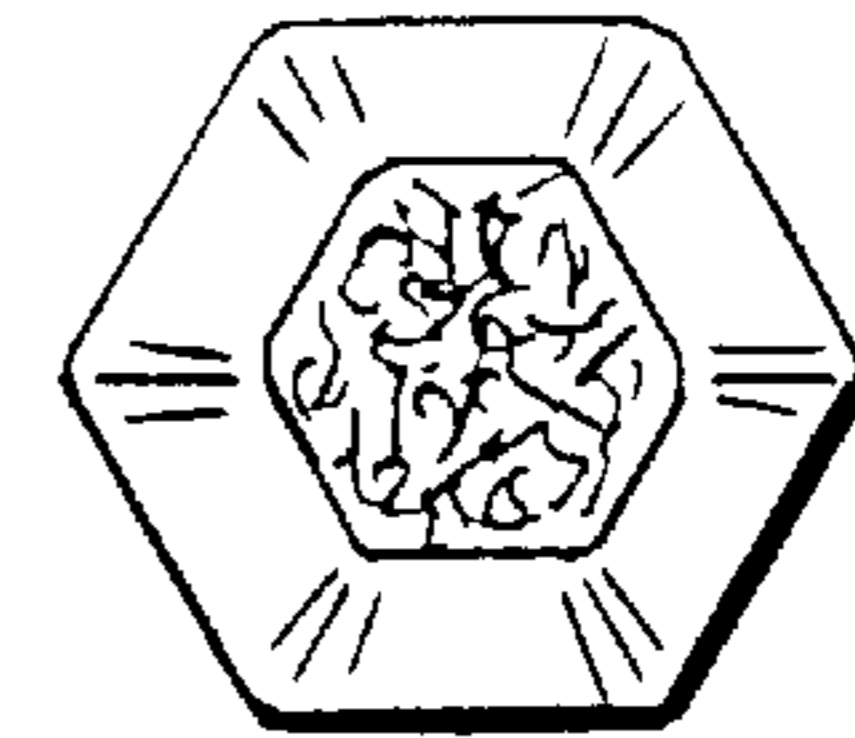
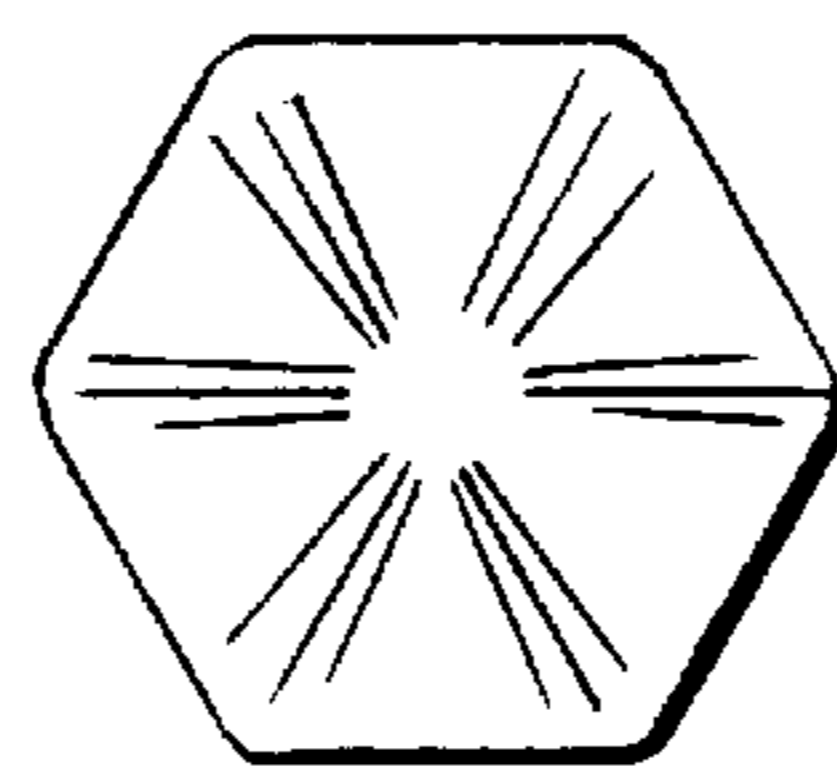


FIG. 6

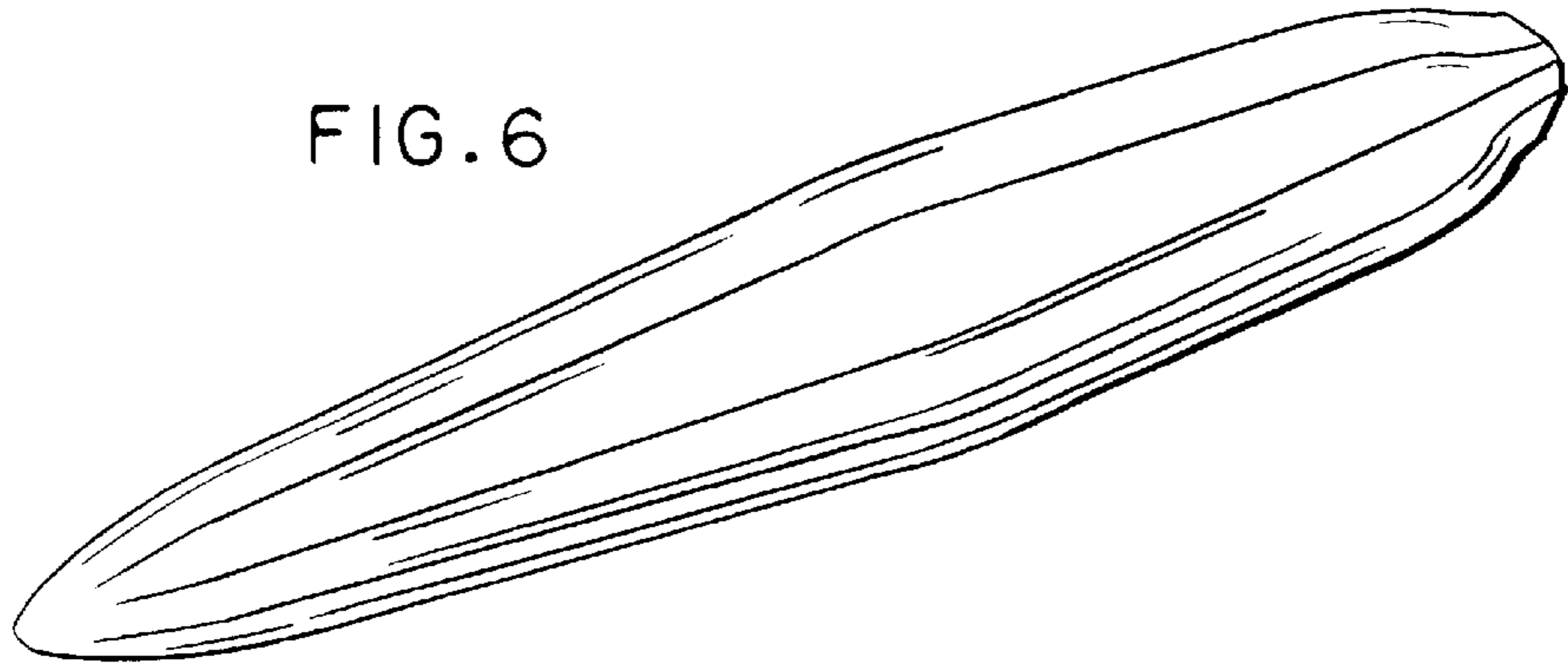


FIG. 7

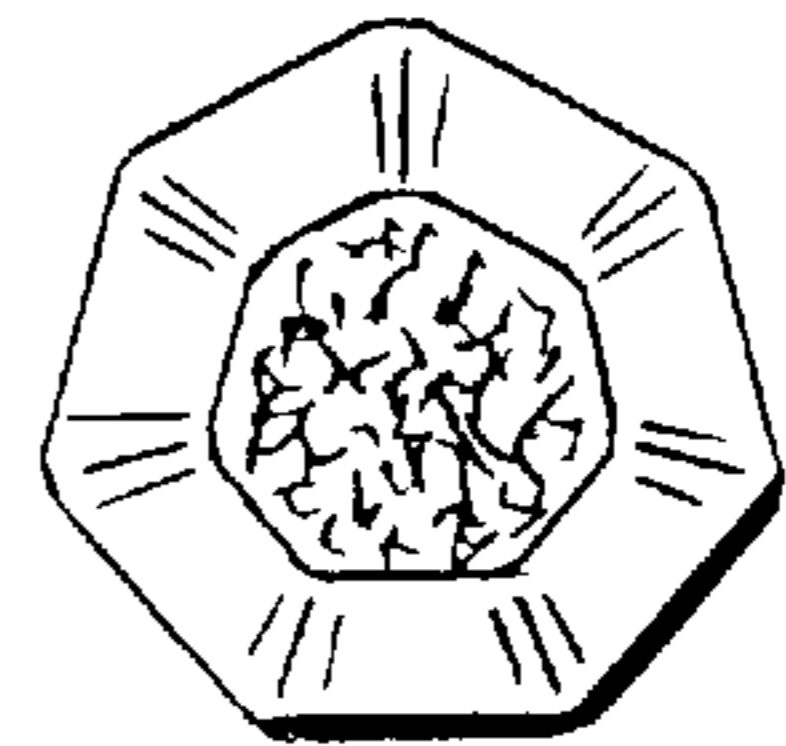
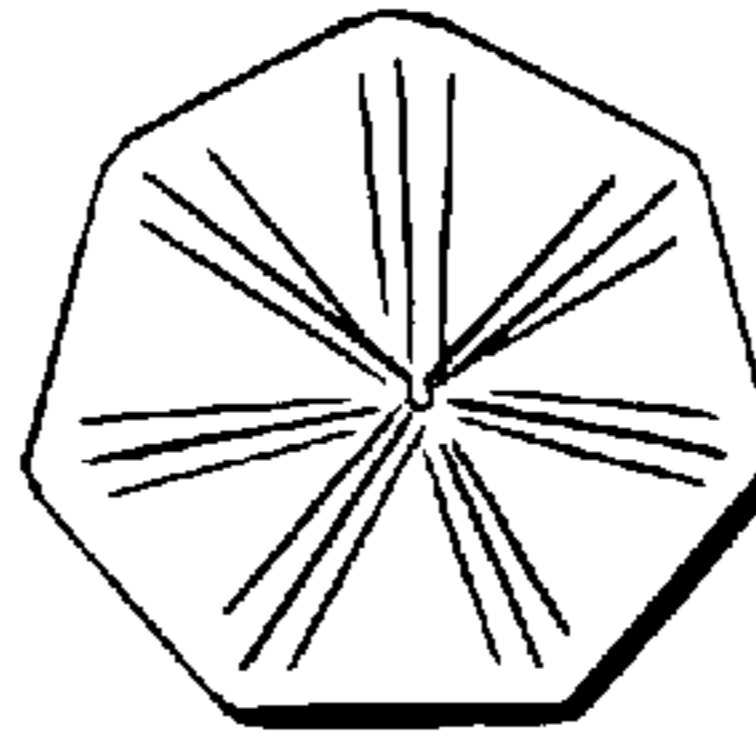


FIG. 8



FIG. 9



FIG. 10



FIG. 11

FIG. 12

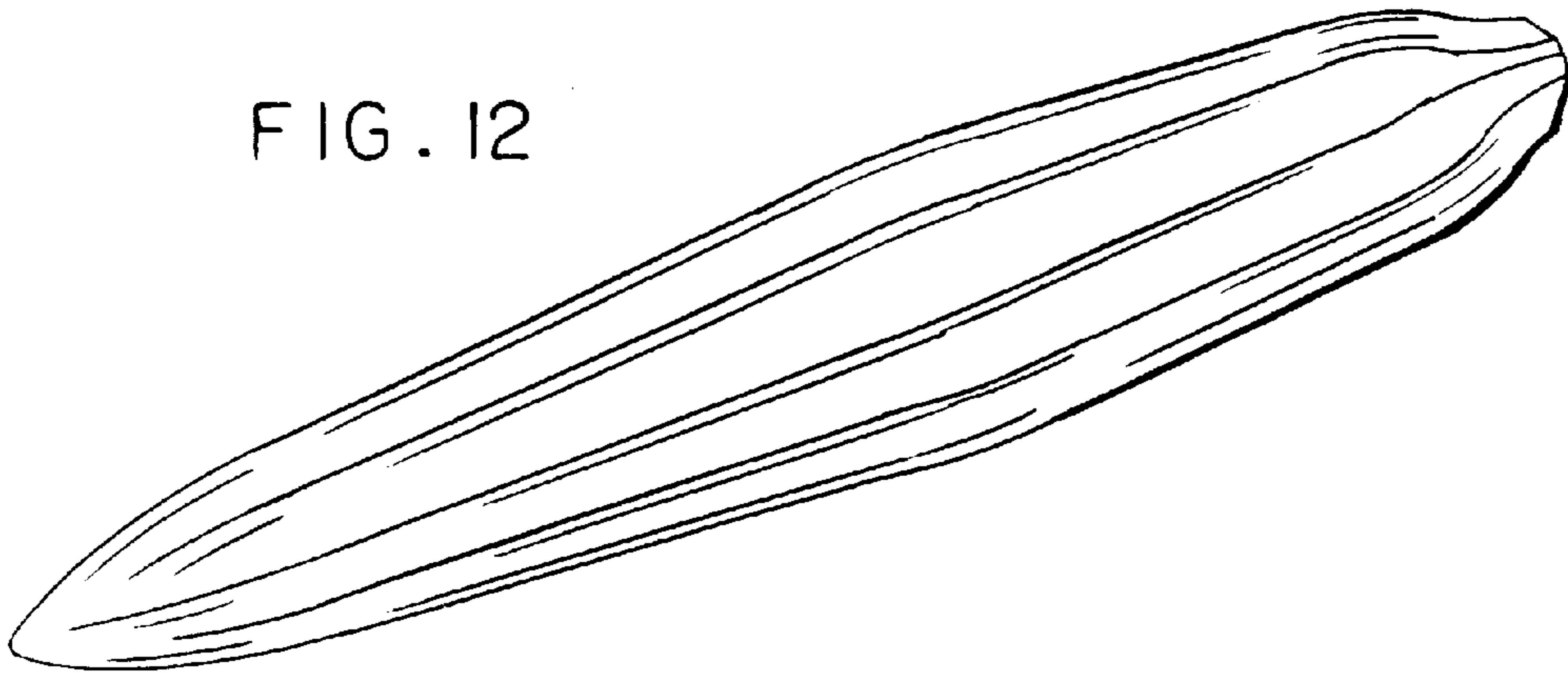


FIG. 13

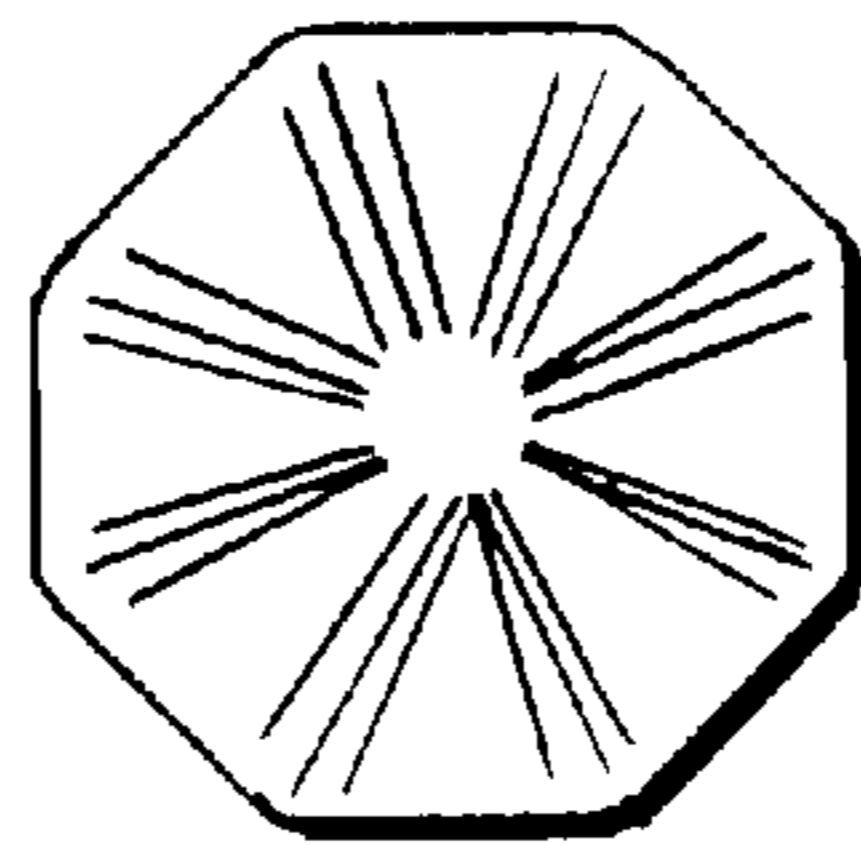


FIG. 14

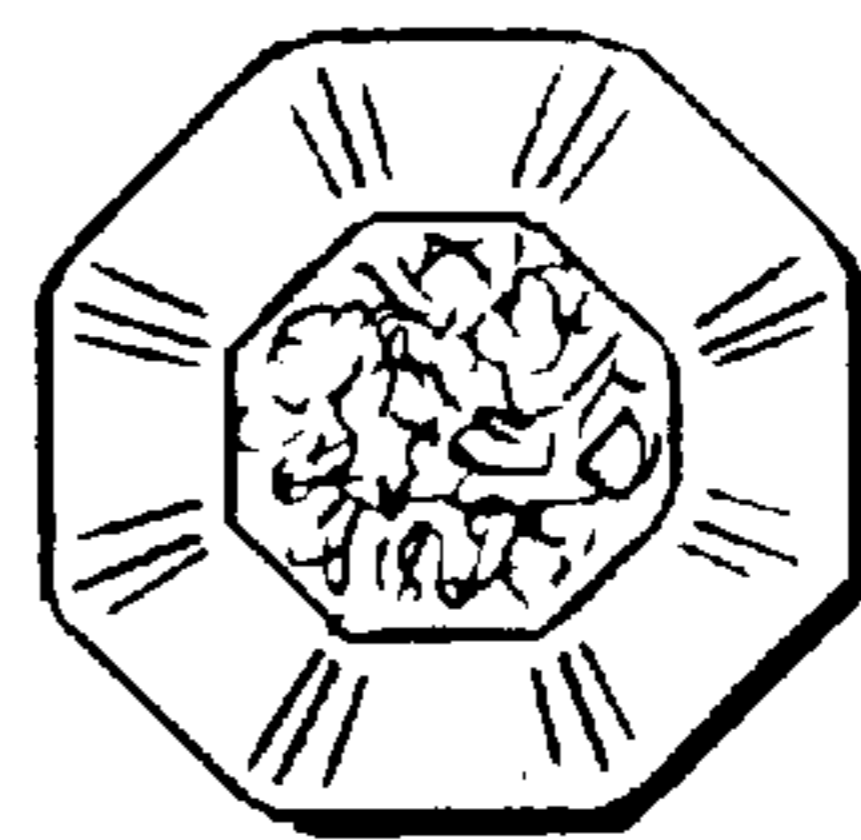


FIG. 15

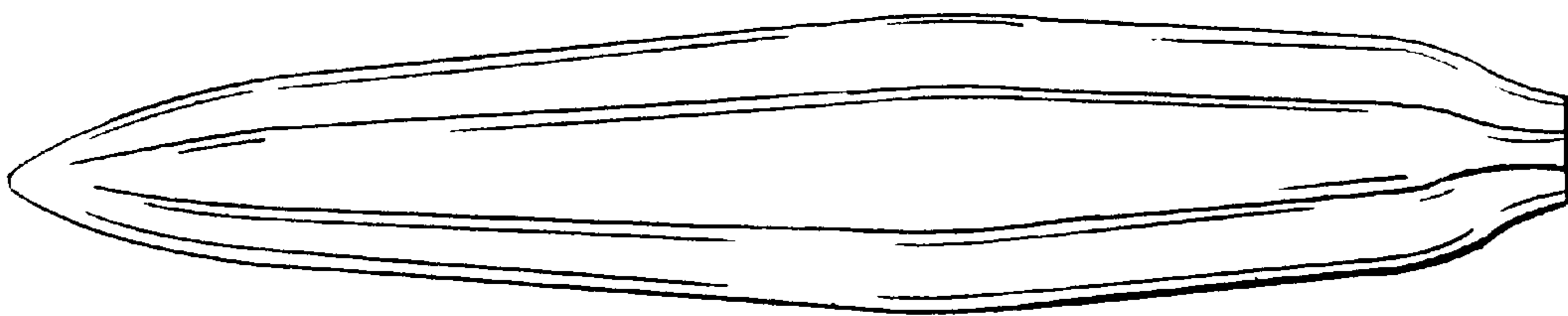


FIG. 16




FIG. 17

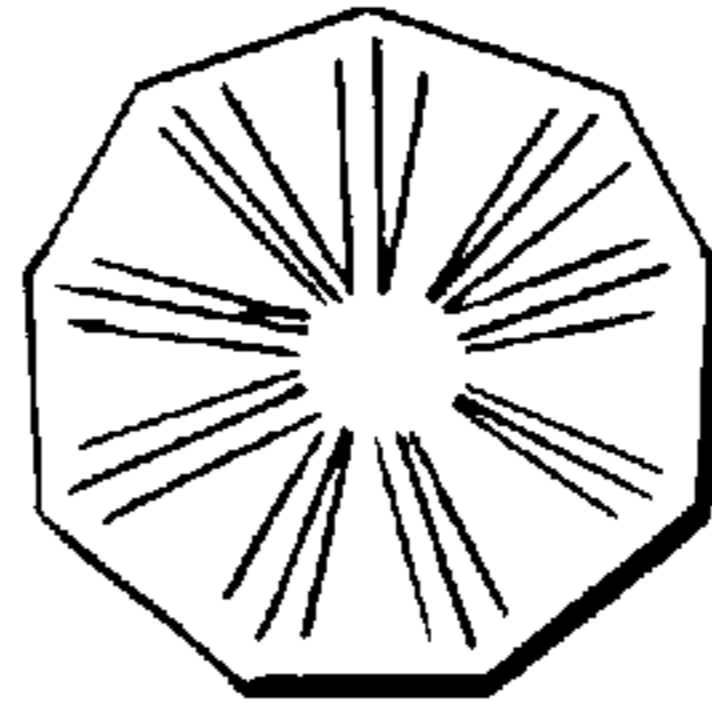


FIG. 18

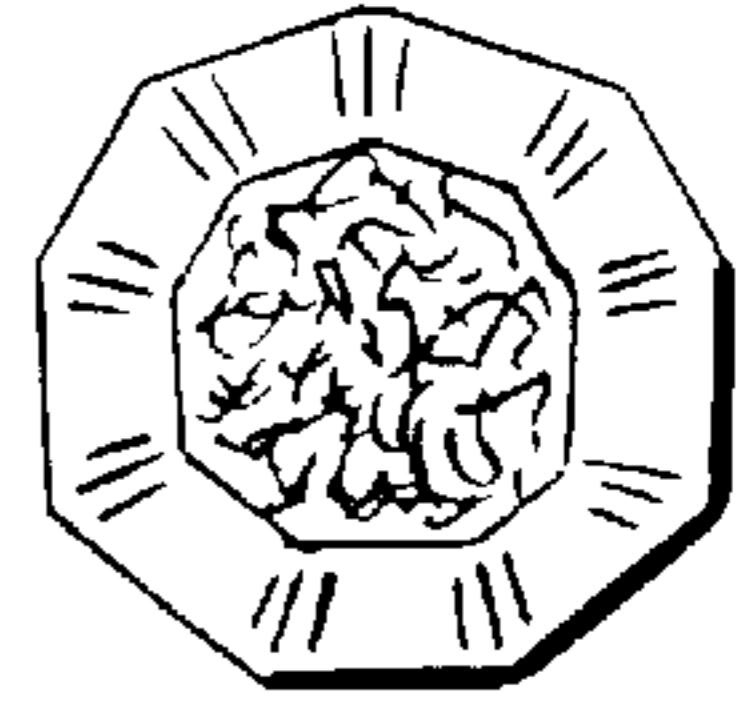


FIG. 19

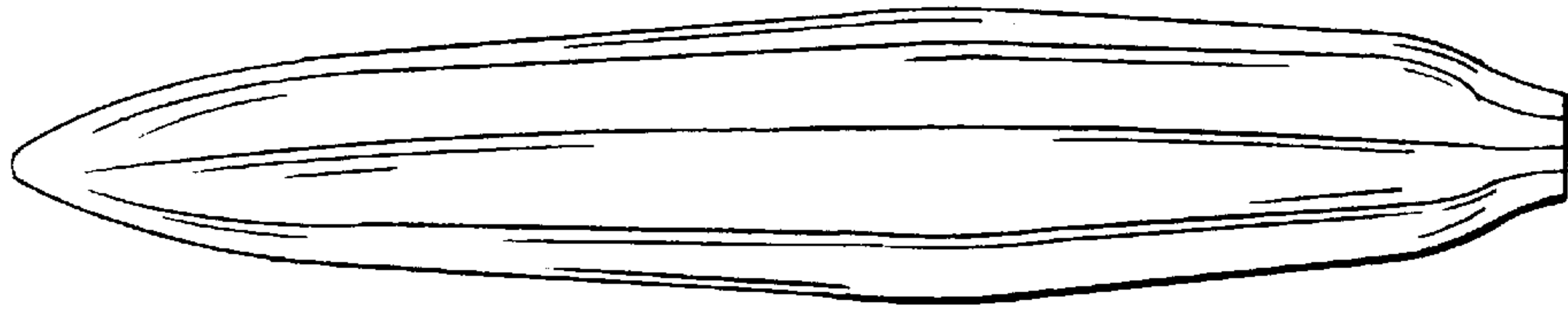


FIG. 20

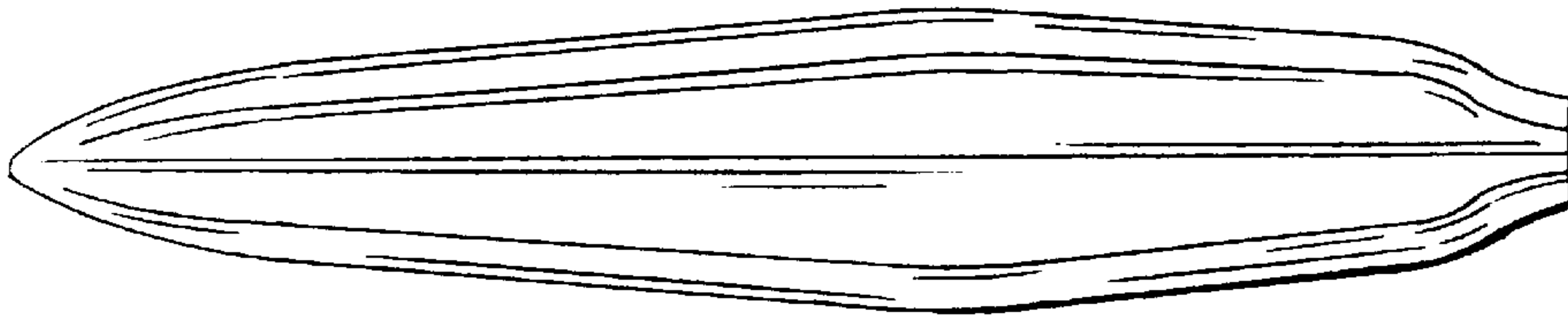


FIG. 21

