



US00D410079S

United States Patent [19]

Falco et al.

[11] Patent Number: Des. 410,079

[45] Date of Patent: ** May 18, 1999

[54] HEARING PROTECTIVE DEVICE

[75] Inventors: Robert N. Falco, Indianapolis; Marc Doty, Brownsburg, both of Ind.

[73] Assignee: Cabot Safety Intermediate Corporation, Southbridge, Mass.

[**] Term: 14 Years

[21] Appl. No.: 29/058,459

[22] Filed: Aug. 15, 1996

[51] LOC (6) Cl. 24-04

[52] U.S. Cl. D24/106

[58] Field of Search D24/106, 100, D24/101, 120; D14/205; 181/129-137; 381/183, 187, 25, 380; 379/430; 604/288; 128/864-868; D29/19

[56] References Cited

U.S. PATENT DOCUMENTS

D. 272,946	3/1984	Scanlon .	
D. 292,530	10/1987	Andersson	D24/106
D. 338,267	8/1993	Scholey	D24/106
1,775,204	9/1930	Lncarelle	181/135
2,498,960	2/1950	Mullin .	
2,780,681	2/1957	Shaper .	
3,470,975	10/1969	Haiken .	
4,193,396	3/1980	Wacker .	
4,253,452	3/1981	Powers et al. .	
4,325,453	4/1982	Moussette	181/135
4,461,290	7/1984	Gardner, Jr. et al. .	
4,554,993	11/1985	Houng .	
4,671,265	6/1987	Andersson .	
4,819,624	4/1989	Leight et al. .	

4,867,149	9/1989	Falco .
5,113,967	5/1992	Killion et al. .
5,117,464	5/1992	Jones et al. .
5,188,123	2/1993	Gardner, Jr. .
5,298,691	3/1994	Leight .

FOREIGN PATENT DOCUMENTS

1235513 6/1971 United Kingdom .

Primary Examiner—Pamela Burgess
Attorney, Agent, or Firm—Cantor Colburn LLP

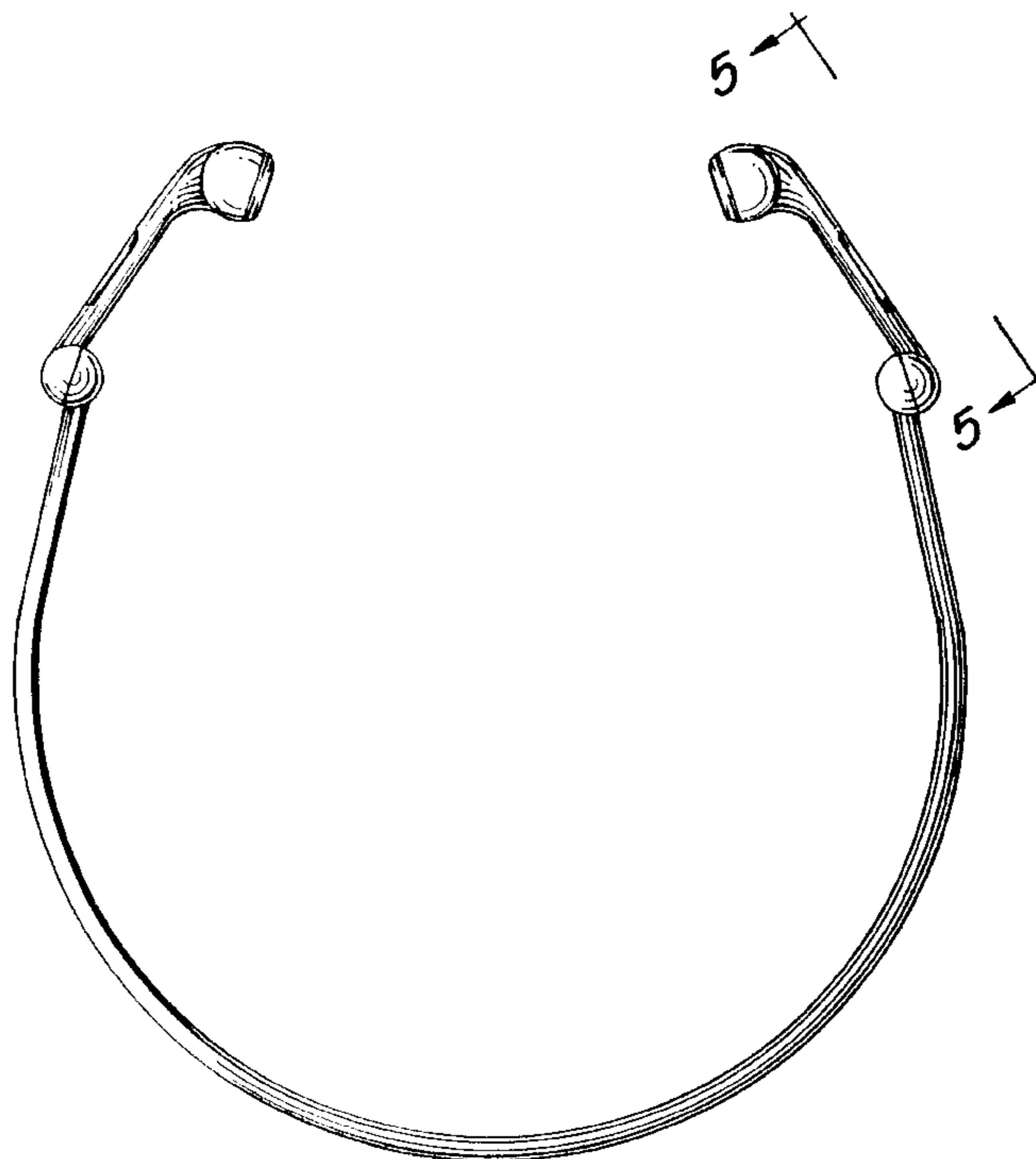
[57] CLAIM

The ornamental design for a hearing protective device, as shown and described.

DESCRIPTION

FIG. 1 is a front view of the frame of the hearing protection device;
 FIG. 2 is a top view of the frame;
 FIG. 3 is a bottom view of the frame;
 FIG. 4 is a right side view of the frame, the left side view being a mirror image;
 FIG. 5 is a view taken along line 5—5 of FIG. 1;
 FIG. 6 is a front view of the frame fitted with a first type of hearing protector;
 FIG. 7 is a top view of the frame fitted with a first type of hearing protector;
 FIG. 8 is a bottom view of the frame fitted with a first type of hearing protector;
 FIG. 9 is a right side view of the frame fitted with a first type of hearing protector; the left side view being a mirror image; and,
 FIG. 10 is a view taken along line 10—10 of FIG. 6.

1 Claim, 2 Drawing Sheets



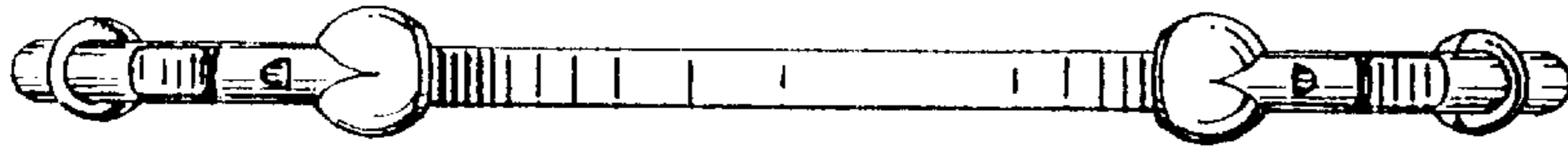


FIG. 2

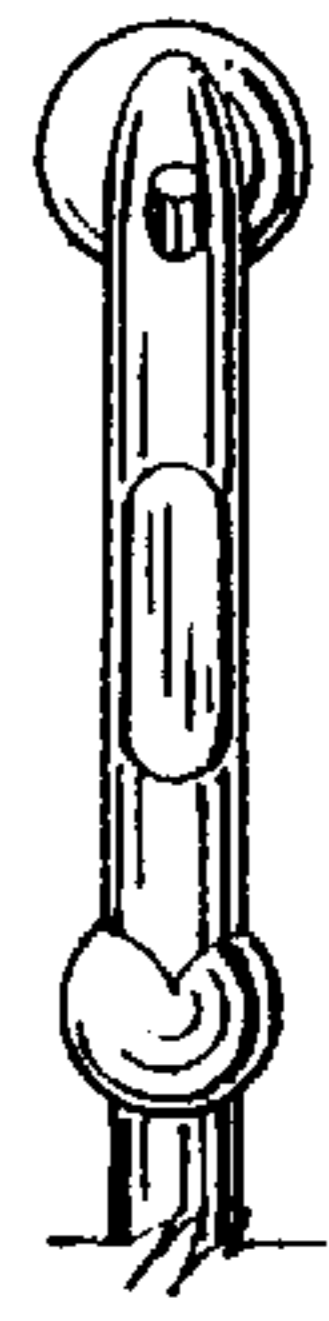


FIG. 5

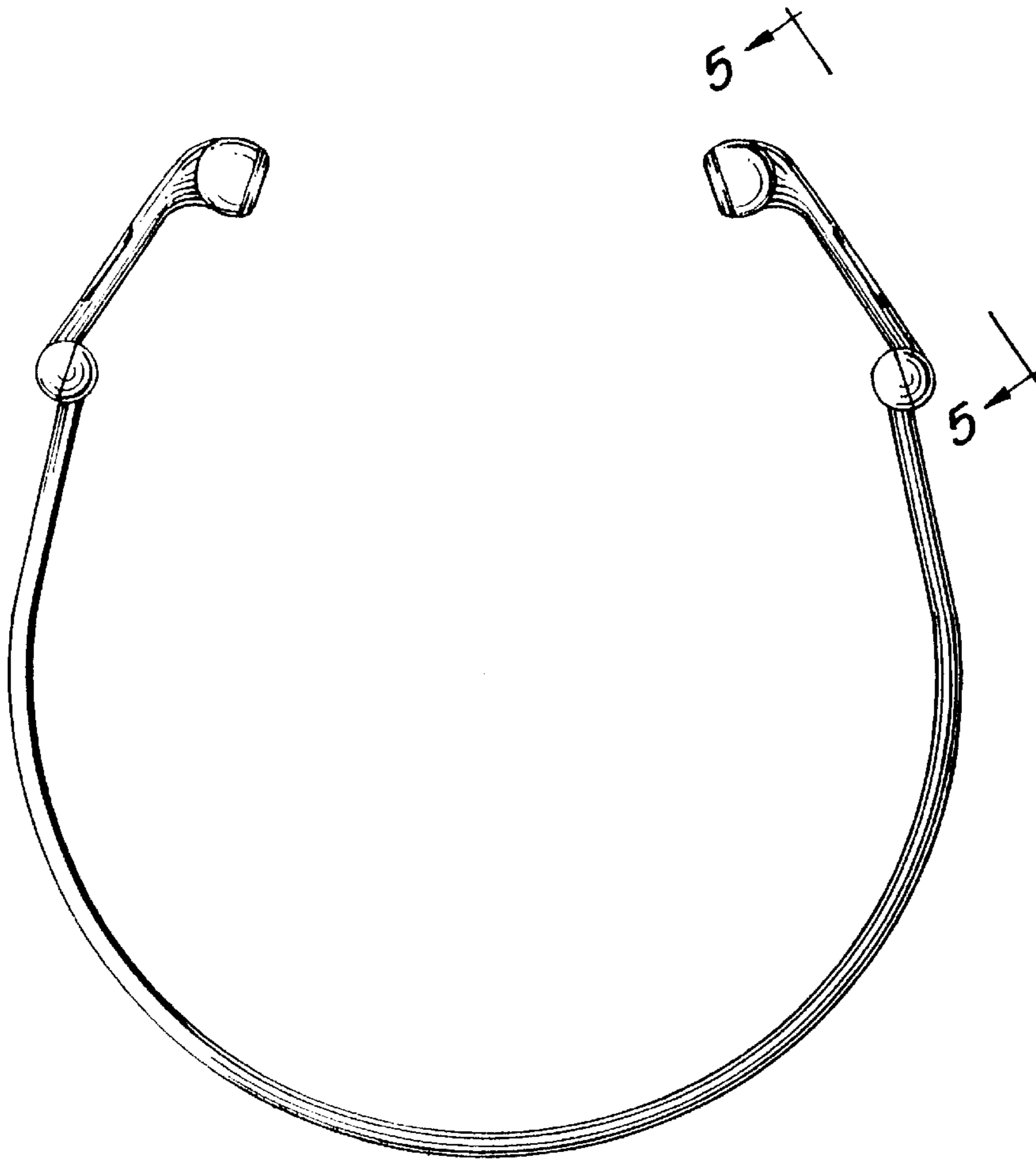


FIG. 1

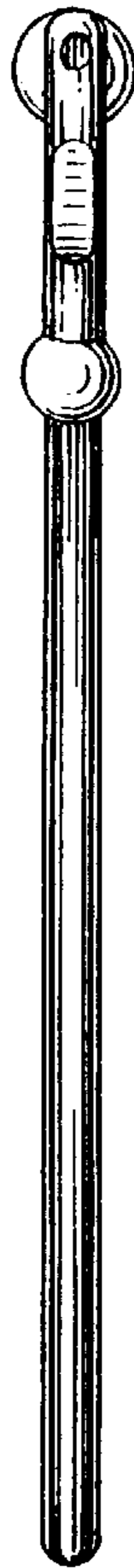


FIG. 4




FIG. 3

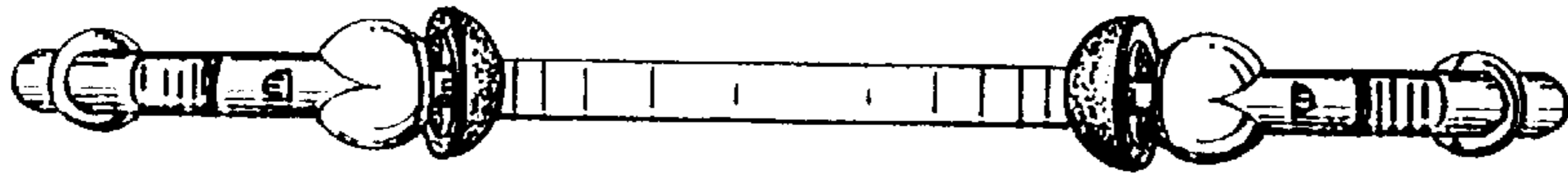


FIG. 7

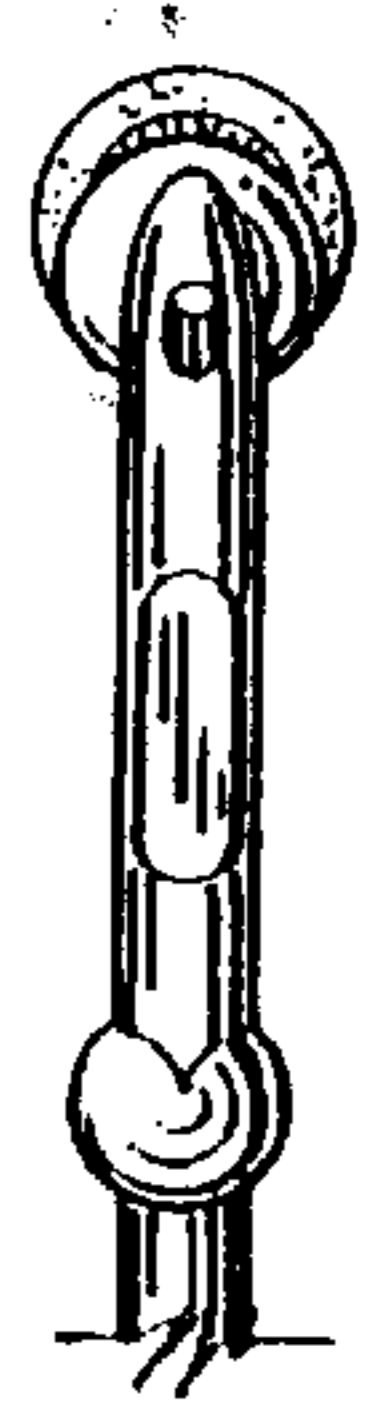


FIG. 10

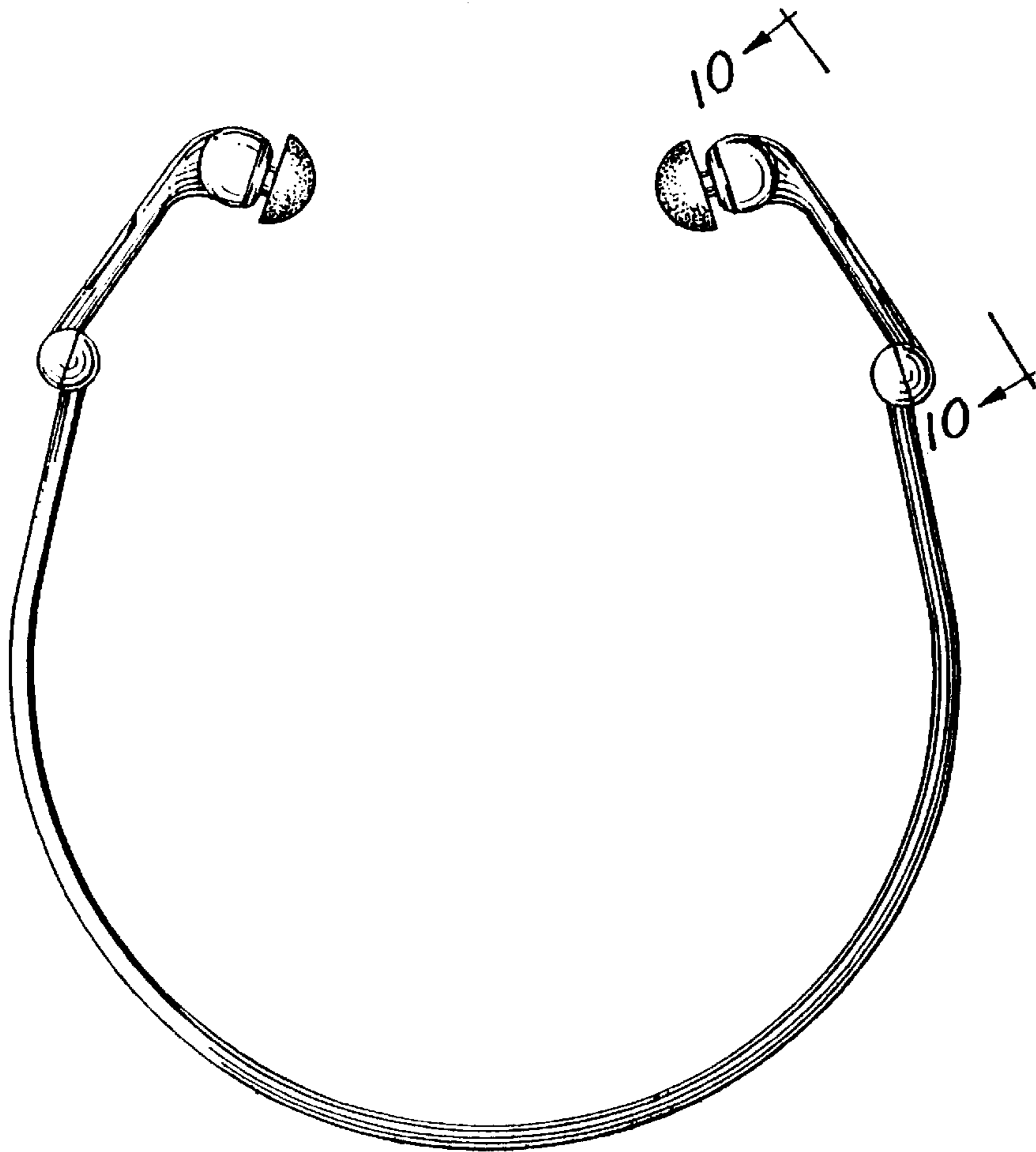


FIG. 6



FIG. 9




FIG. 8