



US00D410072S

United States Patent [19] Lord

[11] **Patent Number: Des. 410,072**

[45] **Date of Patent: ** *May 18, 1999**

[54] **FAUCET SPOUT**

[75] Inventor: **Judd A. Lord**, Carmel, Ind.

[73] Assignee: **Masco Corporation of Indiana**,
Indianapolis, Ind.

[*] Notice: This patent is subject to a terminal disclaimer.

[**] Term: **14 Years**

[21] Appl. No.: **29/082,886**

[22] Filed: **Jan. 30, 1998**

[51] **LOC (6) Cl.** **23-01**

[52] **U.S. Cl.** **D23/255**

[58] **Field of Search** D23/238-243,
D23/250-257; 4/675-678; 137/801

[56] **References Cited**

U.S. PATENT DOCUMENTS

D. 213,874	4/1969	Landell	D23/238
D. 219,779	1/1971	Tiller	D23/238
D. 290,492	6/1987	Hill et al.	..	
D. 290,992	7/1987	Hill et al.	..	
D. 291,117	7/1987	Ryan	..	
D. 293,601	1/1988	Hill et al.	..	
D. 323,877	2/1992	Haug et al.	..	
D. 331,796	12/1992	Spangler	..	
D. 352,766	11/1994	Hill et al.	..	
D. 360,931	8/1995	Mark et al.	..	
D. 364,211	11/1995	Hill et al.	..	
D. 367,697	3/1996	Haug et al.	..	
D. 367,917	3/1996	Haug et al.	D23/238

D. 367,918	3/1996	Haug et al.	D23/238
D. 367,920	3/1996	Hill et al.	..	
D. 368,764	4/1996	Hill et al.	..	
D. 368,956	4/1996	Haug et al.	D23/238
D. 388,156	12/1997	Hill et al.	..	

OTHER PUBLICATIONS

Delta Full Line Catalog, 1991.
Delta Full Line Catalog, 1994.

Primary Examiner—Louis S. Zarfes
Assistant Examiner—Eric Watterson
Attorney, Agent, or Firm—Myron B. Kapustij; Leon E. Redman

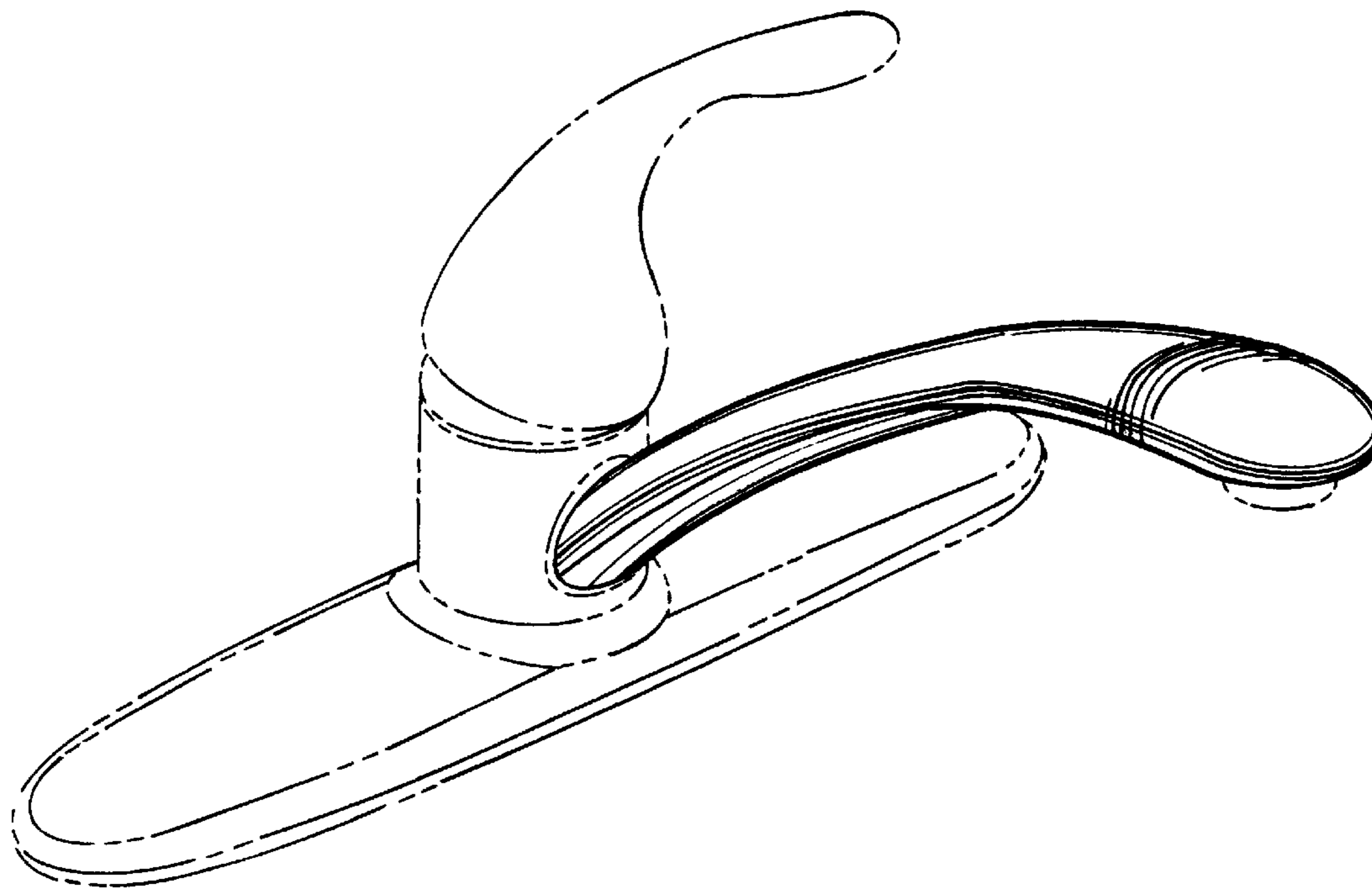
[57] **CLAIM**

The ornamental design for a faucet spout, as shown and described.

DESCRIPTION

FIG. 1 is a front perspective view of a faucet spout showing my new design;
FIG. 2 is a rear perspective view thereof;
FIG. 3 is a top plan view thereof;
FIG. 4 is a front elevational view thereof;
FIG. 5 is a right side elevational view thereof, the left side being a mirror image;
FIG. 6 is a rear elevational view thereof; and,
FIG. 7 is a bottom plan view thereof.
The broken line showings of the aerator in FIGS. 1-2, 4-5 and 7, of the handle in FIGS. 1-2, 4-5 and 7, and of the escutcheon in FIGS. 1-7 are for purposes of illustration only and form no part of the claimed design.

1 Claim, 4 Drawing Sheets



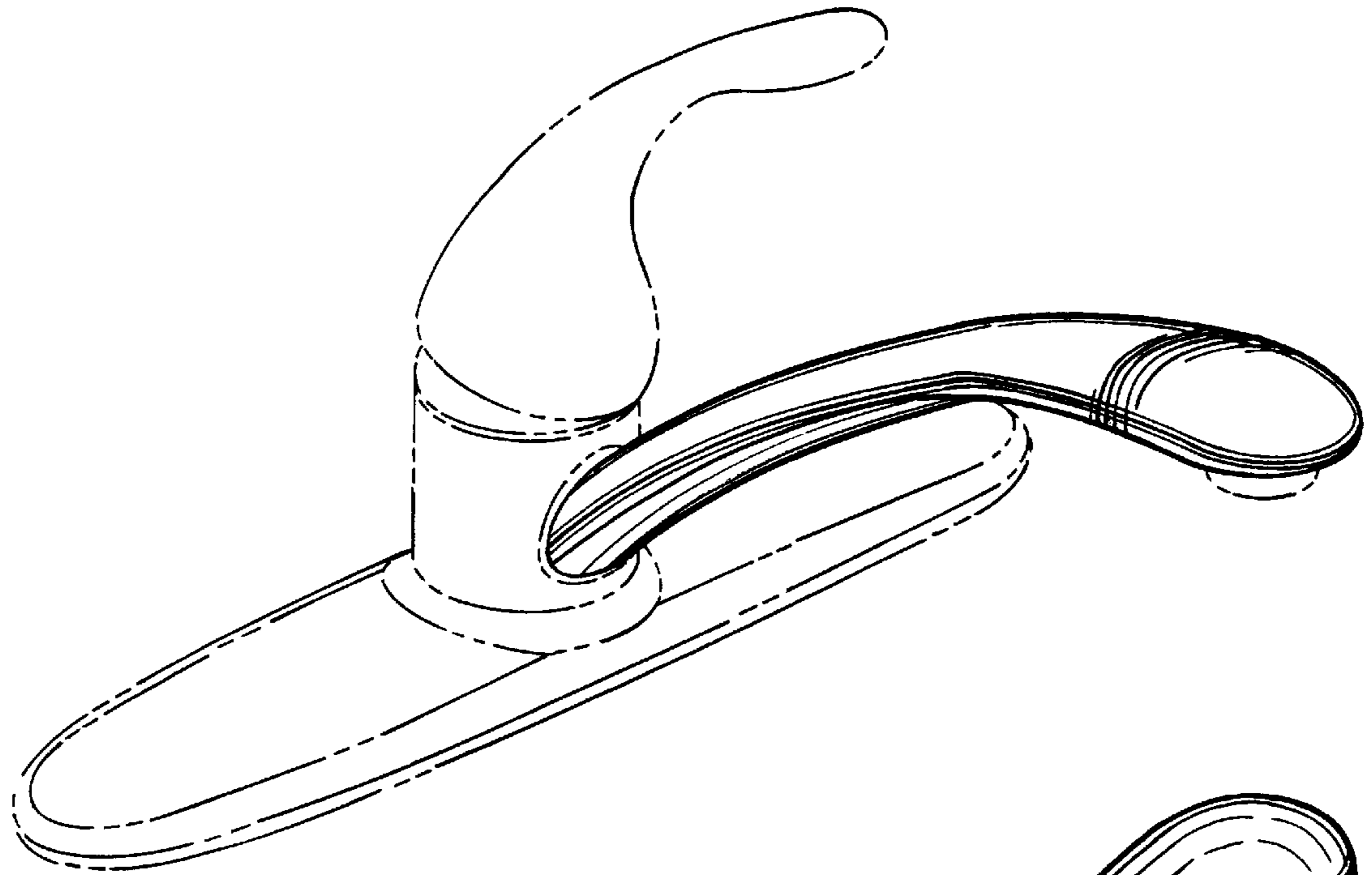


Fig-1

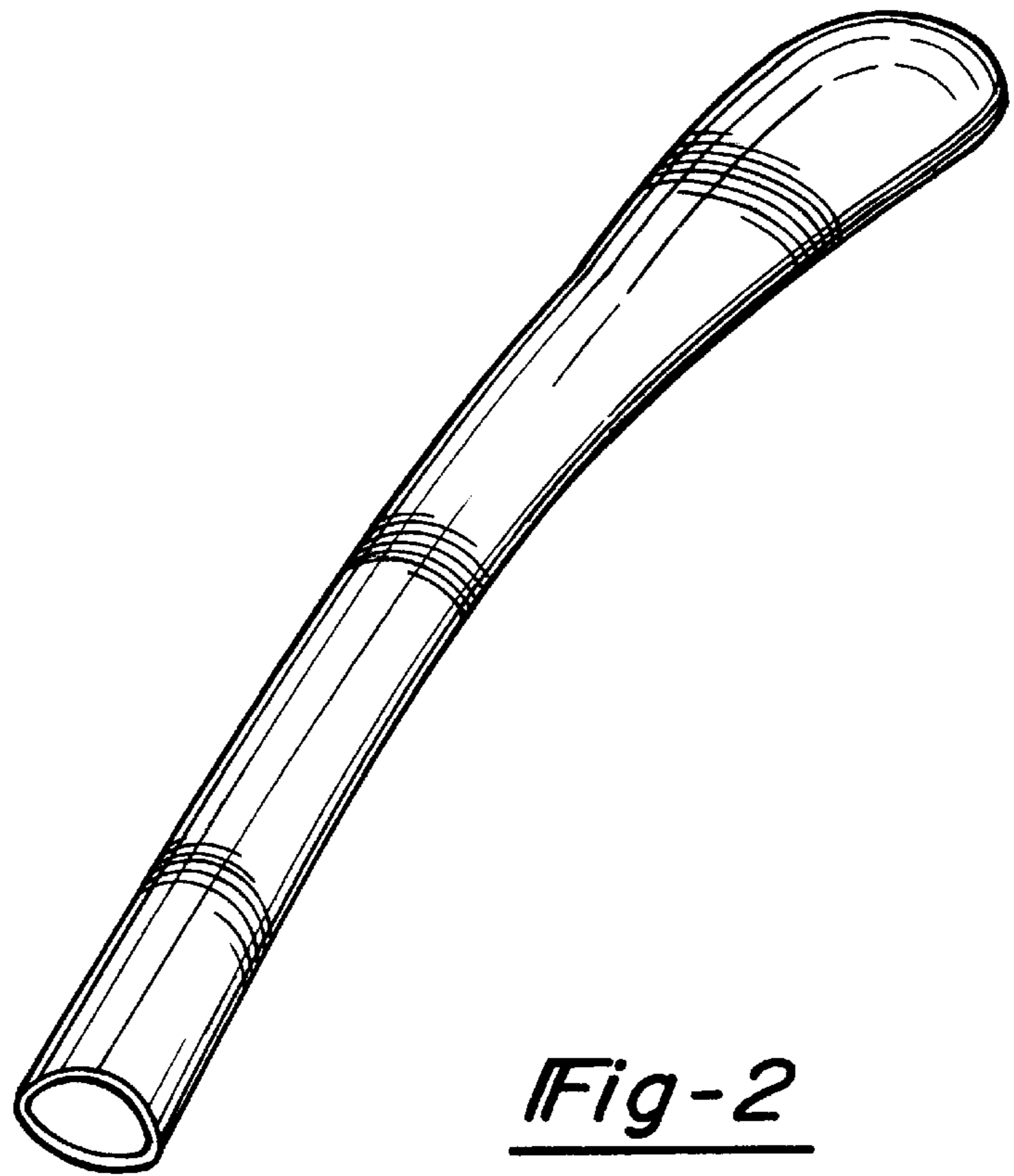


Fig-2

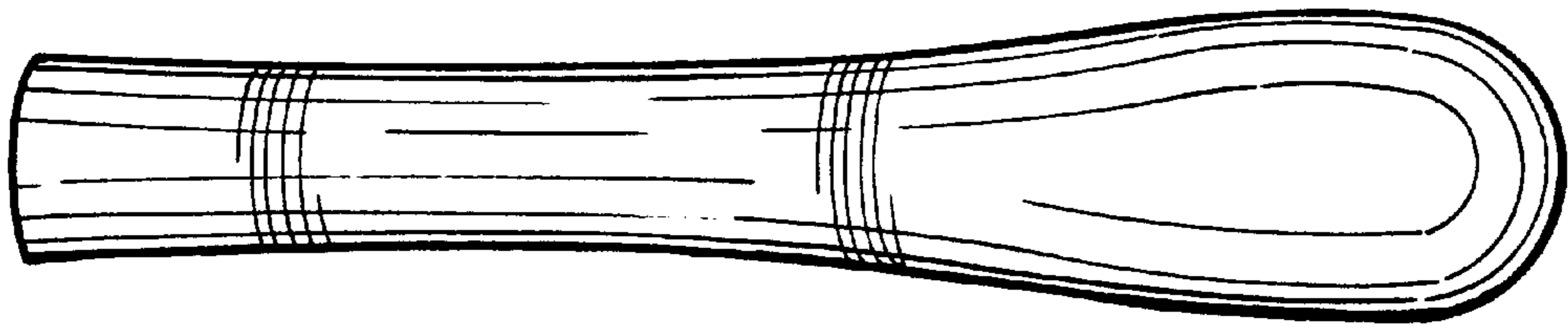


Fig-3

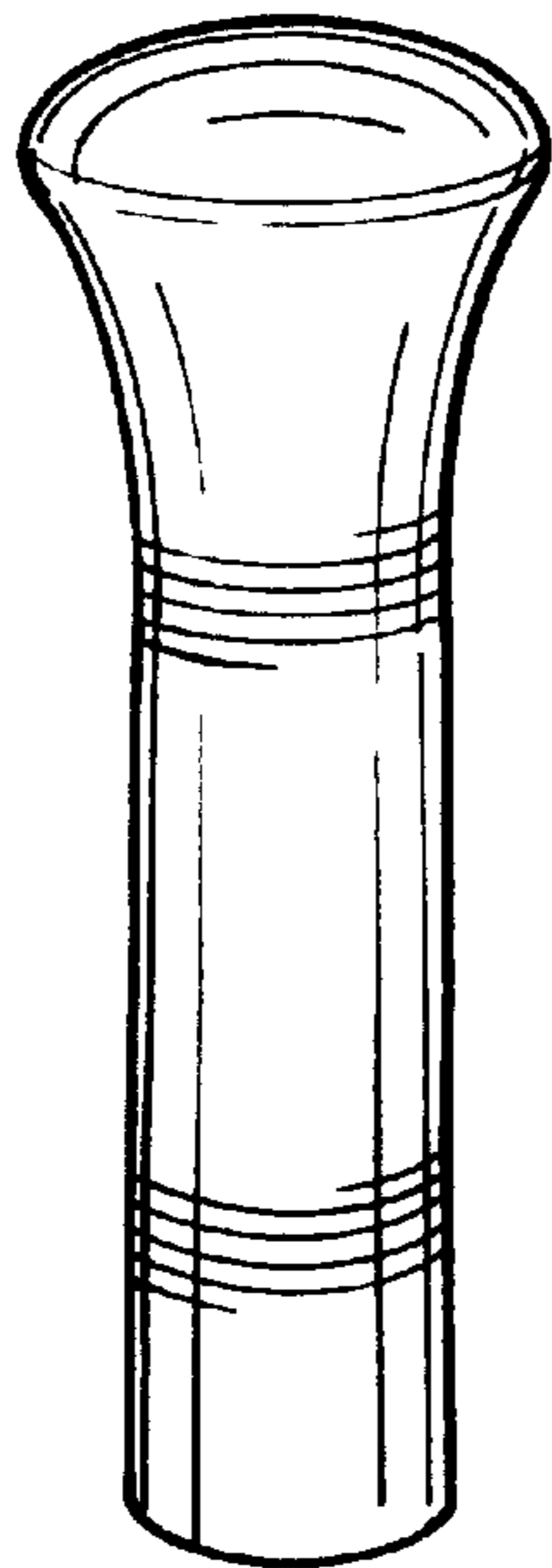


Fig-4

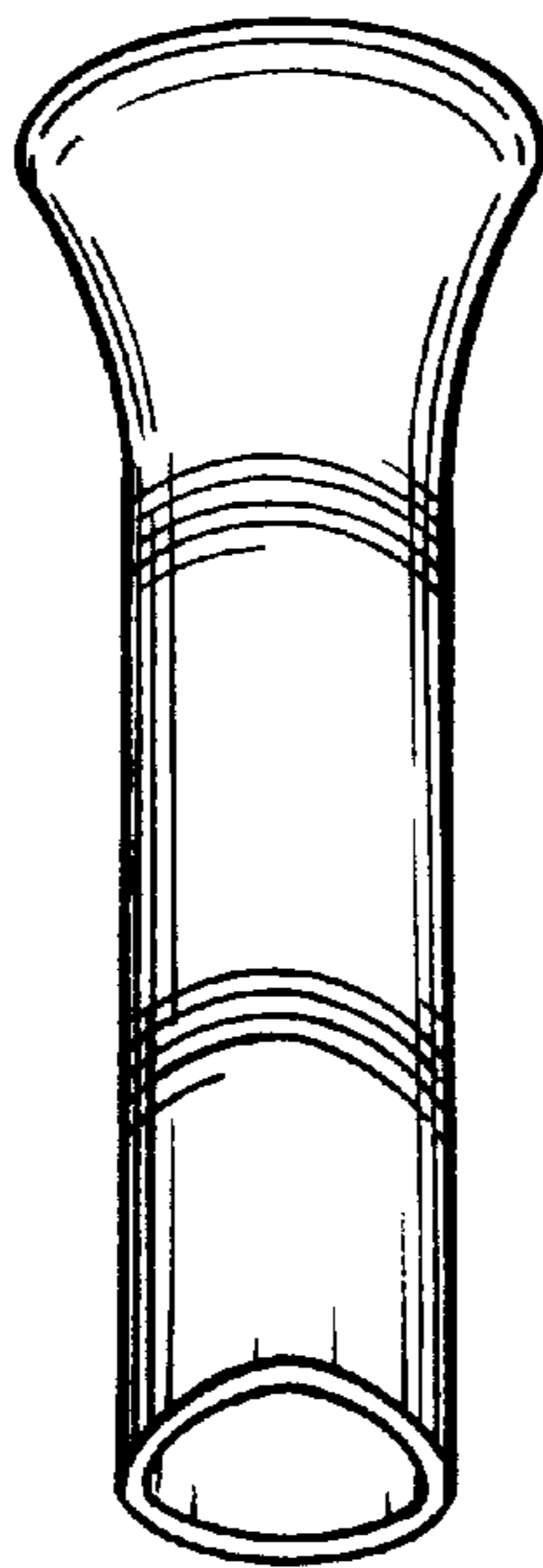
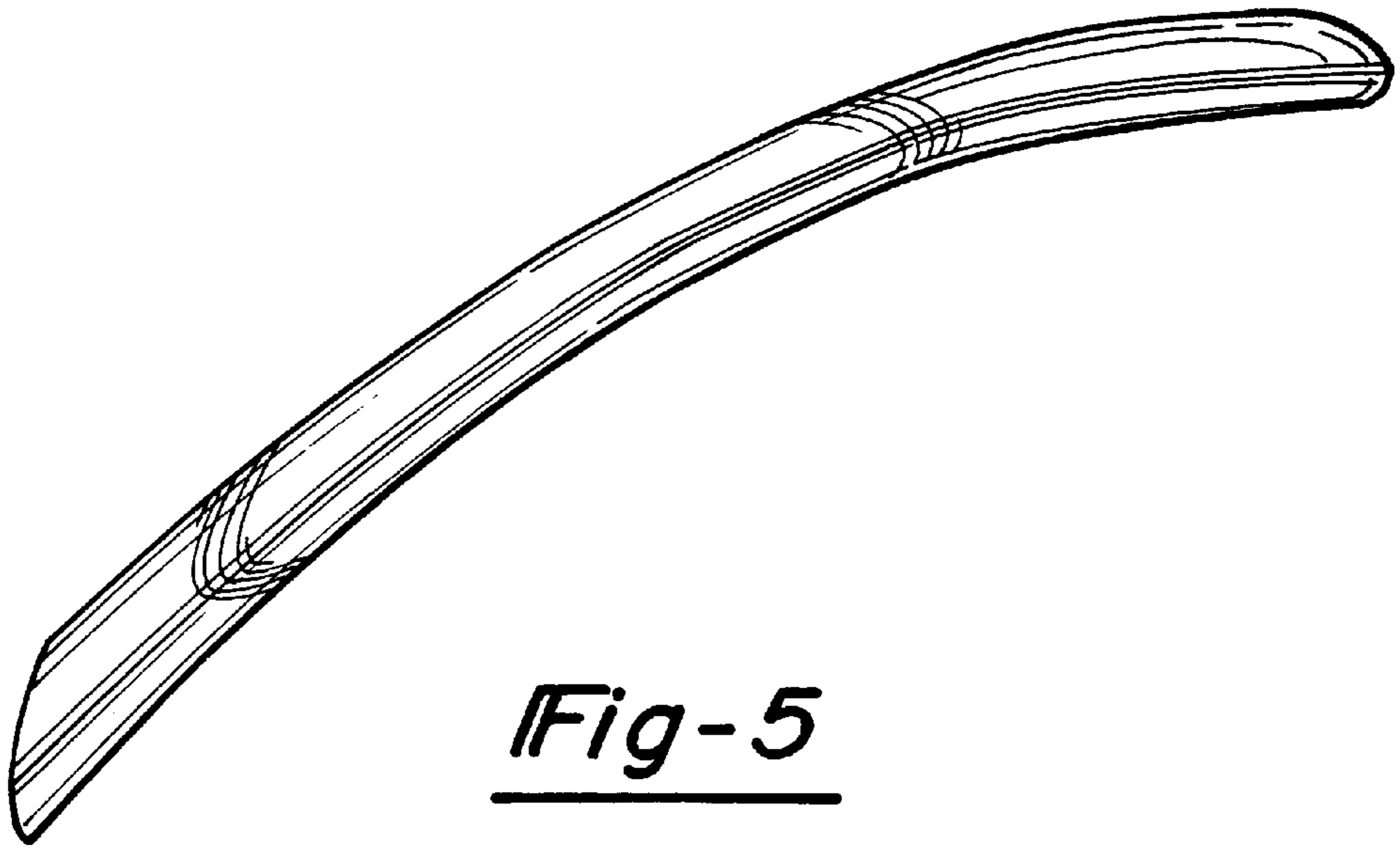


Fig-6



Fig-7