



US00D410050S

United States Patent [19] Matte

[11] **Patent Number: Des. 410,050**

[45] **Date of Patent: ** May 18, 1999**

[54] **BALLET BARRE**
[76] Inventor: **Jean-Claude Matte**, 1234 Chesapeake Ave., Chesapeake, Va. 23324

[**] Term: **14 Years**

[21] Appl. No.: **29/067,644**

[22] Filed: **Mar. 3, 1997**

[51] **LOC (6) Cl. 21-02**

[52] **U.S. Cl. D21/691**

[58] **Field of Search D21/191; D10/113, D10/109; 482/15, 16, 17, 34, 38**

[56] **References Cited**

U.S. PATENT DOCUMENTS

D. 216,721	3/1970	Sassenberg	D21/191
D. 354,780	1/1995	Endelman	D21/191
D. 354,781	1/1995	Endelman	D21/191
399,632	3/1889	Reach .	
2,932,510	4/1960	Kravitz .	
3,653,658	4/1972	Robertson .	
4,126,307	11/1978	Stevenson .	
4,227,688	10/1980	Senoh et al.	482/38
4,241,914	12/1980	Bushnell	482/38
4,960,277	10/1990	LaRossa et al. .	

5,290,209	3/1994	Wilkinson	482/38
5,306,217	4/1994	Bracone .	
5,334,121	8/1994	McPhilomy	482/17
5,501,647	3/1996	Snyder	482/38
5,536,222	7/1996	Banda et al.	482/38

FOREIGN PATENT DOCUMENTS

2534815	4/1984	France	482/38
---------	--------	--------------	--------

Primary Examiner—Philip S. Hyder
Attorney, Agent, or Firm—Robert E. Bushnell, Esq.


[57] **CLAIM**

The ornamental designs for a ballet barre, as shown and described.

DESCRIPTION

FIG. 1 is a left side elevational view of a ballet barre, showing my new design;
FIG. 2 is a right side elevational view thereof;
FIG. 3 is a perspective view thereof;
FIG. 4 is a perspective view of a modified embodiment of the ballet barre;
FIG. 5 is a bottom plan view of FIG. 4; and,
FIG. 6 is a top plan view of FIG. 4.

1 Claim, 5 Drawing Sheets






Figure 2




Figure 1

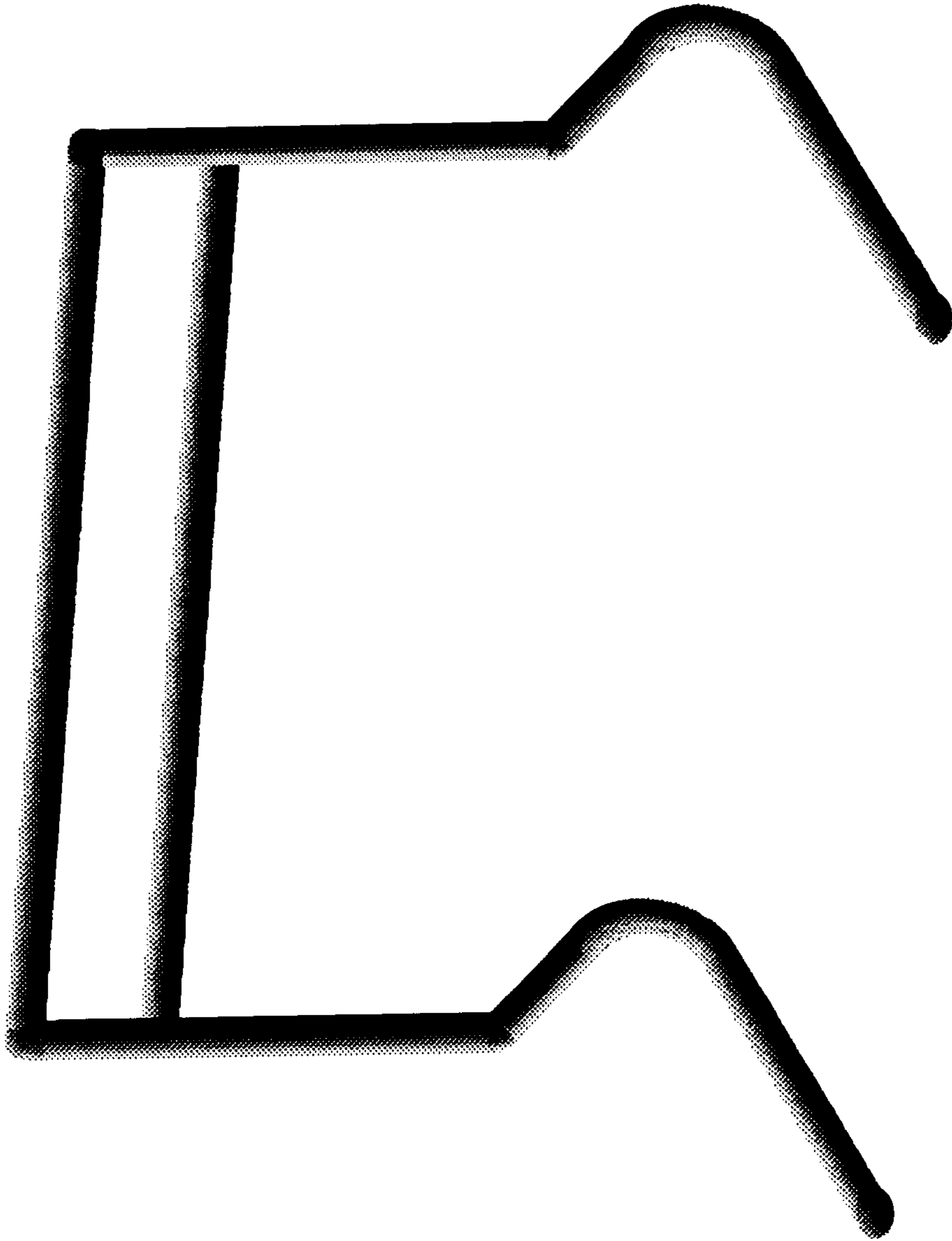


Figure 3

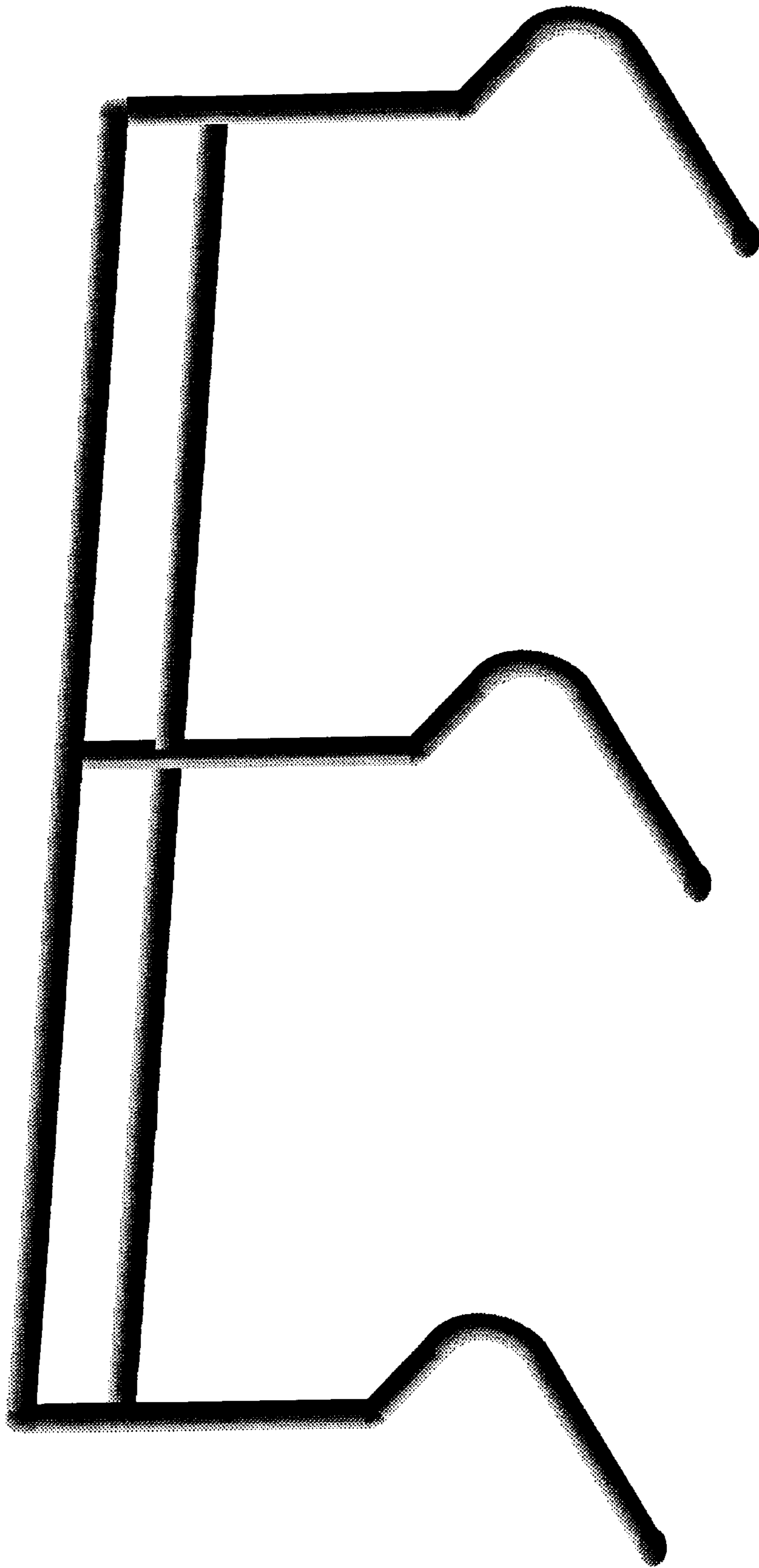


Figure 4




Figure 5




Figure 6