



US00D410038S

**United States Patent** [19]  
**Golad et al.**

[11] **Patent Number: Des. 410,038**

[45] **Date of Patent: \*\* May 18, 1999**

[54] **DIE**

[75] Inventors: **Adar Golad**, Scherenenkweg 16, 8051  
KH Hattem, Netherlands; **Dirk  
Ludovica Oscar de Haene**, Borgerhout;  
**Gert Yves Junes**, Berchem, both of  
Belgium

[73] Assignee: **Adar Golad**, KH Hattem, Netherlands

[\*\*] Term: **14 Years**

[21] Appl. No.: **29/055,343**

[22] Filed: **Jun. 4, 1996**

[30] **Foreign Application Priority Data**

Dec. 4, 1995 [NL] Netherlands ..... 71367-03

[51] **LOC (6) Cl.** ..... **21-01**

[52] **U.S. Cl.** ..... **D21/373**

[58] **Field of Search** ..... D21/37, 41, 204,  
D21/205; 273/146

[56] **References Cited**

**U.S. PATENT DOCUMENTS**

D. 41,920 11/1911 Cigol ..... D21/205

D. 352,322	11/1994	Mullaney et al. ....	D21/204
D. 379,206	5/1997	Meffert .....	D21/204
1,593,907	7/1926	Madan .....	D21/41 X
3,841,039	10/1974	Farnsworth, III .....	D21/205 X
4,807,883	2/1989	Silverman .....	273/146
5,083,793	1/1992	Sanford .....	273/146
5,511,782	4/1996	Maley .....	273/146
5,556,096	9/1996	Eardley et al. ....	273/146

*Primary Examiner*—Mitchell I. Siegel  
*Attorney, Agent, or Firm*—Abelman, Frayne & Schwab


[57] **CLAIM**


The ornamental design for a die, as shown and described.

**DESCRIPTION**

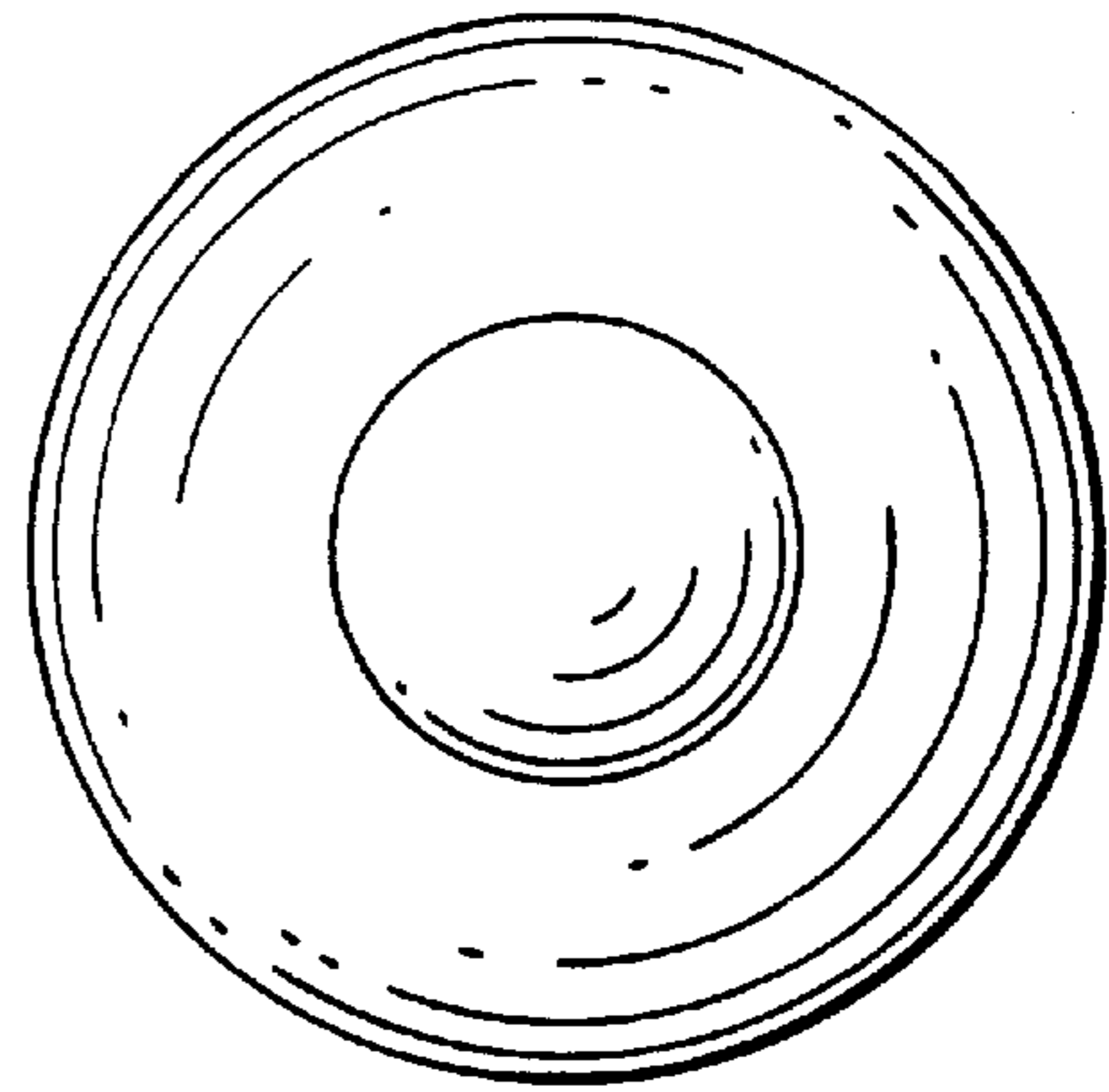
FIG. 1 is a top plan view of a die according to our invention;  
FIG. 2 is a bottom plan view thereof;  
FIG. 3 is a front view thereof;  
FIG. 4 is a rear thereof;  
FIG. 5 is a right-side view thereof; and,  
FIG. 6 is a left-side view thereof.

**1 Claim, 1 Drawing Sheet**

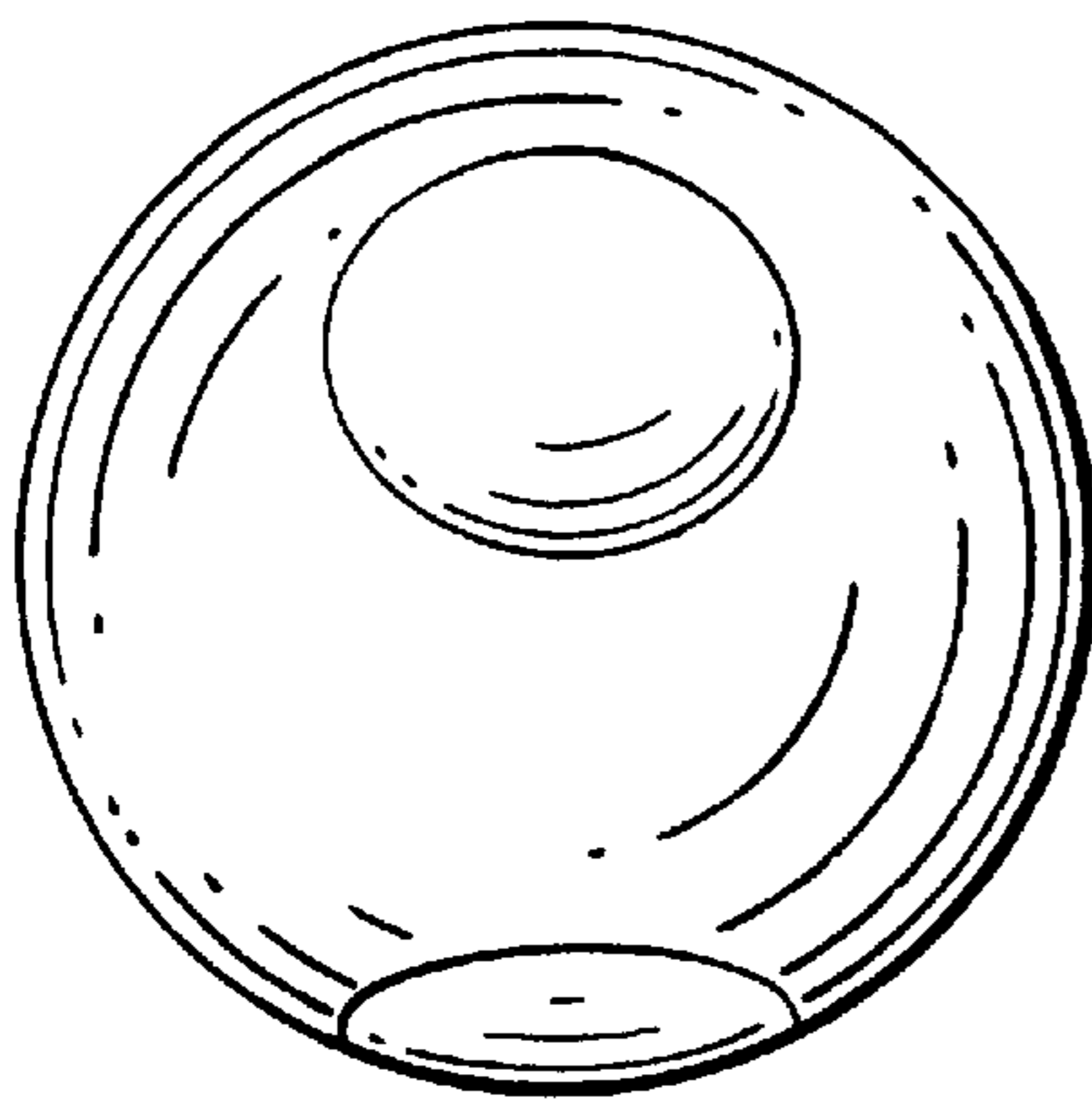




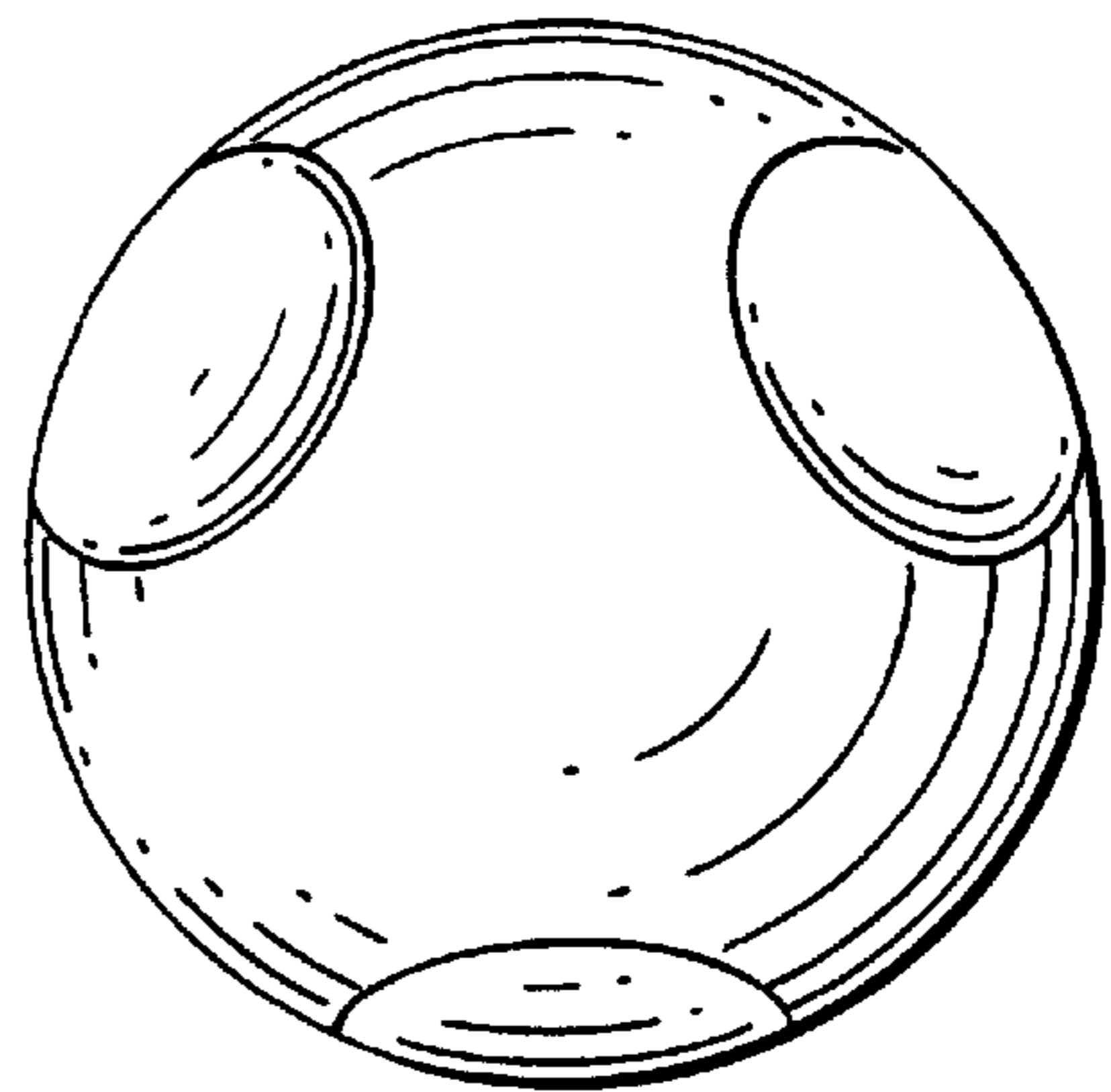
*FIG. 1*



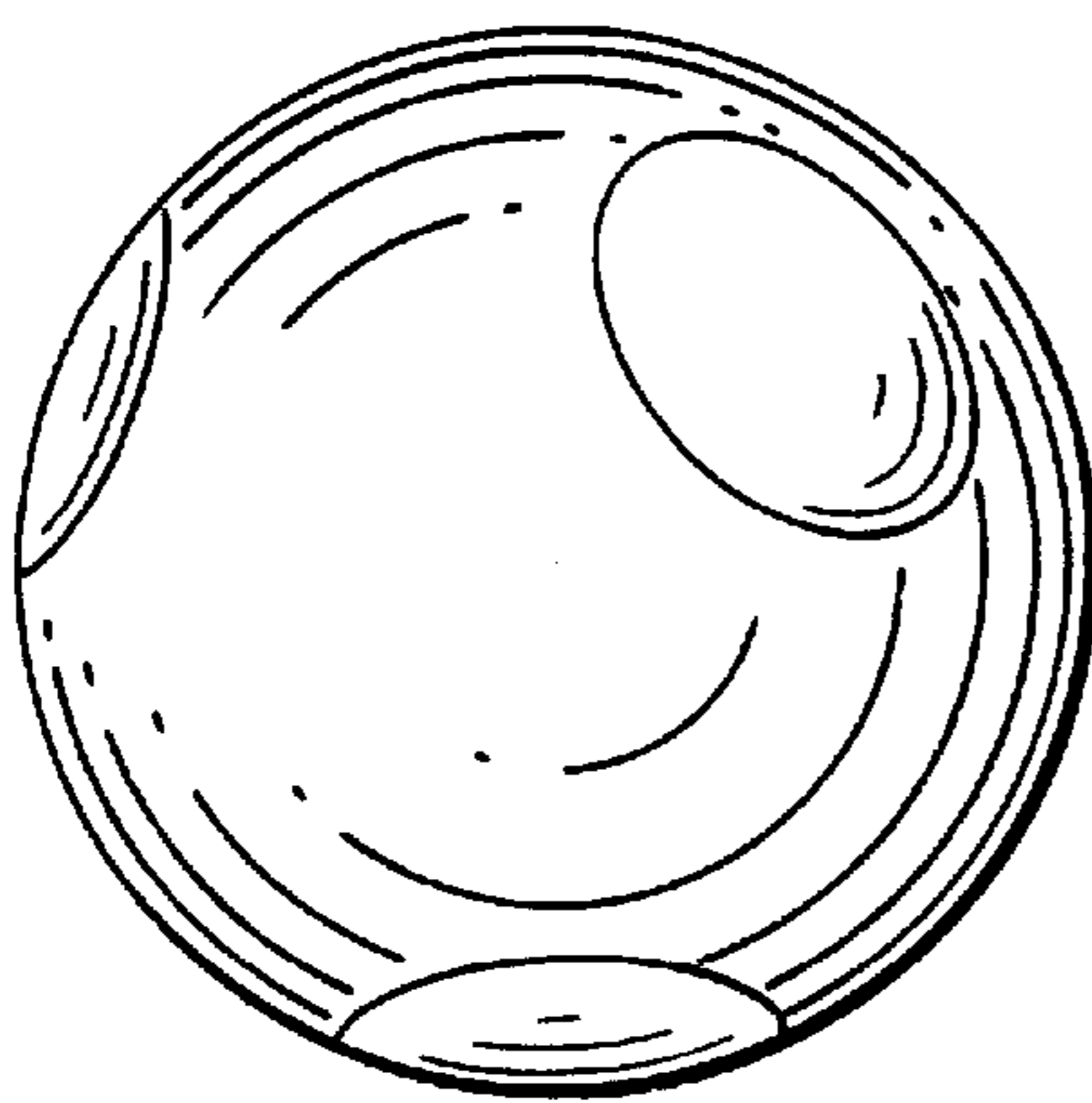
*FIG. 2*




*FIG. 3*



*FIG. 4*



*FIG. 5*



*FIG. 6*