



US00D410035S

United States Patent [19]

[11] Patent Number: **Des. 410,035**

Johnson et al.

[45] Date of Patent: **** May 18, 1999**

[54] **VENDING MACHINE WITH BUBBLING FRONT DISPLAY PANEL**

[76] Inventors: **John C. Johnson; George S. Johnson**, both of 4064 Heurfano Ave., #163, San Diego, Calif. 92117

[**] Term: **14 Years**

[21] Appl. No.: **29/075,707**

[22] Filed: **Aug. 22, 1997**

[51] **LOC (6) Cl.** **20-01**

[52] **U.S. Cl.** **D20/5**

[58] **Field of Search** D11/117, 118, D11/131, 157; D20/1-5, 10; 40/406-407; 194/206, 207, 233, 248, 255, 320, 350; 221/75, 92, 94, 129, 131, 133, 155; 446/267

[56] **References Cited**

U.S. PATENT DOCUMENTS

D. 325,746	4/1992	Cerf	D20/1
D. 348,535	7/1994	Burnett	D20/10 X
D. 382,905	8/1997	Antao et al.	D20/5
2,072,841	3/1937	Tracey	40/130
2,278,383	3/1942	Rosenblatt	40/406
3,101,564	8/1963	Stoessel	40/106.22
3,271,881	9/1966	Wagnon	40/408
3,499,238	3/1970	Publicker	40/106.21
3,613,264	10/1971	Vitka et al.	35/19
3,711,698	1/1973	Hess	240/10.1
3,762,083	10/1973	Lomons et al.	40/130 B
3,964,194	6/1976	Gugeler	40/106.21
4,190,312	2/1980	Bailey	350/4.2
4,208,848	6/1980	Kohl	52/171

4,265,402	5/1981	Tsai	239/20
4,352,149	9/1982	Stetler	362/96
4,686,784	8/1987	Smithies	40/406
4,939,859	7/1990	Brandt	40/406
4,974,127	11/1990	Foley	362/96
5,018,288	5/1991	Yang	40/406
5,106,660	4/1992	Vorell	428/13
5,167,993	12/1992	Aoyagi	428/34
5,340,024	8/1994	Fuller et al.	239/17
5,349,771	9/1994	Burnett	40/406
5,416,994	5/1995	McLaughlin	40/406
5,426,878	6/1995	Branson	40/409

FOREIGN PATENT DOCUMENTS

2393385 2/1979 France .

Primary Examiner—Ted Shooman
Assistant Examiner—Nanda Bondade
Attorney, Agent, or Firm—Gary L. Eastman, Esq.

[57] **CLAIM**


The ornamental design for a vending machine with bubbling front display panel, as shown and described.

DESCRIPTION

FIG. 1 is a perspective view of a vending machine with bubbling front display panel showing our new design; FIG. 2 is a front view thereof; FIG. 3 is a back view thereof; FIG. 4 is a top view thereof; FIG. 5 is a bottom view thereof; and, FIG. 6 is a right side view thereof.

The left side view of the vending machine with bubbling front display panel is a mirror image of FIG. 6.

1 Claim, 5 Drawing Sheets






FIG. 1

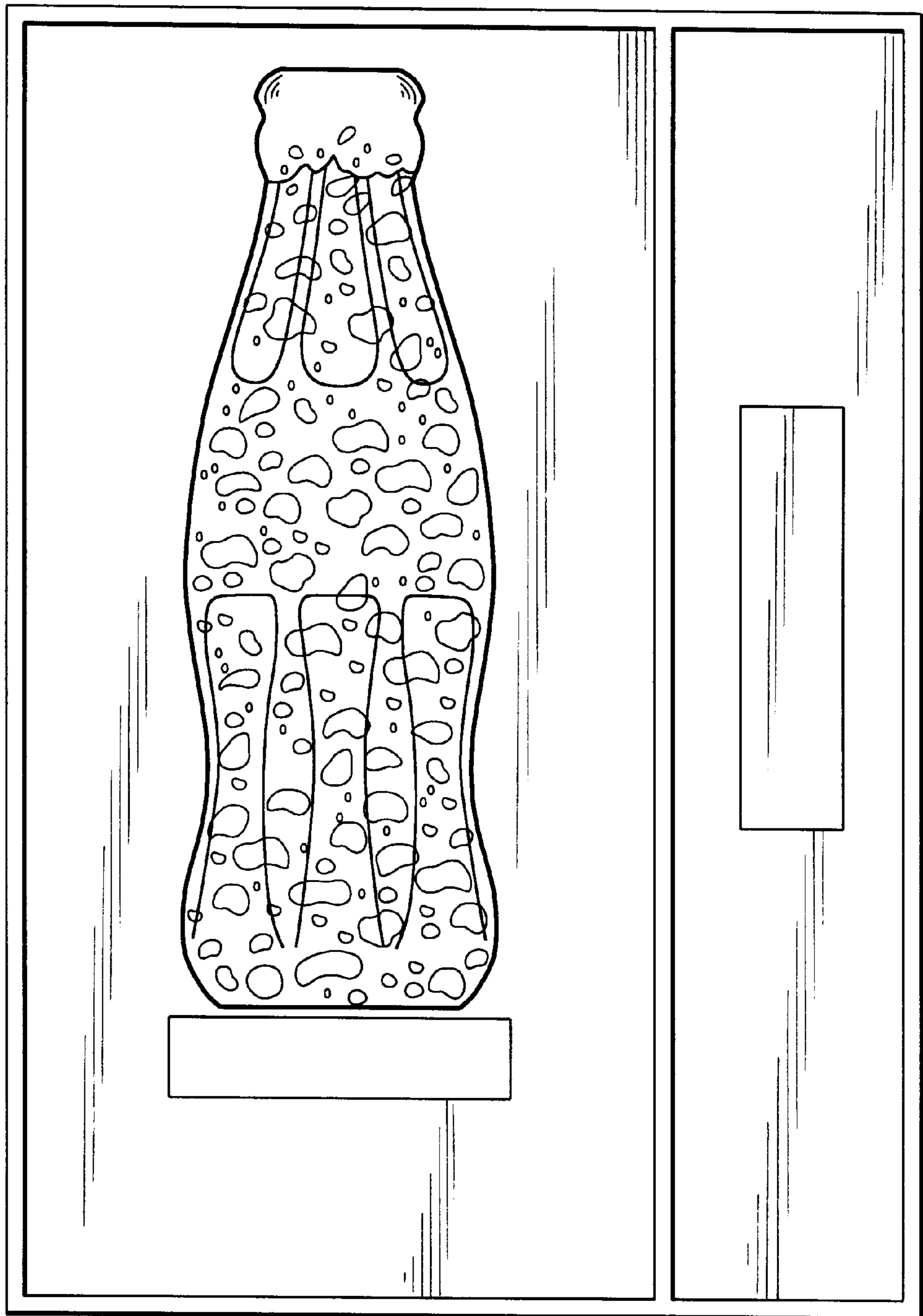


FIG. 2




FIG. 3

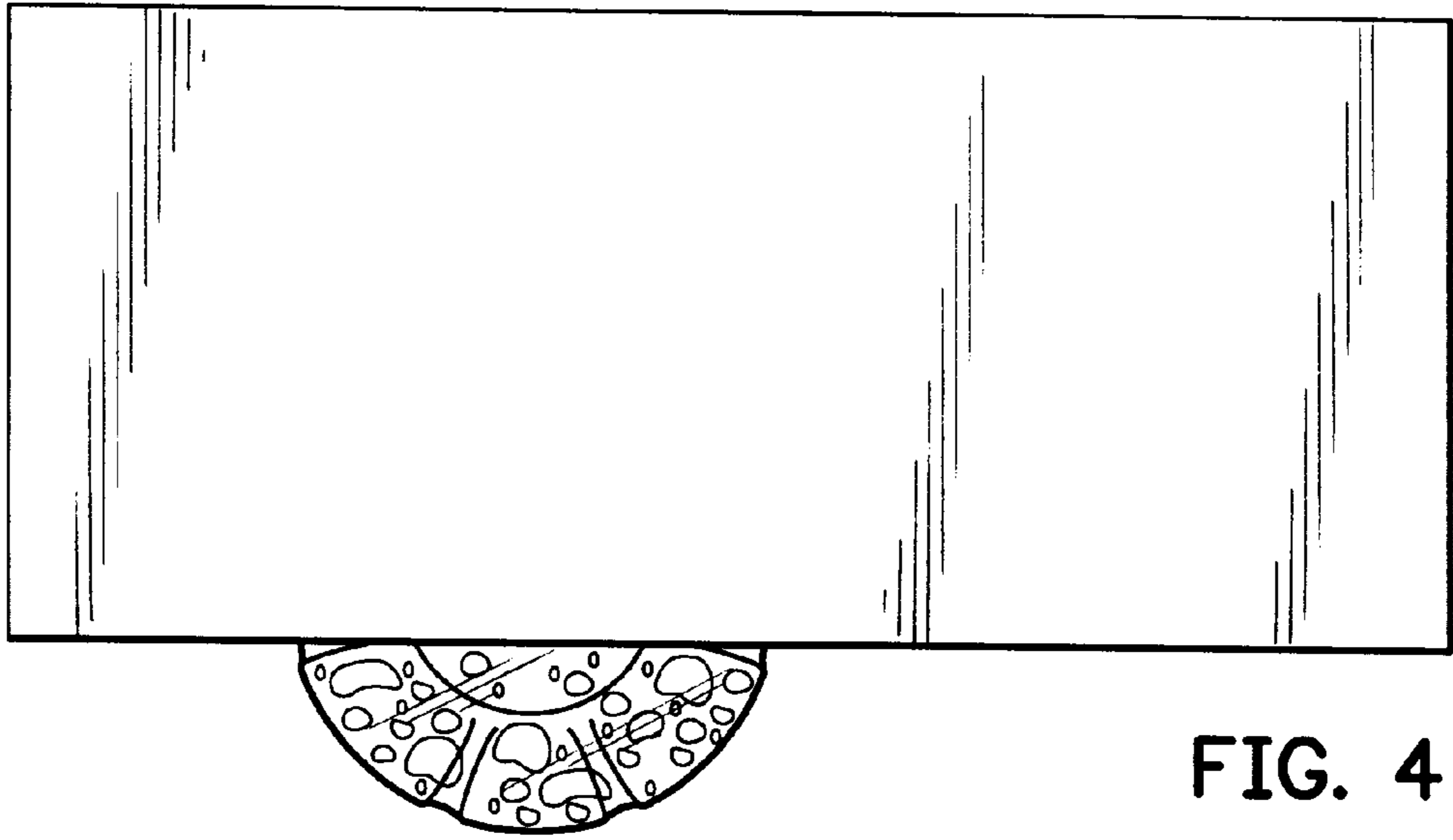


FIG. 4

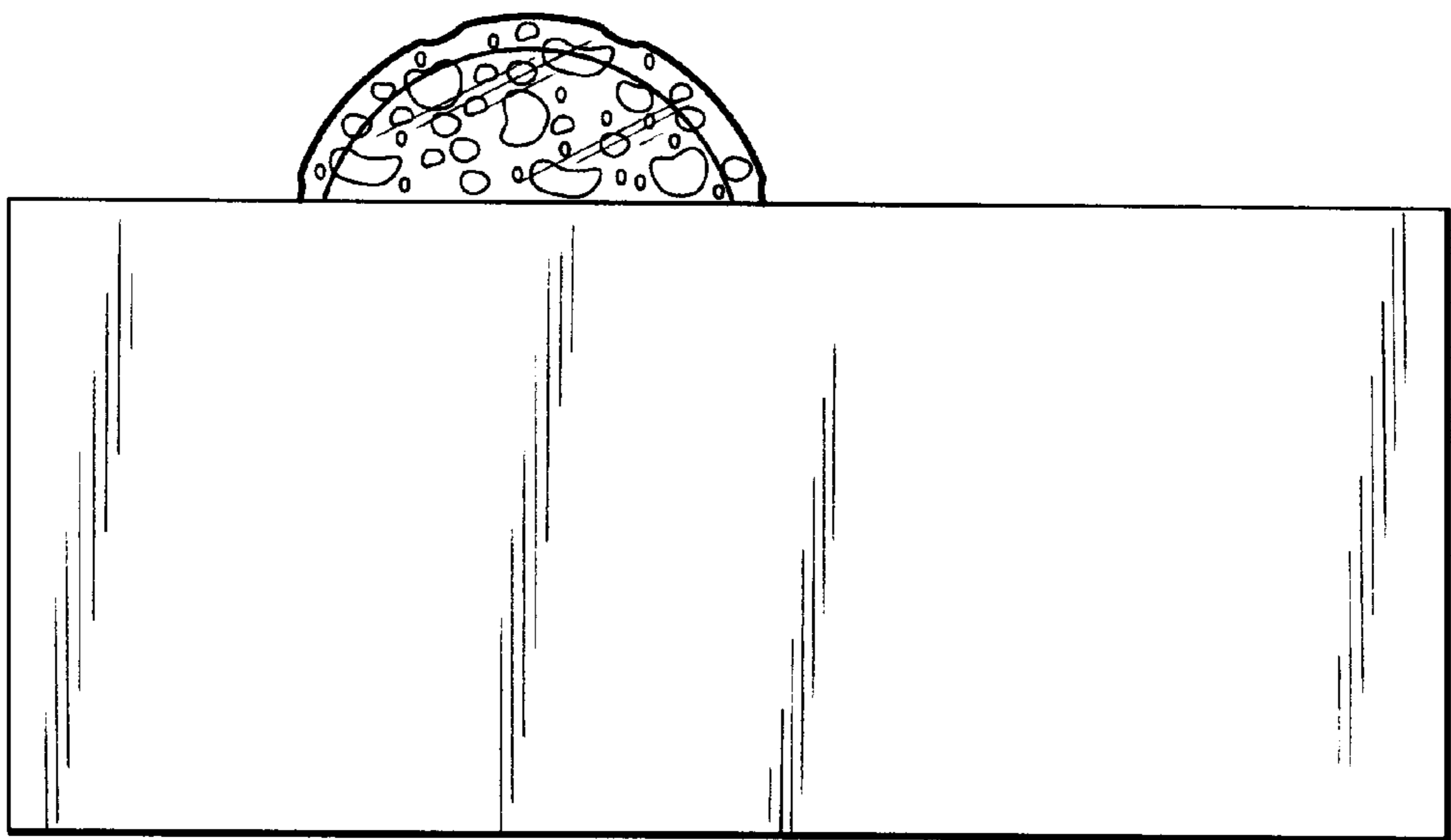


FIG. 5

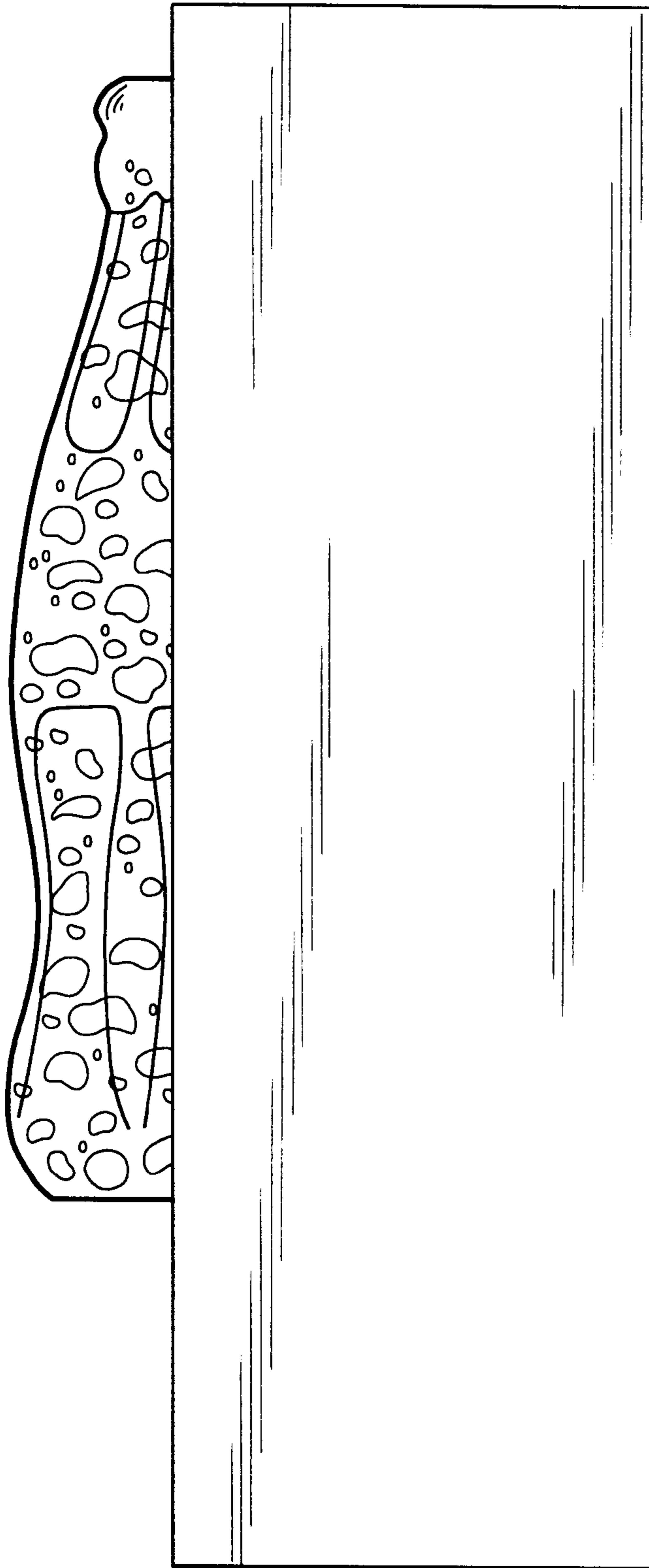


FIG. 6